

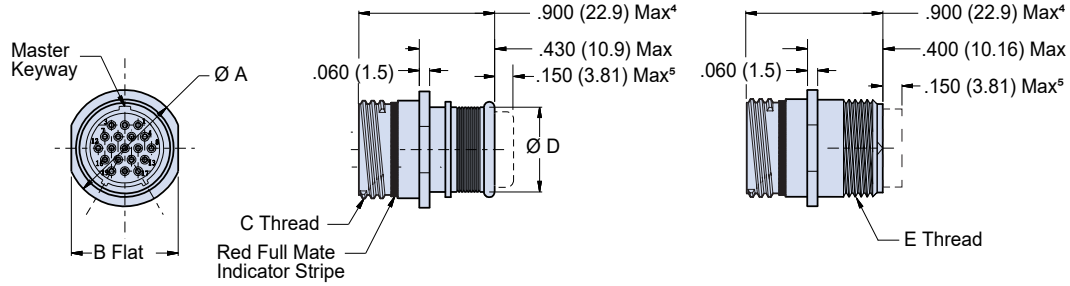
Series 801 Mighty Mouse Double-Start ACME Thread Receptacle with Crimp Contacts

801-009-01 and 801-010-01 Dimensions



Series 801

In-line receptacle - shell style 01



Integral Band Platform
801-009-01

Accessory Thread
801-010-01

Dimensions					
Shell Size	Ø A	B Flat	C Thread	Ø D	E Thread UNEF-2A
5	.355 (9.02)	.325 (8.25)	.3125-.05P-.1L-DS-2A	.245 (6.22)	.2500-32
6	.415 (10.54)	.385 (9.78)	.3750-.05P-.1L-DS-2A	.290 (7.37)	.3125-32
7	.480 (12.19)	.445 (11.30)	.4375-.05P-.1L-DS-2A	.390 (9.91)	.4375-28
8	.540 (13.72)	.510 (12.95)	.5000-.05P-.1L-DS-2A	.445 (11.30)	.5000-28
9	.605 (15.37)	.575 (14.60)	.5625-.05P-.1L-DS-2A	.500 (12.70)	.5625-24
10	.665 (16.89)	.635 (16.13)	.6250-.05P-.1L-DS-2A	.560 (14.22)	.6250-24
11	.730 (18.54)	.700 (17.78)	.6875-.05P-.1L-DS-2A	.605 (15.37)	.6875-24
13	.855 (21.72)	.825 (20.96)	.8125-.1P-.2L-DS-2A	.650 (16.51)	.6875-24
16	1.040 (26.42)	1.010 (25.65)	1.0000-.1P-.2L-DS-2A	.805 (20.45)	.9375-20
17	1.110 (28.19)	1.070 (27.18)	1.0625-.1P-.2L-DS-2A	.850 (21.59)	.9375-20
19	1.243 (31.57)	1.191 (30.25)	1.1875-.1P-.2L-DS-2A	1.003 (25.48)	1.0625-18
21	1.375 (34.92)	1.312 (33.32)	1.3125-.1P-.2L-DS-2A	1.110 (28.19)	1.1875-18

Material / finish:

- Shell: aluminum alloy or CRES; see How to Order Table
- Insulator: high grade rigid dielectric / N.A.
- Interfacial seal, O-rings, grommet: fluorosilicone / N.A.
- Contact: copper alloy / gold plate per ASTM B 488, Type II, Code C, Class 1.25, over a suitable underplate

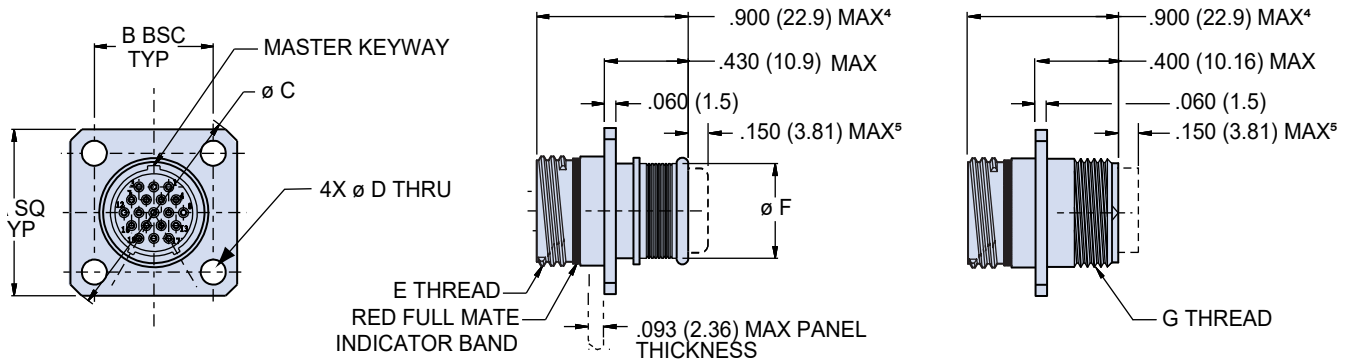
Dimensions in Inches (millimeters) are subject to change without notice.



Series 801 Mighty Mouse Double-Start ACME Thread Receptacle with Crimp Contacts

801-009-02 and 801-010-02 Dimensions

Square flange, front or rear panel mount receptacle - shell style 02



Integral Band Platform
801-009-02

Accessory Thread
801-010-02

Dimensions

Shell Size	A SQ	B BSC	Ø C	Ø D	E Thread	Ø F	G Thread UNEF-2A
5	.530 (13.46)	.363 (9.22)	.680 (17.27)	.096 (2.44) .091 (2.31)	.3125-.05P-.1L-DS-2A	.245 (6.22)	.2500-32
6	.590 (14.99)	.423 (10.74)	.750 (19.05)		.3750-.05P-.1L-DS-2A	.290 (7.37)	.3125-32
7	.650 (16.51)	.483 (12.27)	.850 (21.59)		.4375-.05P-.1L-DS-2A	.390 (9.91)	.4375-28
8	.712 (18.08)	.545 (13.84)	.938 (23.83)		.5000-.05P-.1L-DS-2A	.445 (11.30)	.5000-28
9	.850 (21.59)	.607 (15.42)	1.125 (28.58)	.130 (3.30) .126 (3.20)	.5625-.05P-.1L-DS-2A	.500 (12.70)	.5625-24
10	.890 (22.61)	.670 (17.02)	1.188 (30.18)		.6250-.05P-.1L-DS-2A	.560 (14.22)	.6250-24
11	.935 (23.75)	.715 (18.16)	1.250 (31.75)		.6875-.05P-.1L-DS-2A	.605 (15.37)	.6875-24
13	1.030 (26.16)	.812 (20.62)	1.375 (34.92)		.8125-.1P-.2L-DS-2A	.650 (16.51)	.6875-24
16	1.219 (30.96)	.981 (24.92)	1.625 (41.28)		1.0000-.1P-.2L-DS-2A	.805 (20.45)	.9375-20
17	1.280 (32.51)	1.060 (26.92)	1.700 (43.18)		1.0625-.1P-.2L-DS-2A	.850 (21.59)	.9375-20
19	1.432 (36.37)	1.191 (30.25)	1.900 (48.26)		1.1875-.1P-.2L-DS-2A	1.003 (25.48)	1.0625-18
21	1.565 (39.75)	1.322 (33.58)	2.100 (53.34)		1.3125-.1P-.2L-DS-2A	1.110 (28.19)	1.1875-18

Square Flange, Recommended Panel Cutout

Shell Size	Ø A	B BSC	Ø C
5	.328 (8.33)	.363 (9.22)	.096 (2.44) .091 (2.31)
6	.390 (9.91)	.423 (10.74)	
7	.453 (11.51)	.483 (12.27)	
8	.515 (13.08)	.545 (13.84)	
9	.578 (14.68)	.607 (15.42)	.130 (3.30) .126 (3.20)
10	.640 (16.26)	.670 (17.02)	
11	.703 (17.86)	.715 (18.16)	
13	.828 (21.03)	.812 (20.62)	
16	1.015 (25.78)	.981 (24.92)	
17	1.078 (27.38)	1.060 (26.92)	
19	1.203 (30.56)	1.191 (30.25)	
21	1.328 (33.73)	1.322 (33.58)	

Material / finish:

- Shell: aluminum alloy or CRES; see How to Order Table
- Insulator: high grade rigid dielectric / N.A.
- Interfacial seal, O-rings, grommet: fluorosilicone / N.A.
- Contact: copper alloy / gold plate per ASTM B 488, Type II, Code C, Class 1.25, over a suitable underplate

Dimensions in Inches (millimeters) are subject to change without notice.

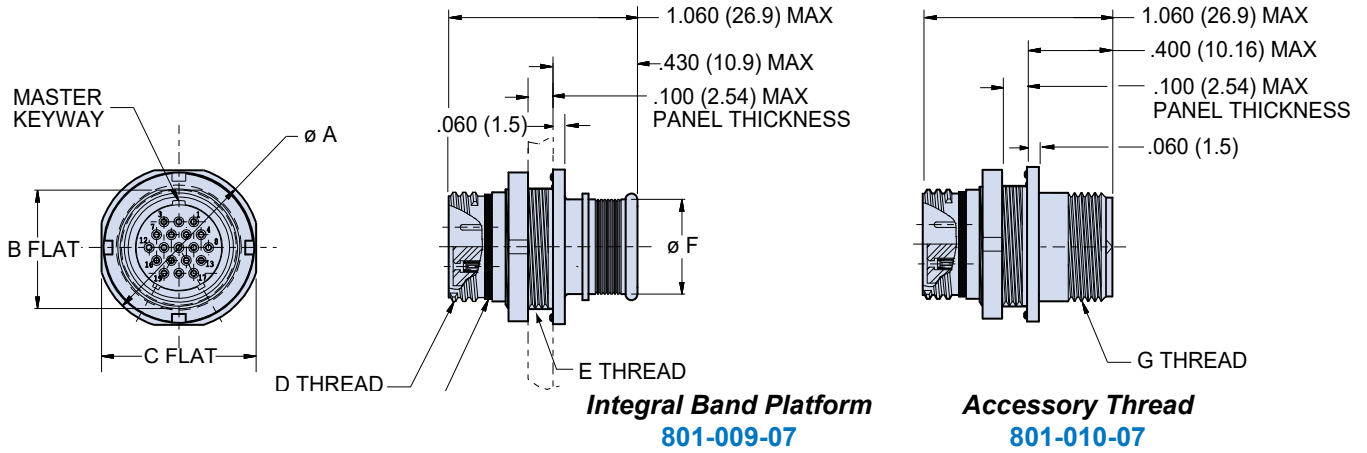
Series 801 Mighty Mouse Double-Start ACME Thread Receptacle with Crimp Contacts

801-009-07 and 801-010-07 Dimensions



Series 801

Jam-nut, rear panel mount receptacle - shell style 07



Dimensions							
Shell Size	Ø A	B Flat	C Flat	D Thread	E Thread UN-2A	Ø F	G Thread UN-2A
5	.575 (14.60)	.350 (8.89)	.545 (13.84)	.3125-.05P-.1L-2A	.375-28	.245 (6.22)	.250-32
6	.635 (16.13)	.410 (10.41)	.595 (15.11)	.375-.05P-.1L-2A	.4375-28	.290 (7.37)	.3125-32
7	.755 (19.18)	.536 (13.61)	.723 (18.36)	.4375-.05P-1L2A	.5625-32	.390 (9.91)	.4375-28
8	.755 (19.18)	.536 (13.61)	.723 (18.36)	.5000-.05P-.1L-2A	.5625-32	.445 (11.30)	.5000-28
9	.830 (21.08)	.596 (15.14)	.790 (20.07)	.5625-.05P-.1L-2A	.625-28	.500 (12.70)	.5625-24
10	.890 (22.61)	.658 (16.71)	.855 (21.72)	.6250-.05P-.1L-2A	.6875-28	.560 (14.22)	.6250-24
11	.960 (24.38)	.718 (18.24)	.925 (23.50)	.6875-.05P-.1L-2A	.7500-28	.605 (15.37)	.6875-24
13	1.078 (27.38)	.845 (21.46)	1.044 (26.52)	.8125-.1P-.2L-2A	.875-28	.650 (16.51)	.6875-24
16	1.264 (32.11)	1.022 (25.96)	1.230 (31.24)	1.000-.1P-.2L-2A	1.0625-20	.805 (20.45)	.9375-20
17	1.325 (33.65)	1.096 (27.84)	1.290 (32.77)	1.062-.1P-.2L-2A	1.125-28	.850 (21.59)	.9375-20
19	1.450 (36.83)	1.227 (31.17)	1.415 (35.94)	1.1875-.1P-.2L-2A	1.2500-28	1.003 (25.48)	1.0625-18
21	1.625 (41.28)	1.347 (34.21)	1.577 (40.06)	1.3125-.1P-.2L-2A	1.375-28	1.110 (28.19)	1.1875-18

Series 801 Jam-Nut Panel Cutout		
Shell Size	A Flat ±.002 (± 0.05)	Ø B +.005 (+.13) -0.000 (-.00)
5	.356 (9.04)	.380 (9.65)
6	.416 (10.57)	.443 (11.25)
7	.542 (13.77)	.567 (14.40)
8	.542 (13.77)	.567 (14.40)
9	.602 (15.29)	.630 (16.00)
10	.664 (16.87)	.693 (17.60)
11	.730 (18.54)	.760 (19.30)
13	.851 (21.62)	.880 (22.35)
16	1.028 (26.11)	1.067 (27.10)
17	1.102 (27.99)	1.130 (28.70)
19	1.243 (31.57)	1.260 (32.00)
21	1.352 (34.34)	1.380 (35.05)

Material / finish:

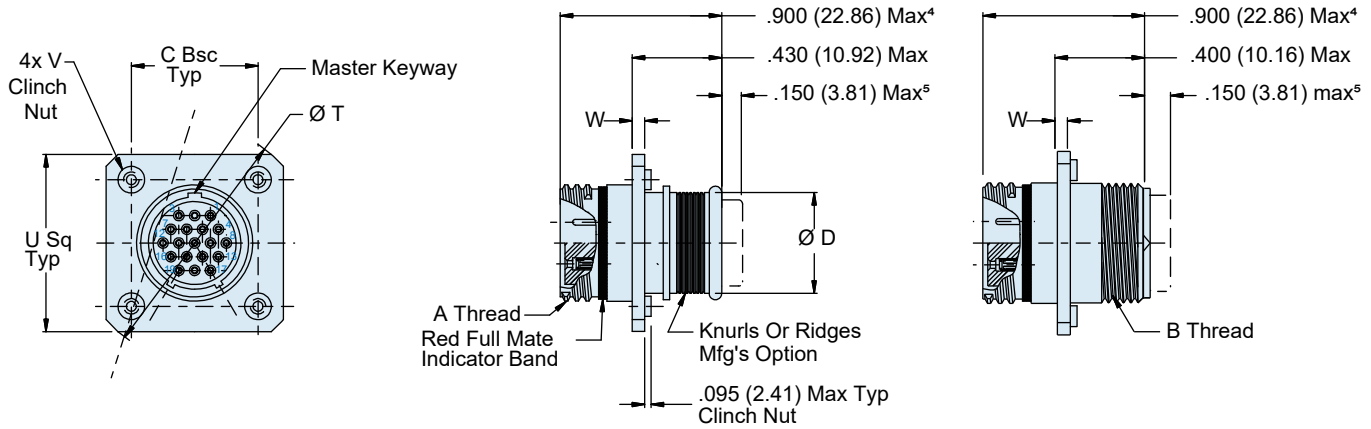
- Shell, jam-nut: aluminum alloy or CRES; see How to Order Table
- Insulator: high grade rigid dielectric / N.A.
- Interfacial seal, O-rings, grommet: fluorosilicone / N.A.
- Contact: copper alloy / gold plate per ASTM B 488, Type II, Code C, Class 1.25, over a suitable underplate

Dimensions in Inches (millimeters) are subject to change without notice.

Series 801 Mighty Mouse Double-Start ACME Thread Receptacle with Crimp Contacts

801-009-12/-22 and 801-010-12/-22 Dimensions

Rear panel mount receptacle - shell style 12 and 22



Integral Band Platform
801-009-12 and 801-009-22

Accessory Thread
801-010-12 and 801-010-22

D

Dimensions							
Shell Size	A Thread	B Thread	C BSC	Ø T	U SQ	V Clinch Nut	W
5	.3125-.05P-.1L-DS-2A	.2500-32 UNEF-2A	.363 (9.22)	.774 (19.66)	.623 (15.82)	2-56	.030 (0.76)
6	.3750-.05P-.1L-DS-2A	.3125-32 UNEF-2A	.423 (10.74)	.860 (21.84)	.683 (17.35)		
7	.4375-.05P-.1L-DS-2A	.4375-28 UNEF-2A	.483 (12.27)	.944 (23.98)	.743 (18.87)		
8	.5000-.05P-.1L-DS-2A	.5000-28 UNEF-2A	.545 (13.84)	1.032 (26.21)	.805 (20.45)		
9	.5625-.05P-.1L-DS-2A	.5625-24 UNEF-2A	.607 (15.42)	1.180 (29.97)	.927 (23.55)	4-40	.060 (1.52)
10	.6250-.05P-.1L-DS-2A	.6250-24 UNEF-2A	.670 (17.02)	1.268 (32.21)	.990 (25.15)		
11	.6875-.05P-.1L-DS-2A	.6875-24 UNEF-2A	.715 (18.16)	1.331 (33.81)	1.035 (26.29)		
13	.8125-.1P-.2L-DS-2A	.6875-24 UNEF-2A	.812 (20.62)	1.470 (37.34)	1.132 (28.75)		
16	1.0000-.1P-.2L-DS-2A	.9375-20 UNEF-2A	.981 (24.92)	1.708 (43.38)	1.301 (33.05)		
17	1.0625-.1P-.2L-DS-2A	.9375-20 UNEF-2A	1.060 (26.92)	1.822 (46.28)	1.382 (35.10)		
19	1.1875-.1P-.2L-DS-2A	1.0625-18 UNEF-2A	1.191 (30.25)	2.006 (50.95)	1.511 (38.38)		
21	1.3125-.1P-.2L-DS-2A	1.1875-18 UNEF-2A	1.322 (33.58)	2.190 (55.63)	1.642 (41.71)		

Series 801 Front and Rear Mount Panel Cutout

Shell Size	G Bsc	H Holes	Ø R	
			±.005 (.13)	
5	.363 (9.22)	.130 (3.30) .126 (3.20)	.328 (8.33)	
6	.423 (10.74)		.390 (9.91)	
7	.483 (12.27)		.453 (11.51)	
8	.545 (13.84)		.515 (13.08)	
9	.607 (15.42)		.578 (14.68)	
10	.670 (17.02)		.640 (16.26)	
11	.715 (18.16)		.703 (17.86)	
13	.812 (20.62)		.828 (21.03)	
16	.981 (24.92)		1.015 (25.78)	
17	1.060 (26.92)		1.078 (27.38)	
19	1.191 (30.25)	1.203 (30.56)		
21	1.322 (33.58)	1.328 (33.73)		

Material / finish:

- Shell: aluminum alloy or CRES; see How to Order Table
- Insulator: high grade rigid dielectric / N.A.
- Interfacial seal, O-rings, grommet: fluorosilicone / N.A.
- Contact: copper alloy / gold plate per ASTM B 488, Type II, Code C, Class 1.25, over a suitable underplate

Dimensions in Inches (millimeters) are subject to change without notice.