

SERIES: SDI200G-UD | **DESCRIPTION:** AC-DC POWER SUPPLY

FEATURES

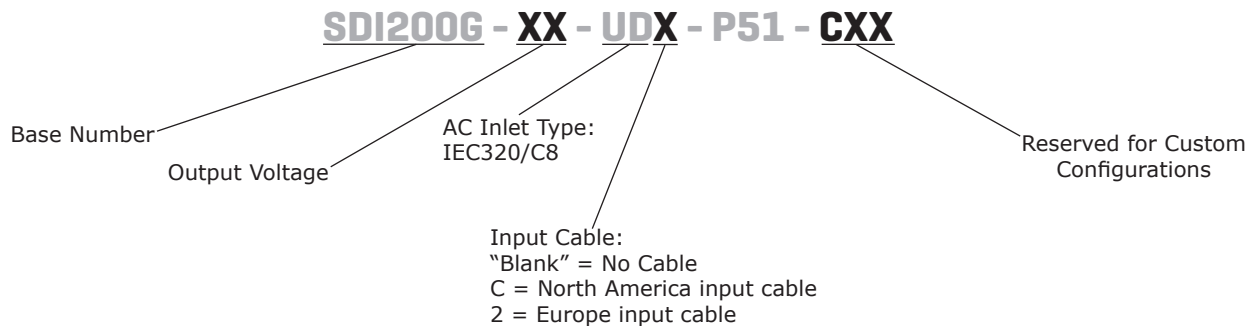
- GaN technology
- compact size
- 200 W power
- universal input (90~264 Vac)
- single regulated outputs
- over voltage, over current, over temperature and short circuit protections
- UL/cUL (62368-1), level VI efficiency
- power factor correction
- custom designs available



MODEL	output voltage (Vdc)	output current max (A)	output power max (W)	ripple and noise ¹ max (mVp-p)	efficiency level
SDI200G-12-UD	12	16	192	120	VI
SDI200G-18-UD	18	11.1	200	180	VI
SDI200G-19-UD	19	10.5	200	190	VI
SDI200G-19.5-UD	19.5	10.2	200	190	VI
SDI200G-20-UD	20	10	200	240	VI
SDI200G-24-UD	24	8.3	200	240	VI
SDI200G-48-UD	48	4.2	202	480	VI
SDI200G-56-UD	56	3.6	202	560	VI

Notes: 1. At full load, nominal input, 20 MHz bandwidth oscilloscope, output terminated with 0.1 μF multilayer ceramic and 47 μF low ESR electrolytic capacitors.

PART NUMBER KEY



INPUT

parameter	conditions/description	min	typ	max	units
voltage		100		240	Vac
frequency		50		60	Hz
current				2.4	A
inrush current	at 240 Vac, full load, 25°C, cold start			100	A
leakage current				0.25	mA
no load power consumption	at 230 Vac & 115			0.21	W

OUTPUT

parameter	conditions/description	min	typ	max	units
regulation			±5		%

PROTECTIONS

parameter	conditions/description	min	typ	max	units
over voltage protection	output shut down and latch			180	%
over current protection	output shut down and automatic recovery			180	%
short circuit protection	output shut down and automatic recovery				
over temperature protection	output shut down and latch				

SAFETY & COMPLIANCE

parameter	conditions/description	min	typ	max	units
isolation voltage	input to output at 10 mA for 1 minute		3,000		Vac
isolation resistance	input to output at 500 Vdc	10			MΩ
safety approvals	UL/cUL (62368-1), UKCA				
EMI/EMC	FCC Part 15B Class B, CE				
MTBF	as per Telcordia SR-332, 25°C	300,000			hours
RoHS	2011/65/EU				

ENVIRONMENTAL

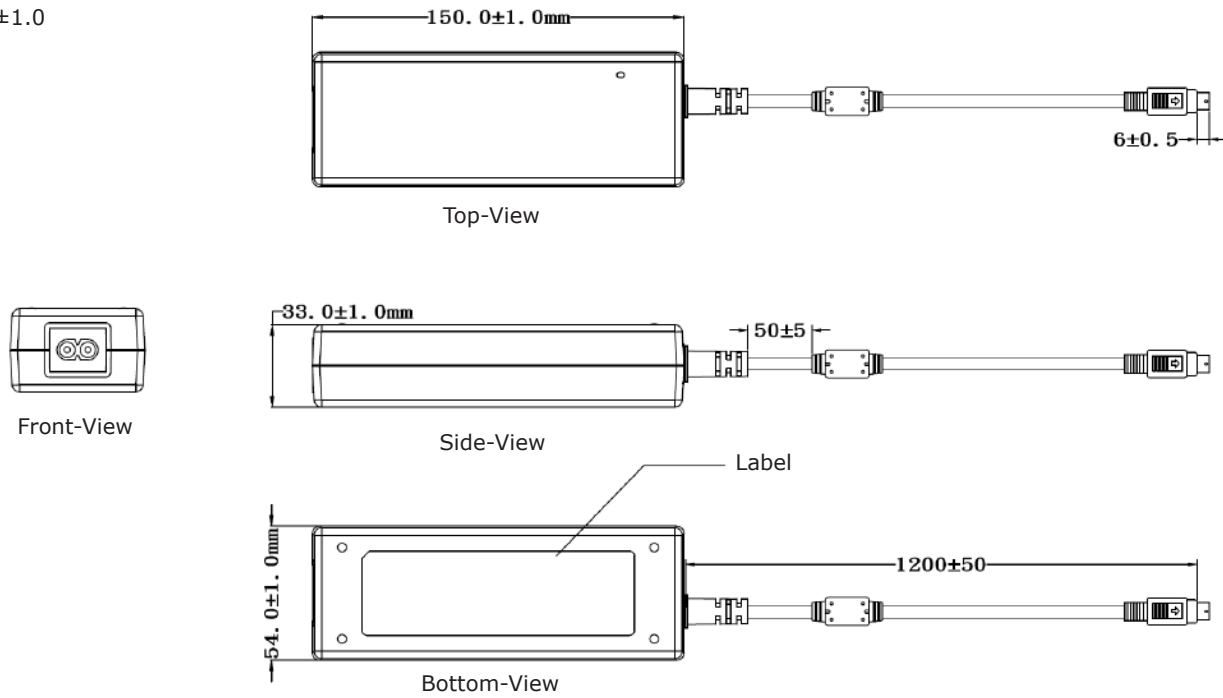
parameter	conditions/description	min	typ	max	units
operating temperature		0		40	°C
storage temperature		-20		80	°C
operating humidity	non-condensing	20		80	%
storage humidity	non-condensing	10		90	%

MECHANICAL

parameter	conditions/description	min	typ	max	units
dimensions	150 x 54 x 33				mm
inlet plug	4 pin din				
weight	without ac cord		560		g

MECHANICAL DRAWING

units: mm
tolerance: ± 1.0
mm



DC CORD

units: mm

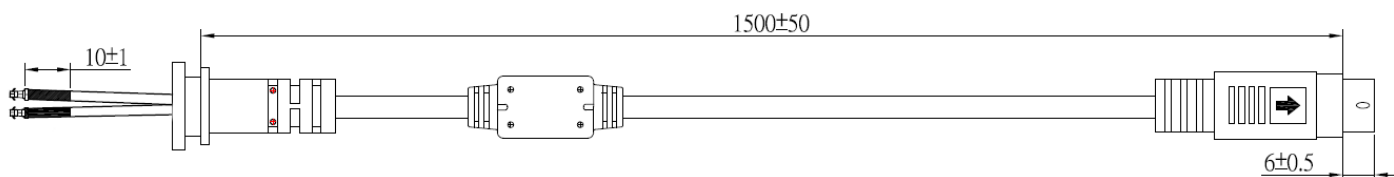
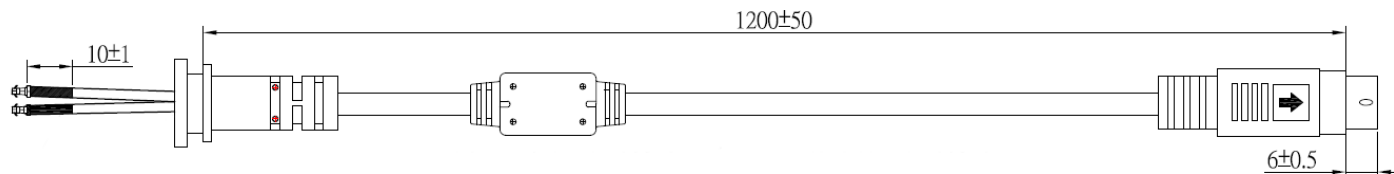
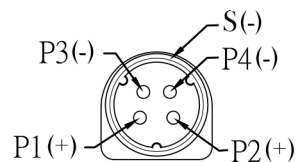


Table 1

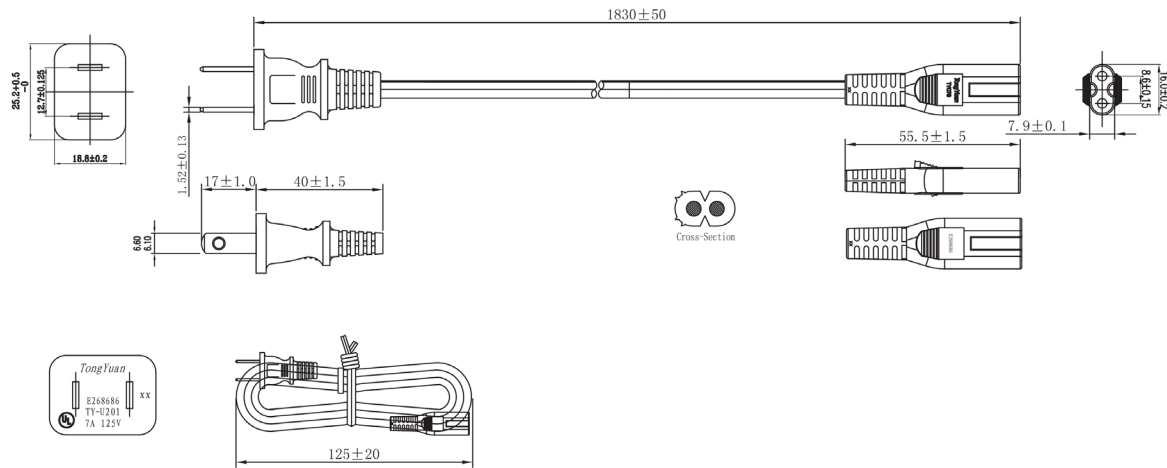
MODEL NO.	CABLE	CORD LENGTH
SDI200G-12-UD	Black, UL2464, 16 AWG	1,200 mm ±50
SDI200G-18-UD	Black, UL2464, 16 AWG	1,500 mm ±50
SDI200G-19-UD	Black, UL2464, 16 AWG	1,500 mm ±50
SDI200G-19.5-UD	Black, UL2464, 16 AWG	1,500 mm ±50
SDI200G-20-UD	Black, UL2464, 16 AWG	1,500 mm ±50
SDI200G-24-UD	Black, UL2464, 16 AWG	1,500 mm ±50
SDI200G-48-UD	Black, UL2464, 16 AWG	1,500 mm ±50
SDI200G-56-UD	Black, UL2464, 18 AWG	1,500 mm ±50



Output cable plug pin assignment

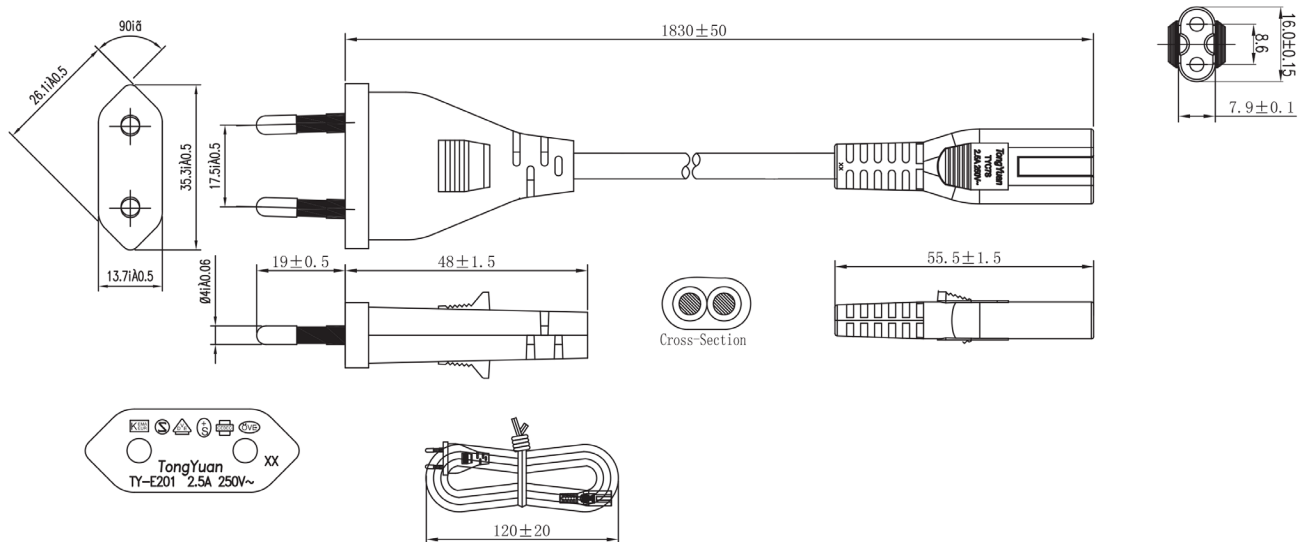
AC CORD (US)

units: mm



AC CORD (EU)

units: mm



REVISION HISTORY

rev.	description	date
1.0	initial release	01/23/2020
1.01	logo update	02/21/2020
1.02	UL mark added, tolerance updated	01/08/2021
1.03	dc cord table updated	05/06/2021
1.04	UKCA added to the specification	05/25/2021
1.05	dc cord updated	06/15/2021

The revision history provided is for informational purposes only and is believed to be accurate.



Headquarters
20050 SW 112th Ave.
Tualatin, OR 97062
800.275.4899

Fax 503.612.2383
cui.com
techsupport@cui.com

CUI offers a two (2) year limited warranty. Complete warranty information is listed on our website.

CUI reserves the right to make changes to the product at any time without notice. Information provided by CUI is believed to be accurate and reliable. However, no responsibility is assumed by CUI for its use, nor for any infringements of patents or other rights of third parties which may result from its use.

CUI products are not authorized or warranted for use as critical components in equipment that requires an extremely high level of reliability. A critical component is any component of a life support device or system whose failure to perform can be reasonably expected to cause the failure of the life support device or system, or to affect its safety or effectiveness.