THIS DRAWING IS UNPUBLISHED. RELEASED FOR PUBLICATION
© COPYRIGHT BY TYCO ELECTRONICS CORPORATION. ALL RIGHTS RESERVED.

LOC	DIST
CM	00

REVISIONS

P	LTR	DESCRIPTION	DATE	DWN	APVD
	A	REVISED PER 0038-0367-02	07-NOV-02	SH	DB

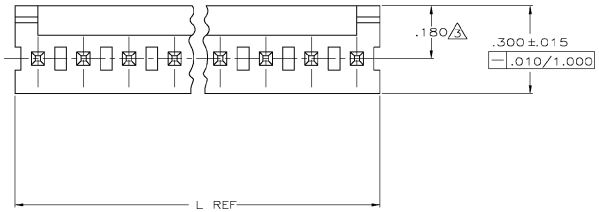

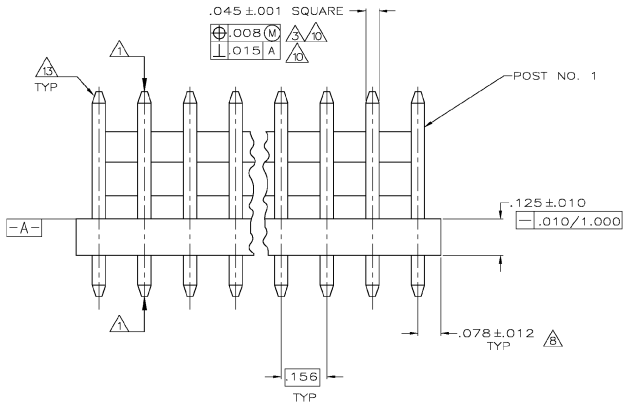

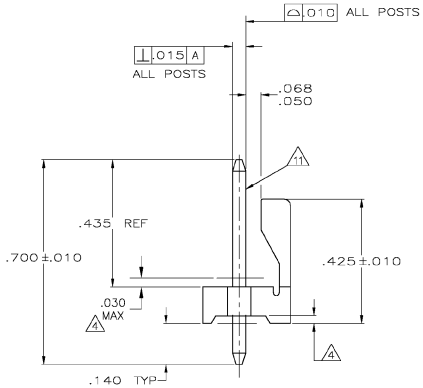

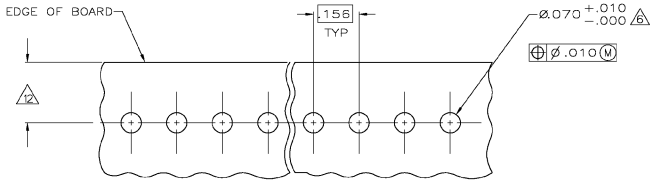

RECOMMENDED MOUNTING HOLE PATTERN FOR .063 THICK P.C. BOARD 2

1. POST TO WITHSTAND 13 NEWTONS (3LBS.) MIN. AXIAL FORCE IN BOTH DIRECTIONS SHOWN WITHOUT DISLODGING.
2. TOLERANCES APPLY TO SOLDER SIDE OF BOARD.
3. MEASURED AT SURFACE -A-
4. PLASTIC FLASH PERMITTED IN THIS AREA.
5. PARTS COMPLY WITH AMP SOLDERABILITY SPEC. NO. 109-11-2.
6. ONE HOLE MAY BE UNDERSIZED (.065/.060 DIA.) FOR ASSEMBLY RETENTION DURING WAVE SOLDERING.
7. MATERIAL: HEADER-THERMOPLASTIC POLYESTER NON-FILLED 94V-0(NATURAL) POST-COPPER ALLOY (TIN PLATED)
8. COORDINATE DIMENSION APPLIES FROM CENTER OF ACTUAL FEATURE.
9. PLASTIC BURRS CAUSED BY CUT-OFF TOOLING ARE PERMITTED WITHIN THE MAXIMUM TOLERANCE ENVELOPE.
10. POST TO BE MEASURED WHEN STRIP IS HELD FLAT.
11. POST MUST WITHSTAND TWO 90° BENDS AGAINST EXTRUSION WITHOUT BREAKING.
12. DIMENSION SHOULD BE .175 MIN WHEN MATING WITH A MTA 156 CONNECTOR ASSEMBLY OR A SL-156 CONNECTOR ASSEMBLY.
13. PIN BURR OF .005 MAX. VERTICAL AND .003 MAX. HORIZONTAL PERMITTED AT POST TIPS ON BOTH ENDS.

MM L	[IN]	NUMBER OF POSITIONS	PART NUMBER
23.77	.936	6	644822-6

METRIC

.070	1.78	-	-
.068	1.73	-	-
.065	1.65	-	-
.063	1.60	1.000	25.40
.060	1.52	.700	17.78
.045	1.14	.435	11.05
.030	0.76	.425	10.80
.015	0.38	.300	7.62
.012	0.30	.180	4.57
.010	0.25	.175	4.45
.008	0.20	.156	3.96
.005	0.13	.140	3.56
.003	0.08	.125	3.18
.001	0.03	.078	1.98
[IN]	MM	[IN]	MM

CONVERSION TABLE

THIS DRAWING IS A CONTROLLED DOCUMENT.

DIMENSIONS: MM [INCHES]

TOLERANCES UNLESS OTHERWISE SPECIFIED: 0 PLC ±; 1 PLC ±; 2 PLC ±; 3 PLC ±.005; 4 PLC ±; ANGLES ±

MATERIAL 7 FINISH 7

DRN S. HOOVER 07-NOV-2002
CHK D. ROSSI 07-NOV-2002
APVD D. ROSSI 07-NOV-2002
PRODUCT SPEC
APPLICATION SPEC
WEIGHT

tyco Electronics — Tyco Electronics Corporation, Harrisburg, PA 17105-3608

NAME: MTA-.156 HEADER ASSEMBLY, FRICTION LOCK, STRAIGHT, .045 SQUARE POST, TIN PLATED, SPECIAL

SIZE	CAGE CODE	DRAWING NO	RESTRICTED TO
A1	00779	C-644822	—

CUSTOMER DRAWING — SCALE 5:1 — SHEET 1 OF 1 — REV A