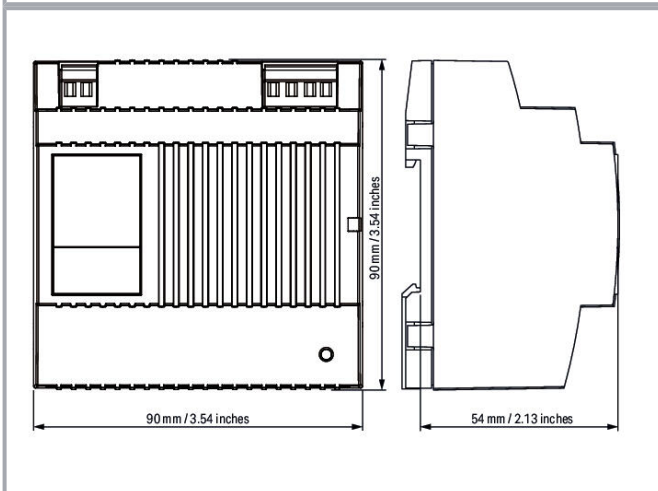
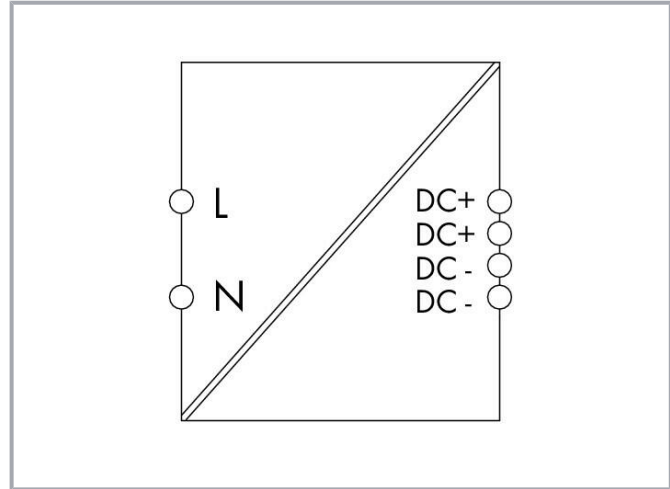


Data sheet | Item number: 787-1021

Switched-mode power supply; Compact; 1-phase; 12 VDC output voltage;
6.5 A output current; 2,50 mm²



www.wago.com/787-1021



Item description

Features:

- Switched-mode power supply

Subject to changes. Please also observe the further product documentation!

WAGO GmbH & Co. KG
Hansastr. 27
32423 Minden
Phone: +49571 887-0 | Fax: +49571 887-169
Email: info.de@wago.com | Web: www.wago.com

Do you have any questions about our products?
We are always happy to take your call at +49 (571) 887-44222.



- Natural convection cooling when horizontally mounted
- Stepped profile, ideal for distribution boards/boxes
- Overhead mounting is possible with derating
- Suitable for both parallel and series operation
- Electrically isolated output voltage (SELV) per EN 61010-2-201/UL 60950-1; PELV per EN 60204

Data

Technical data

Input

Phases	1
Nominal input voltage $U_{i\text{nom}}$	1 x AC 100 ... 240 V
Input voltage range	1 x AC 85 ... 264 V; DC 120 ... 300 V
Input voltage derating	$I_o \leq 6 \text{ A} (< 100 \text{ VAC}); I_o \leq 5.5 \text{ A} (< 90 \text{ VAC})$
Nominal mains frequency range	47 ... 63 Hz; 0 Hz
Input current I_i	$\leq 0.9 \text{ A} (230 \text{ VAC}); \leq 1.6 \text{ A} (110 \text{ VAC})$
Inrush current	$\leq 30 \text{ A} (\text{NTC})$
Power factor correction (PFC)	Passive
Mains failure hold-up time	$\geq 100 \text{ ms} (230 \text{ VAC}); \geq 15 \text{ ms} (110 \text{ VAC})$

Output

Nominal output voltage $U_{o\text{nom}}$	DC 12 V (SELV)
Output voltage range	DC 10.5 ... 15.5 V (adjustable)
Nominal output current $I_{o\text{nom}}$	6.5 A (12 VDC); 3.9 A (12 VDC; in any mounting position)
Nominal output power	78 W
Residual ripple	$\leq 100 \text{ mV} (\text{peak-to-peak})$
Current limitation	$1.1 \times I_{o\text{nom}}$ (typ.)
Overload behavior	Constant current

Signaling and Communication

Signaling	1 x Status indication LED (green)
Operation status indicator	Green LED (U_o)

Subject to changes. Please also observe the further product documentation!



Efficiency/power losses

Power loss P_l	$\leq 1 \text{ W}; \leq 15 \text{ W}$ (230 VAC; nominal load)
Power loss (max.) $P_{l(\text{max.})}$	15 W (100 VAC / 12 VDC; 6.5 A)
Efficiency (typ.)	87 %

Circuit protection

Internal fuse	T 4 A / 250 VAC
Backup fusing (required)	An external DC fuse is required for the DC input voltage.
Backup fusing (recommended)	Circuit breaker: 6 A (C characteristic), 10 A (B characteristic) or higher

Safety and protection

Protection class	II
Protection type	IP20; per EN 60529
Overvoltage category	II
Pollution degree	2
Transient suppression (primary)	Varistor
Overvoltage protection; secondary	$\leq 30 \text{ VDC}$ (in the event of a fault)
Short-circuit-protected	Yes
Open-circuit-proof	Yes
Parallel operation	Yes
Series operation	Yes
MTBF	> 500,000 h (per IEC 61709)

Connection data

Connection type 1	Input/Output
Connection technology	CAGE CLAMP®
WAGO connector	WAGO 740 Series
Solid conductor	0.08 ... 2.5 mm ² / 28 ... 12 AWG
Fine-stranded conductor	0.08 ... 2.5 mm ² / 28 ... 12 AWG
Strip length	6 ... 7 mm / 0.24 ... 0.28 inches

Physical data

Width	90 mm / 3.543 inches
-------	----------------------

Subject to changes. Please also observe the further product documentation!



Height	89 mm / 3.504 inches
Depth	59 mm / 2.323 inches
Depth from upper-edge of DIN-rail	55 mm / 2.165 inches

Mechanical Data

Mounting type	DIN-35 rail
---------------	-------------

Material Data

Flammability class per UL94	V0
Weight	300 g

Environmental requirements

Ambient temperature (operation)	-25 ... +60 °C (Device starts at -40 °C (type-tested))
Ambient temperature (storage)	-25 ... +80 °C
Ambient temperature UL (operation at U_N)	-25 ... +55 °C
Relative humidity	5 ... 96 % (no condensation permissible)
Derating	-3 %/K (> 45 °C)

Standards and specifications

Conformity marking	CE
Standards/specifications	EN 61010-1 EN 61010-2-201 EN 61204-3 UL 60950-1 UL 508 DNV

Commercial data

Product Group	6 (INTERFACE ELECTRONIC)
eCl@ss 10.0	27-04-07-01
eCl@ss 9.0	27-04-07-01
ETIM 8.0	EC002540
ETIM 7.0	EC002540
PU (SPU)	1 pcs
Packaging type	box
Country of origin	DE
GTIN	4050821498018

Subject to changes. Please also observe the further product documentation!




Customs tariff number	85044083900
-----------------------	-------------

Environmental Product Compliance


RoHS Compliance Status	Compliant, No Exemption
------------------------	-------------------------

Approvals / Certificates


General approvals

Logo	Approval	Additional Approval Text	Certificate name
	EAC Brjansker Zertifizierungsstelle	TP TC 004/2011, TP TC 020/2011	EAC RU C-DE.AM02.B.00089_19
	UL Underwriters Laboratories Inc.	UL 508	E255817
	UL Underwriters Laboratories Inc.	UL 60950-1	E255815

Declarations of conformity and manufacturer's declarations

Logo	Approval	Additional Approval Text	Certificate name
	EU-Declaration of Conformity WAGO GmbH & Co. KG	-	-

Approvals for marine applications

Logo	Approval	Additional Approval Text	Certificate name
	DNV DNV Germany GmbH	DNV-CG-0339, Aug. 2021	TAA00000KT

Optional accessories

Marking accessories

Marking strip

Subject to changes. Please also observe the further product documentation!

WAGO GmbH & Co. KG
 Hansastr. 27
 32423 Minden
 Phone: +49571 887-0 | Fax: +49571 887-169
 Email: info.de@wago.com | Web: www.wago.com

Do you have any questions about our products?
 We are always happy to take your call at +49 (571) 887-44222.



Item no.: 210-831
Marking strips; on reel; 2.3 mm wide; plain; Self-adhesive; white

www.wago.com/210-831



Item no.: 210-832
Marking strips; on reel; 3 mm wide; plain; Self-adhesive; white

www.wago.com/210-832

Tool

Operating tool



Item no.: 210-769
SCREWDRIVER; green

www.wago.com/210-769



Item no.: 210-720
Operating tool; Blade: 3.5 x 0.5 mm; with a partially insulated shaft; multicoloured

www.wago.com/210-720

Downloads

Documentation

Bid Text

787-1021 X81 - Datei	2019 Jun 24	xml 7.2 kB	Download
787-1021 docx - Datei	2019 Jun 12	docx 21.4 kB	Download

Instruction Leaflet

Power Supply COMPACT	29-03-2021 2021 Dec 20	pdf 2.2 MB	Download
----------------------	---------------------------	---------------	----------

Additional Information

Disposal and Recycling Electrical and electronic equipment, Batteries, Packaging	V 1.1.0 2022 Aug 18	pdf 2.2 MB	Download
---	------------------------	---------------	----------

CAD/CAE-Data

CAD data

2D/3D Models 787-1021		URL	Download
-----------------------	--	-----	----------

CAE data

Subject to changes. Please also observe the further product documentation!



EPLAN Data Portal 787-1021	URL	Download
ZUKEN Portal 787-1021	URL	Download
WSCAD Universe 787-1021	URL	Download

Environmental Product Compliance

Compliance Search

Environmental Product Compliance 787-1021 Switched-mode power supply; Compact; 1-phase; 12 VDC output voltage; 6.5 A output current; 2,50 mm ²	URL	Download
--	---------------------	--------------------------

Installation Notes

Product family

EPSITRON COMPACT Power

EPSITRON® COMPACT POWER: Compact, High-Performance Power Supplies

[Show all products from the family](#)

Subject to changes. Please also observe the further product documentation!