

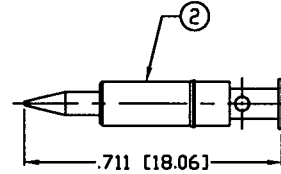
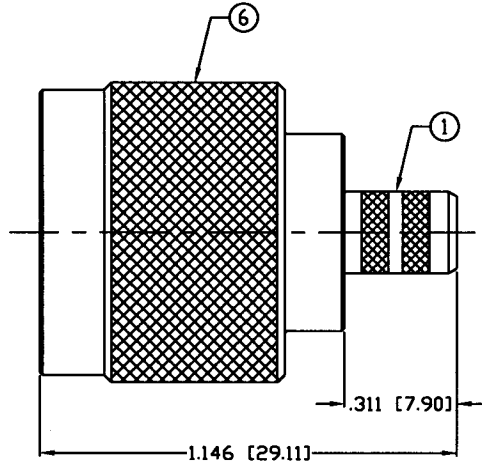
THIS DRAWING CONTAINS INFORMATION PROPRIETARY TO RF INDUSTRIES.
 ANY UNAUTHORIZED USE OF THIS DRAWING IS EXPRESSLY PROHIBITED
 WITHOUT WRITTEN PERMISSION FROM RF INDUSTRIES.
 ANY VIOLATION IS PUNISHABLE UNDER U.S. COPYRIGHT LAWS.

ALL DIMENSIONS ARE REFERENCE ONLY

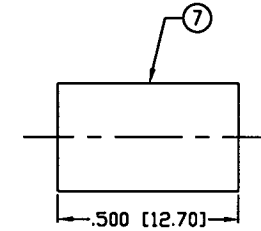
PART NO.

RFN-1007-2SP

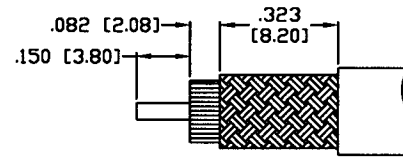
REV	DESCRIPTION	DWN	DATE	APPROVED
D	CHANGE SHELL CONFIGURATION / RPLS DWG # 7551	KMM	3/15/95	R. RICE
E	STANDARDIZE SHELL & BODY / CHG DIE MAJOR ID & STRIP INST	CZS	7/12/99	R. RICE
F	CHANGE FERRULE CONFIGURATION	CZS	12/10/99	R. RICE
G	CHANGE STRIPING, SPECS, FORMAT & DWG # 8074	GGG	3/5/02	JDMc



RECOMMENDED
CRIMP DIE: .068"



RECOMMENDED
CRIMP DIE: .255"



RECOMMENDED
STRIPPING DIMENSIONS

SPECIFICATIONS:

IMPEDANCE: 50 Ohms
 FREQUENCY RANGE: 0-11 GHz
 VSWR: 1.3 : 1 @ 9 GHz
 INSERTION LOSS: .06 dB Max. $X\sqrt{fGHz}$
 WORKING VOLTAGE: 1k V rms @ sea level
 TEMPERATURE RANGE: -65°C TO 85°C
 INSULATION RESISTANCE: 5k M Ohms min.
 FOR ANTENNA SPECIALIST K214 & PRO-FLEX 800, & TIMES AA3096 CABLE

1	BODY	1	BRASS	SILVER, 80 μ "
2	PIN	1	BRASS	GOLD, 3 μ "
3	DIELECTRIC	1	PTFE	---
4	RETAINING RING	1	BRASS	---
5	GASKET	1	RUBBER	---
6	SHELL	1	BRASS	SILVER, 80 μ "
7	FERRULE	1	BRASS	SILVER, 80 μ "
8	GROUND RING	1	BRASS	SILVER, 80 μ "
9				
10				
11				
12				
13				
14				
#	DESCRIPTION	QTY	MATRL	FINISH

000486		
DRAWN	G. GALLEGOS	3/5/02
CHECKED	<i>[Signature]</i>	3/5/02
ORJ DRAWN	C. ZUNIGA	7/12/99
APPROVALS		DATE

UNLESS OTHERWISE SPECIFIED:

- REMOVE ALL BURRS
- BREAK ALL CORNERS & EDGES .005 R. MAX.
- CHAMFER 1ST & LAST THREADS 45°
- SURFACE ROUGHNESS 63 FINISH MIL-STD-10
- DIAMETERS ON COMMON CENTERS TO BE CONCENTRIC WITHIN .002 T.I.R.
- ALL DIMENSIONS ARE AFTER PLATING.

DIMENSIONS ARE IN INCHES AND [MILLIMETERS]
 UNLESS OTHERWISE NOTED TOLERANCES ARE:

DECIMALS	DIAMETER
.xxx±.003 [.08]	.xxx±.001 [.03]
.xx±.005 [.13]	.xx±.003 [.08]

RF connectors
 DIVISION OF RF INDUSTRIES, LTD.

7610 MIRAMAR RD
 SAN DIEGO, CA 92126
 (858) 549-6340
 (858) 549-6345 FAX

N PLUG CRIMP

SIZE A	CABLE GROUP P	DWG NO. RFN-1007-2SP	REV G
SCALE: NTS		CAD FILE OUTLINE	SHEET 1 OF 1