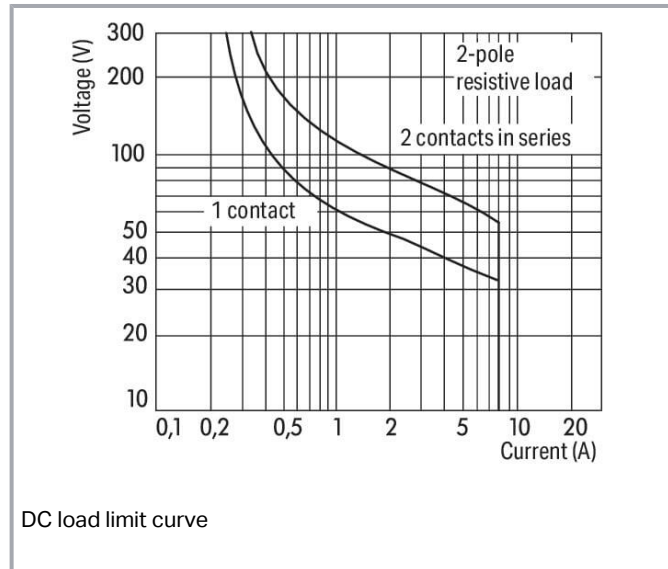
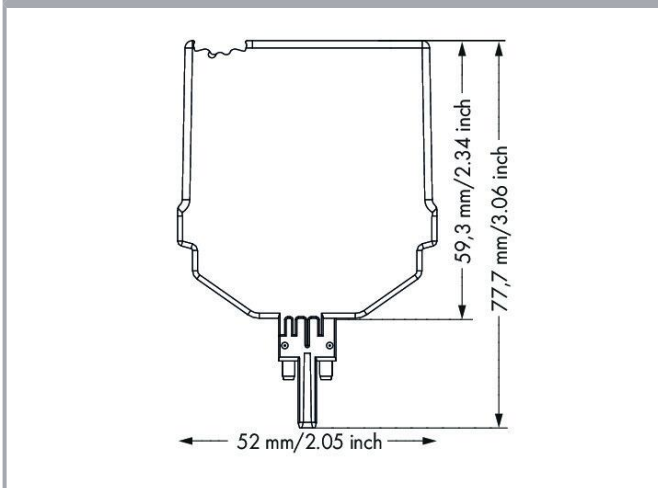
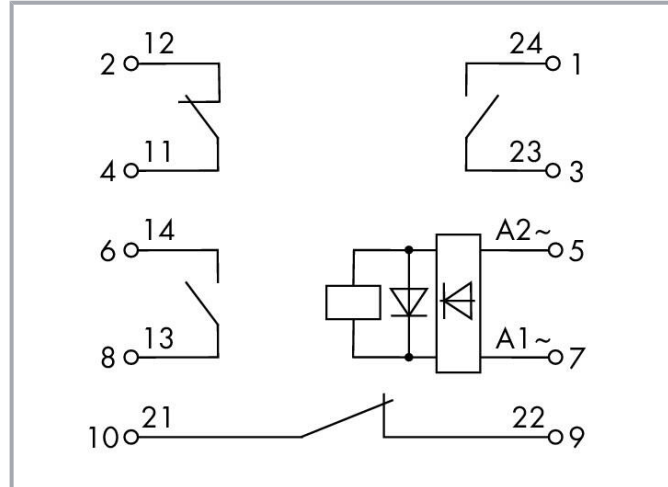


Data sheet | Item number: 2042-3889

Relay module; Nominal input voltage: 24 ... 230 V AC/DC; 2 break and 2 make contacts; Limiting continuous current: 3 A; Green status indicator; Module width: 25 mm



www.wago.com/2042-3889



DC load limit curve

Data

Technical data

Subject to changes. Please also observe the further product documentation!

WAGO GmbH & Co. KG
Hansastr. 27
32423 Minden
Phone: +49571 887-0 | Fax: +49571 887-169
Email: info.de@wago.com | Web: www.wago.com

Do you have any questions about our products?
We are always happy to take your call at +49 (571) 887-44222.



Control Circuit

Nominal input voltage U_N	AC/DC 24 ... 230 V
Input voltage range	$\pm 10\%$
Nominal input current at U_N	6 mA (230 V); 58.4 mA (24 V)

Load circuit

Number of break/switch-off contacts	2
Number of make/switch-on contacts	2
Contact material (relay)	AgNi
Limiting continuous current	3 A
Inrush current (resistive) max.	(AC) 15 A / 4 s
Switching voltage (max.)	AC 250 V
Switching power (resistive) max.	AC 750 VA; DC (see load limit curve)
Recommended minimum load	12 V / 10 mA
Pull-in time (typ.)	8 ms
Drop-out time (typ.)	6 ms
Bounce time (typ.)	4 ms
Electrical life (NO; resistive load; 23 °C)	100 x 10 ³ switching operations
Mechanical life	10 x 10 ⁶ switching operations

Signaling

Status indicator	Green LED
------------------	-----------

Safety and protection

Rated voltage	250 V
Pollution degree	2
Dielectric strength (control/load circuit) (AC, 1 min)	3 kVrms
Dielectric strength (open contact) (AC, 1 min)	1 kVrms
Dielectric strength (channel/channel) (AC, 1 min)	1.5 kVrms
Protection type	IP20

Physical data

Width	25.9 mm / 1.02 inches
Height	77.7 mm / 3.059 inches

Subject to changes. Please also observe the further product documentation!

WAGO GmbH & Co. KG
 Hansastr. 27
 32423 Minden
 Phone: +49571 887-0 | Fax: +49571 887-169
 Email: info.de@wago.com | Web: www.wago.com

Do you have any questions about our products?
 We are always happy to take your call at +49 (571) 887-44222.



Height from the surface	59.3 mm / 2.335 inches
Depth	52 mm / 2.047 inches

Mechanical data

Mounting type	Pluggable module for TOPJOB® S carrier terminal block
---------------	---

Material Data

Flammability class per UL94	V0
Fire load	0.255 MJ
Weight	59.2 g

Environmental requirements

Ambient temperature (operation at U_N)	-40 ... +50 °C
Ambient temperature (storage)	-40 ... +85 °C
Processing temperature	-25 ... +50 °C
Operating altitude (max.)	2000 m

Standards and specifications

Standards/specifications	EN 61010-2-201 EN 61373 EN 50121-3-2
--------------------------	--

Commercial data

eCl@ss 10.0	27-14-11-49
eCl@ss 9.0	27-14-11-49
ETIM 8.0	EC002018
ETIM 7.0	EC002018
PU (SPU)	5 pcs
Packaging type	box
Country of origin	DE
GTIN	4055143652025
Customs tariff number	85364900990

Environmental Product Compliance




CAS-No.	11120-22-2 7439-92-1
---------	-------------------------

Subject to changes. Please also observe the further product documentation!

	79-94-7 80-05-7
REACH Candidate List Substance	2,2',6,6'-tetrabromo-4,4'-isopropylidenediphenol 4,4'-isopropylidenediphenol Lead Lead silicate
RoHS Compliance Status	Compliant,With Exemption
RoHS Exemption	7(a) 7(c)-I 7(c)-II
SCIP notification number (Austria)	8d5be0c5-4b22-4cce-b9dc-ce2ff4403d21
SCIP notification number (Belgium)	873a8fb8-a0e0-4cd8-911c-b280d0a39685
SCIP notification number (Bulgaria)	9205c39b-f1ee-4545-bc38-fc21a41119d2
SCIP notification number (Czech Republic)	65cbe754-8758-4fa7-bec9-be0f03029a94
SCIP notification number (Denmark)	44a05a30-5ed8-454d-a70c-09d18cb9b5ed
SCIP notification number (Finland)	0a500036-72c1-4ce9-80e7-704ad71a62bd
SCIP notification number (France)	cb557c30-1213-40ad-abc3-405bd724af3d
SCIP notification number (Germany)	aae6af3c-b18b-49a3-b81c-5a4f398f1bfa
SCIP notification number (Hungary)	17f10cd0-10b3-4e3d-b52d-81ea765844e8
SCIP notification number (Italy)	95224af5-023a-4e98-94b4-0897f24ee1d9
SCIP notification number (Netherlands)	0015db4d-4644-499f-aef1-8999f6f591ab
SCIP notification number (Poland)	41d9cf89-735e-4986-ac6b-c870e8d13e93
SCIP notification number (Romania)	47aabf27-1b9c-44b7-8fce-ff5f7007e929
SCIP notification number (Sweden)	9112d10b-7440-4da4-9fc3-db932cdf6abd


Approvals / Certificates

General approvals

Logo	Approval	Additional Approval Text	Certificate name
	EAC Brjansker Zertifizierungsstelle	TP TC 020/2011	EAC_Certificate_RU_C-DE.AM02.B.00115_19
	EAC Brjansker Zertifizierungsstelle	TP TC 004/2011	EAC RU C-DE.AM02.B.00122/19
	UL Underwriters Laboratories Inc. (ORDINARY LOCATIONS)	UL 61010-1	E175199





Subject to changes. Please also observe the further product documentation!

Declarations of conformity and manufacturer's declarations




Logo	Approval	Additional Approval Text	Certificate name
	EU-Declaration of Conformity WAGO GmbH & Co. KG	-	-

Optional accessories

Marking accessories

Marking strip			
	Item no.: 2009-110 Marking strips; for Smart Printer; on reel; not stretchable; plain; snap-on type; white		www.wago.com/2009-110
Marker			
	Item no.: 2009-115 WMB-Inline; for Smart Printer; 1500 pieces on roll; stretchable 5 - 5.2 mm; plain; snap-on type; white		www.wago.com/2009-115
	Item no.: 793-501 WMB marking card; as card; not stretchable; plain; snap-on type; white		www.wago.com/793-501
	Item no.: 793-5501 WMB marking card; as card; for terminal block width 5 - 17.5 mm; stretchable 5 - 5.2 mm; plain; snap-on type; white		www.wago.com/793-5501

Terminal blocks

Carrier terminal block for modules and plugs			
	Item no.: 2002-1961 2-conductor carrier terminal block; with additional jumper position; for DIN-rail 35 x 15 and 35 x 7.5; 2.5 mm ² ; Push-in CAGE CLAMP®; 2,50 mm ² ; gray		www.wago.com/2002-1961
	Item no.: 2002-1761 3-conductor carrier terminal block; for DIN-rail 35 x 15 and 35 x 7.5; 2.5 mm ² ; Push-in CAGE CLAMP®; 2,50 mm ² ; gray		www.wago.com/2002-1761
	Item no.: 2002-1861 4-conductor carrier terminal block; for DIN-rail 35 x 15 and 35 x 7.5; 2.5 mm ² ; Push-in CAGE CLAMP®; 2,50 mm ² ; gray		www.wago.com/2002-1861

End plate

End plate			
	Item no.: 2002-1892 End and intermediate plate; 1 mm thick; orange		www.wago.com/2002-1892

Subject to changes. Please also observe the further product documentation!



	Item no.: 2002-1891 End and intermediate plate; 1 mm thick; gray	www.wago.com/2002-1891
	Item no.: 2002-1991 End and intermediate plate; 1 mm thick; gray	www.wago.com/2002-1991
	Item no.: 2002-1992 End and intermediate plate; 1 mm thick; orange	www.wago.com/2002-1992
	Item no.: 2002-1691 End and intermediate plate; 1 mm thick; gray	www.wago.com/2002-1691
	Item no.: 2002-1692 End and intermediate plate; 1 mm thick; orange	www.wago.com/2002-1692
	Item no.: 2002-1791 End and intermediate plate; 1 mm thick; gray	www.wago.com/2002-1791
	Item no.: 2002-1792 End and intermediate plate; 1 mm thick; orange	www.wago.com/2002-1792

Downloads

Documentation

Bid Text

2042-3889 docx - Datei	2019 Feb 20	docx 17.3 kB	Download
2042-3889 X81 - Datei	2019 Feb 19	xml 4.0 kB	Download

Instruction Leaflet

Pluggable Relay Module / Pluggable Solid-State Relay Module	V 1.1.0	pdf 2.0 MB	Download
---	---------	---------------	----------

Additional Information

Disposal and Recycling Electrical and electronic equipment, Batteries, Packaging	V 1.1.0 2022 Aug 18	pdf 2.2 MB	Download
---	------------------------	---------------	----------

CAD/CAE-Data

CAD data

2D/3D Models 2042-3889	URL	Download
------------------------	-----	----------

Subject to changes. Please also observe the further product documentation!



CAE data

ZUKEN Portal 2042-3889

URL

Download

Environmental Product Compliance

Compliance Search

Environmental Product Compliance 2042-3889

URL

Download

Relay module; Nominal input voltage: 24 ... 230 V AC/DC; 2 break and 2 make contacts; Limiting continuous current: 3 A; Green status indicator; Module width: 25 mm

Installation Notes

Subject to changes. Please also observe the further product documentation!

WAGO GmbH & Co. KG
Hansastr. 27
32423 Minden
Phone: +49571 887-0 | Fax: +49571 887-169
Email: info.de@wago.com | Web: www.wago.com

Do you have any questions about our products?
We are always happy to take your call at +49 (571) 887-44222.