








circuit breaker 3VA5 UL frame 250 breaking capacity class H 65kA @ 480 V 3-pole, line protection TM230, FTAM, In=90A overload protection Ir=90A fixed short-circuit protection li=5...10 x In UL489 SB (naval), 50 deg. cel. cable connection on both sides

Model	
product brand name	SENTRON
product designation	Molded-case circuit breaker
product designation / according to UL file	HFAM
Product version	System protection
design of the load switch / according to UL 489 / Heating, Air Conditioning, and Refrigeration circuit breaker (HACR Type)	Yes
design of the load switch / according to UL 489 / High-Intensity-Discharge circuit breaker (HID Type)	No
design of the load switch / according to UL 489 / Switching Duty circuit breaker (SWD Type)	No
design of the overcurrent release	TM230
protection function of the overcurrent release	LI
number of poles	3
General technical data	
operating voltage / at AC / rated value	690 V
power loss [W] / maximum	25 W
Active power loss / for rated value of the current / at AC / in hot operating state / per pole	8.2 W
mechanical service life (switching cycles) / typical	20 000
Electrical endurance (switching cycles) / at AC-1 / at 380/415 V 50/60 Hz	8 000
Electrical endurance (switching cycles) / at AC-1 / at 690 V 50/60 Hz	4 000
electrical endurance (switching cycles) / at 480 V	8 000
electrical endurance (switching cycles) / at 600 V	4 000
Neutral conductors / upgradeable/retrofitable	No
ground-fault monitoring version	without
product function	
• communication function	No
• other measurement function	No
Net Weight	2.308 kg
Current	
marking / according to UL 489 / 100%-rated breaker	No
operational current	
• at 40 °C	90 A
• at 45 °C	90 A
• at 50 °C	90 A
• at 55 °C	87.3 A
• at 60 °C	85.5 A

<ul style="list-style-type: none"> at 65 °C at 70 °C 	82.8 A 79.2 A				
Switching capacity according to IEC 60947					
switching capacity class of the circuit breaker	H				
design of short-circuit protection	For switching power values in DC networks, see the 3VA molded case circuit breaker device manual; link to be found under Service & Support in the last chapter				
Switching capacity according to UL 489					
breaking capacity current					
<ul style="list-style-type: none"> at 240 V at 480 V at 600 V 	100 kA 65 kA 25 kA				
Adjustable parameters					
Adjustable response value current / I _g min.	90 A				
Adjustable response value current / I _g min.	90 A				
Ground fault protection / tripping switchable / I _{2t} =ON/OFF	No				
Mechanical Design					
height [in]	7.28 in				
Height	185 mm				
width [in]	4.13 in				
Width	105 mm				
depth [in]	3.27 in				
depth	83 mm				
Connections					
arrangement of electrical connectors / for main current circuit	Front connection				
type of electrical connection / for main current circuit	circular conductor terminal on both sides				
Type of connectable conductor cross-section, round conductor terminal, stranded	1 x (6 AWG - 350 kcmil)				
Auxiliary circuit					
product component					
<ul style="list-style-type: none"> undervoltage release voltage trigger trip indicator 	No No No				
number of CO contacts / for auxiliary contacts	0				
Accessories					
product extension / optional / motor drive	Yes				
Environmental conditions					
protection class IP / on the front	IP40				
ambient temperature					
<ul style="list-style-type: none"> during operation / minimum during operation / maximum during storage / minimum during storage / maximum 	-25 °C 70 °C -40 °C 80 °C				
Certificates					
certificate of suitability / as approval for NAVAL (no combat vessels) / supplement SB	Yes				
General Product Approval	EMC	Declaration of Conformity			
Confirmation	 CCC	 UL	 RCM	 UK CA	 EG-Konf.
Marine / Shipping	other				



Further information

Information- and Downloadcenter (Catalogs, Brochures,...)

<http://www.siemens.com/lowvoltage/catalog>

Industry Mall (Online ordering system)

<https://mall.industry.siemens.com/mall/en/en/Catalog/product?mfb=3VA5290-6EC36-1AA0>

Service&Support (Manuals, Certificates, Characteristics, FAQs,...)

<https://support.industry.siemens.com/cs/ww/en/ps/3VA5290-6EC36-1AA0>

Image database (product images, 2D dimension drawings, 3D models, device circuit diagrams, ...)

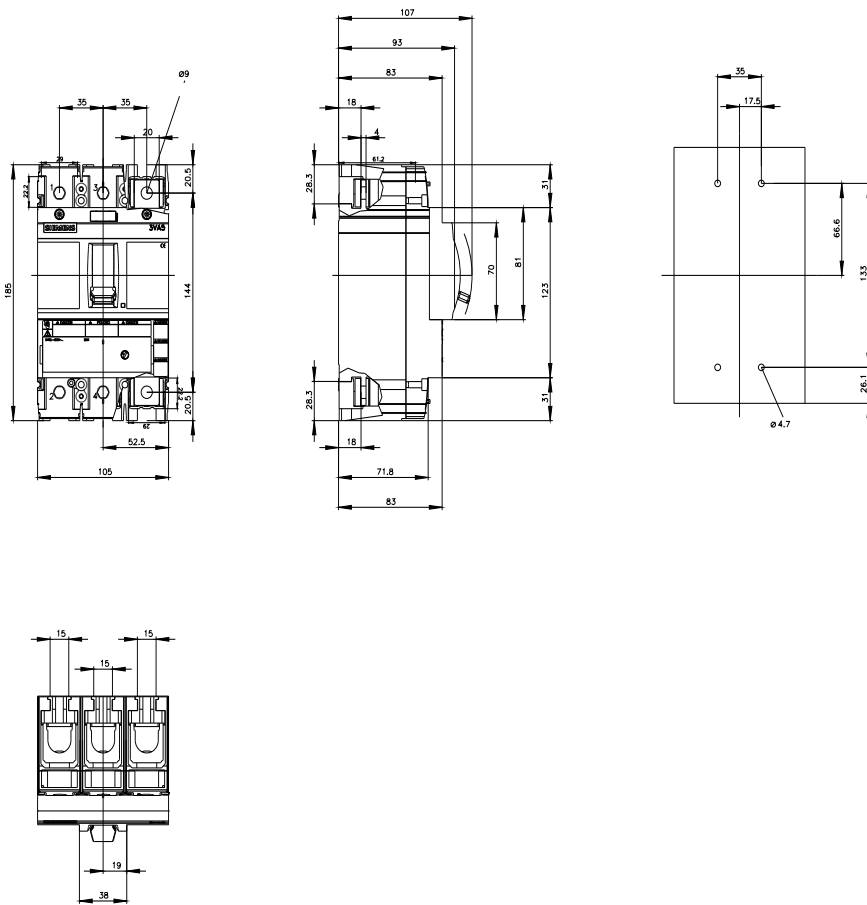
http://www.automation.siemens.com/bilddb/cax_en.aspx?mfb=3VA5290-6EC36-1AA0

CAX-Online-Generator

<http://www.siemens.com/cax>

Tender specifications

<http://www.siemens.com/specifications>





last modified:

7/15/2022

