


# PCB terminal block - FFKDSA1/H1-5,08- 7 - 1700431

Please be informed that the data shown in this PDF Document is generated from our Online Catalog. Please find the complete data in the user's documentation. Our General Terms of Use for Downloads are valid (<http://phoenixcontact.com/download>)

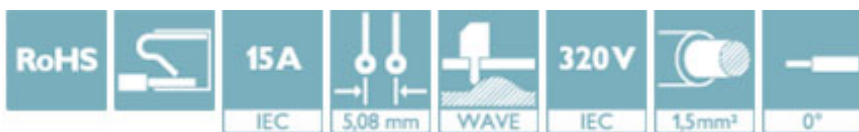
PCB terminal block, nominal current: 15 A, pitch: 5.08 mm, number of positions: 7, connection method: Push-in spring connection, mounting: Wave soldering, conductor/PCB connection direction: 0 °, color: green




The figure shows the 10-position version

## Your advantages

- ✓ Time saving push-in connection, tools not required
- ✓ Defined contact force ensures that contact remains stable over the long term
- ✓ Intuitive use through colour coded actuation lever
- ✓ Operation and conductor connection from one direction enable integration into front of device
- ✓ Two solder pins reduce the mechanical strain on the soldering spots
- ✓ The latching on the side enables various numbers of positions to be combined



## Key Commercial Data

Packing unit	50 pc
GTIN	 4 017918 985899
GTIN	4017918985899

## Technical data

### Dimensions

Length [ l ]	13.65 mm
Pitch	5.08 mm
Dimension a	35.56 mm
Width [ w ]	38.1 mm
Height	12.75 mm
Height [ h ]	16.15 mm
Solder pin [P]	3.4 mm
Pin spacing	7.62 mm
Hole diameter	1.3 mm

# PCB terminal block - FFKDSA1/H1-5,08- 7 - 1700431

## Technical data

### General

Range of articles	FFKDS(A)/H1
Rated surge voltage (III/3)	4 kV
Rated surge voltage (III/2)	4 kV
Rated surge voltage (II/2)	4 kV
Rated voltage (III/3)	250 V
Rated voltage (III/2)	320 V
Rated voltage (II/2)	630 V
Connection in acc. with standard	EN-VDE
Nominal current I <sub>N</sub>	15 A
Nominal cross section	1.5 mm <sup>2</sup>
Stripping length	10 mm
Number of positions	7

### Connection data

Conductor cross section AWG min.	24
Conductor cross section AWG max.	16

### Standards and Regulations

Connection in acc. with standard	EN-VDE
	CUL

### Environmental Product Compliance

China RoHS	Environmentally friendly use period: unlimited = EFUP-e
	No hazardous substances above threshold values

## Approvals

### Approvals

---

Approvals

EAC / cULus Recognized

---

Ex Approvals


---

### Approval details

EAC		B.01742
-----	--	---------

## PCB terminal block - FFKDSA1/H1-5,08- 7 - 1700431

### Approvals

cULus Recognized		<a href="http://database.ul.com/cgi-bin/XYV/template/LISEXT/1FRAME/index.htm">http://database.ul.com/cgi-bin/XYV/template/LISEXT/1FRAME/index.htm</a>	E60425-19870330
	B	D	
Nominal voltage UN	300 V	300 V	
Nominal current IN	10 A	10 A	
mm <sup>2</sup> /AWG/kcmil	22-16	22-16	

Phoenix Contact 2019 © - all rights reserved  
<http://www.phoenixcontact.com>

PHOENIX CONTACT GmbH & Co. KG  
Flachsmarktstr. 8  
32825 Blomberg  
Germany  
Tel. +49 5235 300  
Fax +49 5235 3 41200  
<http://www.phoenixcontact.com>