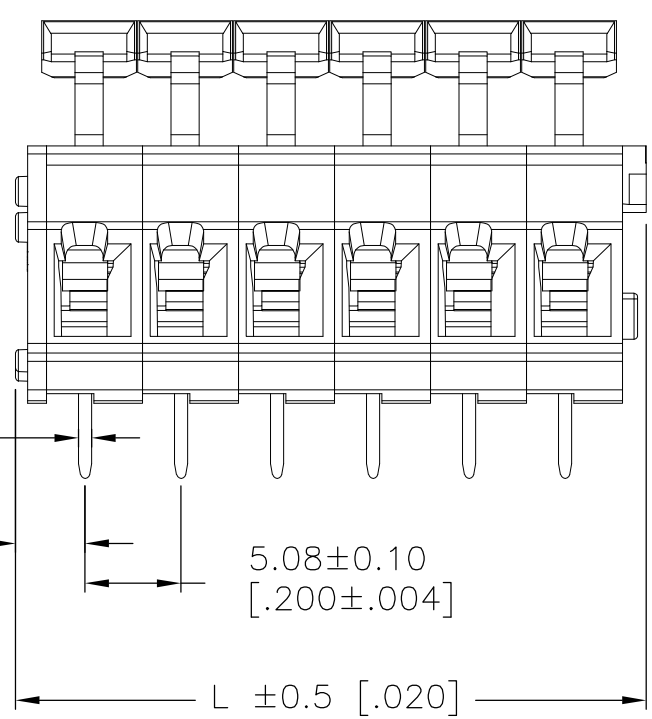
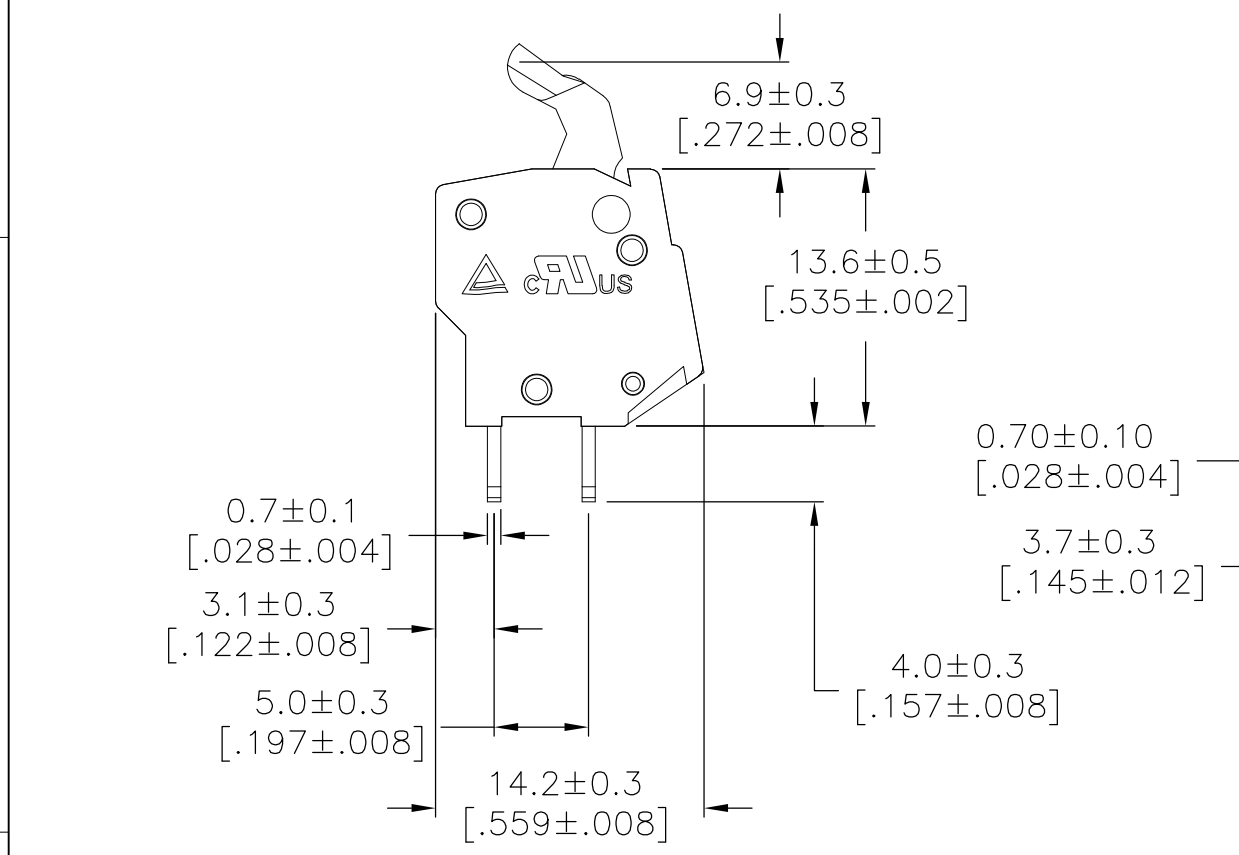
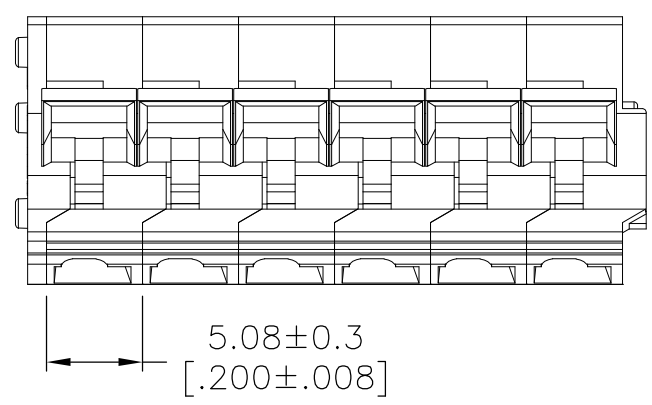
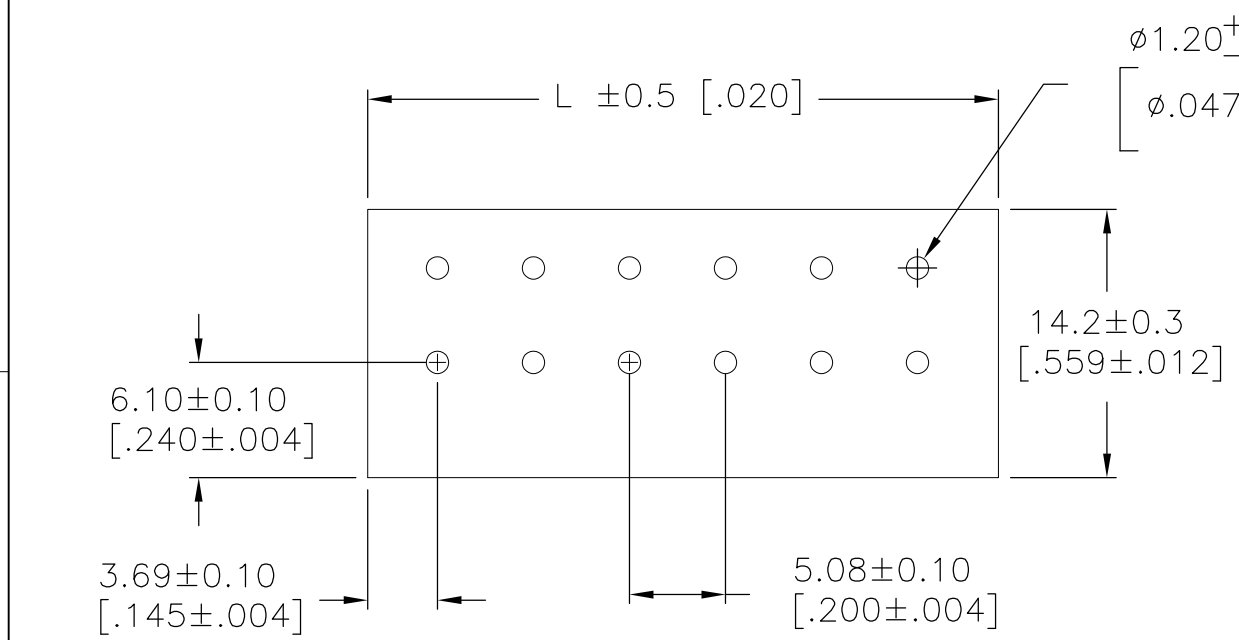


THIS DRAWING IS UNPUBLISHED. RELEASED FOR PUBLICATION  
 © COPYRIGHT BY TYCO ELECTRONICS CORPORATION. ALL INTERNATIONAL RIGHTS RESERVED.

LOC	DIST	REVISIONS					
FT	0	P	LTR	DESCRIPTION	DATE	DWN	APVD
		1		DRAWN	24JUN10	JR	CR



NOTES:

MATERIAL:  
 HOUSING: POLYAMIDE 66, UL94V-0, GRAY.  
 COVER: POLYAMIDE 66, UL94V-0, GRAY.  
 TERMINAL: BRASS, TIN PLATED.  
 SPRING: STAINLESS STEEL.

ELECTRICAL:  
 VOLTAGE RATING: 300VAC.  
 CURRENT RATING: 20A.  
 INSULATION WITHSTANDING: 2000VAC/ 1 MIN.  
 INSULATION RESISTANCE: 2000Mohm/500VDC.  
 WIRE RANGE: 12-28 AWG.  
 WIRE STRIP LENGTH: 5mm-6mm

MECHANICAL:  
 OPERATING TEMP.: -40°C TO +105°C



PRELIMINARY PART NUMBER.

1	63.86 [2.514]	12	1-1986644-2
1	58.78 [2.314]	11	1-1986644-1
1	53.70 [2.114]	10	1-1986644-0
1	48.62 [1.914]	9	1986644-9
1	43.54 [1.714]	8	1986644-8
1	38.46 [1.514]	7	1986644-7
1	33.38 [1.314]	6	1986644-6
1	28.30 [1.114]	5	1986644-5
1	23.22 [.914]	4	1986644-4
1	18.13 [.714]	3	1986644-3
1	13.06 [.514]	2	1986644-2
	DIM L	NO OF POSN	PART NUMBER

THIS DRAWING IS A CONTROLLED DOCUMENT.		DWN	JR RUTH	27JUN10	Tyco Electronics Corporation Harrisburg, PA 17105-3608
DIMENSIONS: mm		CHK	C RICHARD	24JUN10	
TOLERANCES UNLESS OTHERWISE SPECIFIED:		APVD	C RICHARD	24JUN10	NAME
0 PLC	± -	PRODUCT SPEC		TERMINAL BLOCK, VERTICAL SCREWLESS	
1 PLC	± 0.3	APPLICATION SPEC		5.08mm	
2 PLC	± 0.25	SIZE	A3	CAGE CODE	00779
3 PLC	± -	DRAWING NO	G-1986644		RESTRICTED TO
4 PLC	± -	WEIGHT	-		-
ANGLES	± 1°	CUSTOMER DRAWING			
MATERIAL	-	SCALE	NTS		SHEET 1 OF 1
FINISH	-	REV		1	