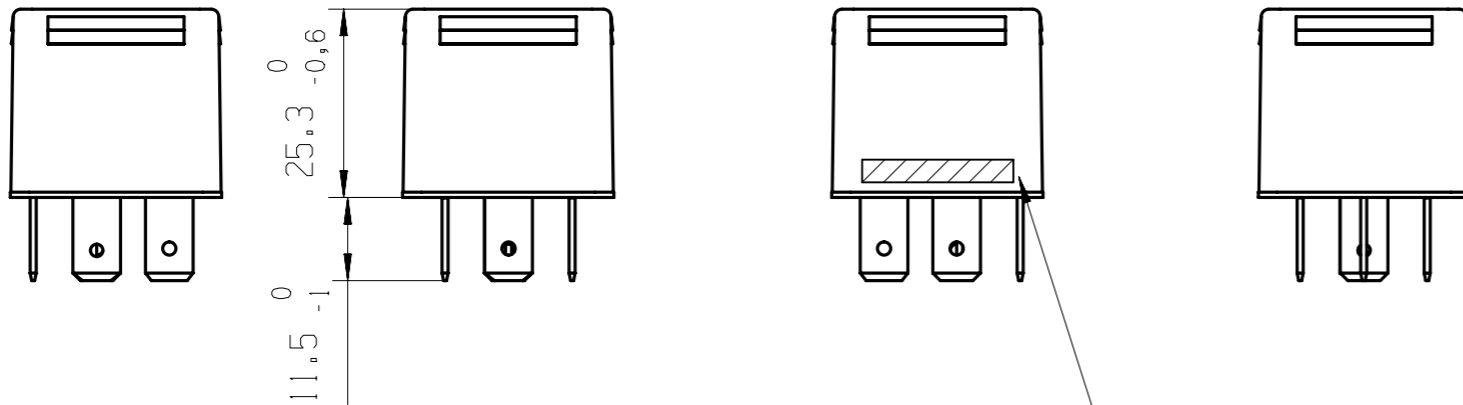
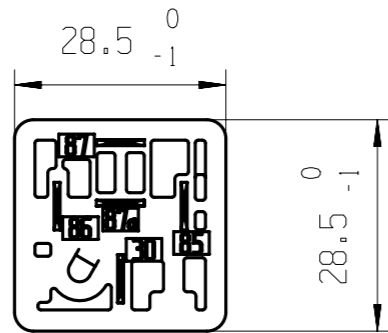


BLADE TERMINALS DIN 46 244-A6,3-0,8-CuZn TIN PLATED
 CUT EDGES WITHOUT TIN PLATING ALLOWED

DEGREE OF PROTECTION ACC. TO IEC529 = DIN 40 050 Teil 9

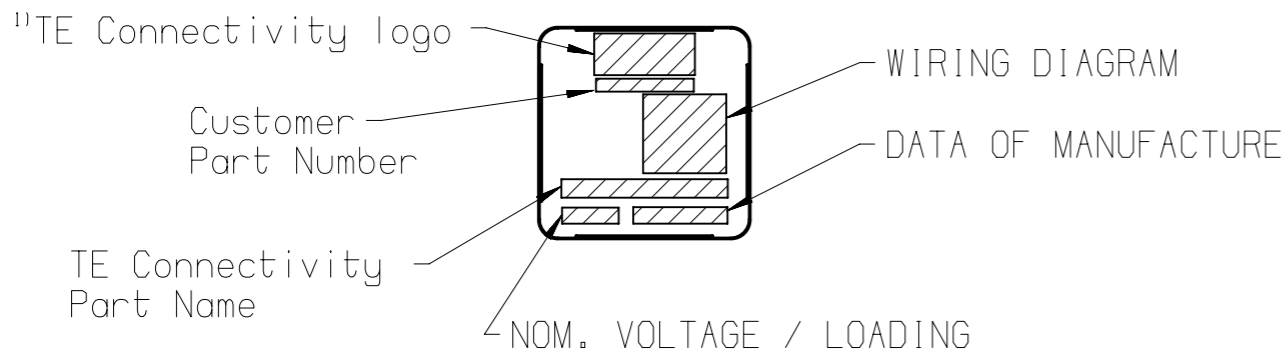
TERMINALS IP 20
 HOUSING IP 54
 IN CONNECTION WITH A CONNECTOR HOUSING
 MOUNTING POSITION: TERMINALS SHALL POINT DOWNWARDS
 FOR ALL OTHER POSITIONS PROTECTION GROUP IP 20 IS VALID



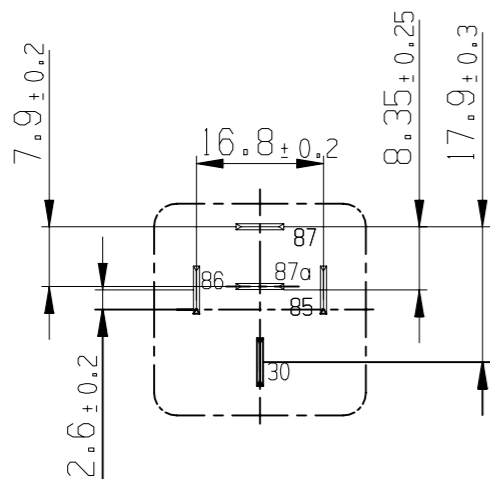
PART	MATERIAL	COLOUR
HOUSING	PA 66 GF 30± 10 [%]	GREY
BASE PLATE	PA 66 GF 30± 10 [%]	BLACK

LAND OF ORIGIN

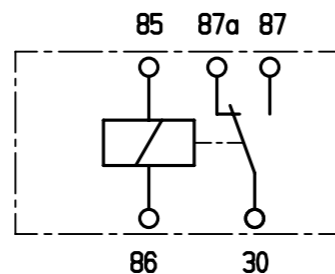
"TE Connectivity logo alternative molded or laser printed



TERMINAL CONFIGURATION



WIRING DIAGRAM



OBSOLETE BOSCH P/N	TE CONNECTIVITY P/N	REV	PART NUMBER	CUSTOMER P/N	CODE NO
0 332 209 151	2-1904020-4	C	V23234-A0001-X037	12033862	
PROPRIETARY THE REPRODUCTION, TRANSMISSION OR USE OF THIS DOCUMENT OR IT'S CONTENTS IS NOT PERMITTED WITHOUT EXPRESSED WRITTEN AUTHORITY. OFFENDERS WILL BE LIABLE FOR ALL DAMAGES. ALL RIGHTS, INCLUDING RIGHTS CREATED BY REGISTERED PATENT(S) GRANTED FOR A UTILITY MODEL OR DESIGN, ARE RESERVED.			CHANGES TO THIS DRAWING MUST BE DONE ONLY IN CAD		PAPER SIZE A3
APPLICABLE SPEC.:			FINISH		
TOLERANCE UNLESS SPECIFIED OTHERWISE			DIMENSIONS APPLY		PLATING
DIMENSIONS IN MM			SCALE 1:1		WEIGHT Ca. 34g
DATE: 2006-06-05 NAME: P.Tomas			PART NAME MINI RELAY B CHANGEOVER / 12V		
LOCATION: AMR PE EVORA			DWG NO. V23234-A0001-X037		SHT. 1
REV. CHANGE ORDER DATE APP. CLASS 3			CUSTOMER DRAWING		OF 1

