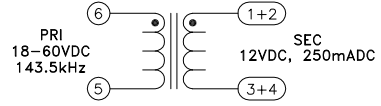
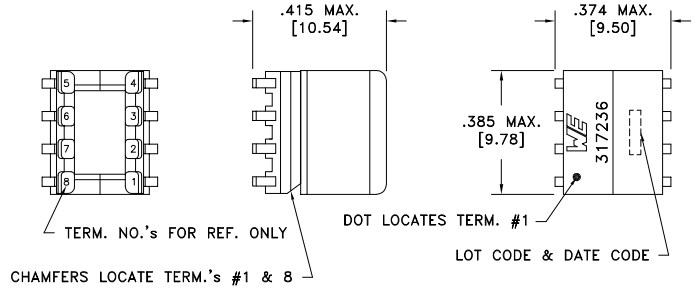


| | | |
|-------------------|------|---------------|
| CUSTOMER TERMINAL | RoHS | LEAD(Pb)-FREE |
| Sn96%, Ag4% | Yes | Yes |



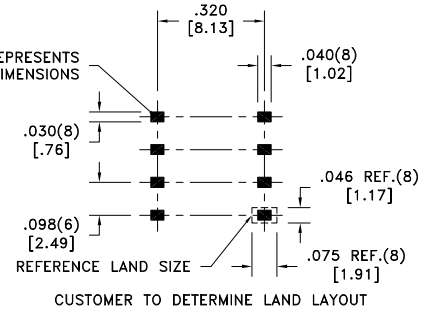
ELECTRICAL SPECIFICATIONS @ 25°C unless otherwise noted:

| PARAMETER | TEST CONDITIONS | VALUE |
|--------------------|---------------------------------------|------------------------|
| D.C. RESISTANCE | 6-5 @20°C | 0.175 ohms ±10% |
| D.C. RESISTANCE | 1-4 tie(1+2, 3+4), @20°C | 0.072 ohms ±10% |
| INDUCTANCE | 6-5 100kHz, 100mVAC, Ls | 84.0uH ±10% |
| SATURATION CURRENT | 6-5 20% rolloff from initial | 840mA |
| LEAKAGE INDUCTANCE | 6-5 tie(1+2+3+4), 100kHz, 100mVAC, Ls | 0.4uH typ., 1.3uH max. |
| DIELECTRIC | 6-1 tie(3+4), 1875VAC, 1 second | 1500VAC, 1 minute |
| URNS RATIO | (6-5):(1-4), tie(1+2, 3+4) | 2:1, ±1% |



Customer to tie terminals 1+2 and 3+4 on PC board.

Application of the transformer allows for the leadwires between terminals 1&2 and 3&4 to solder bridge.



GENERAL SPECIFICATIONS:

OPERATING TEMPERATURE RANGE: -40°C to +125°C including temp rise.

Designed to comply with the following requirements as defined by IEC60950-1, EN60950-1, UL60950-1/CSA60950-1 and AS/NZS60950.1:
 - Functional insulation only.

Wire insulation & RoHS status not affected by wire color.
 Wire insulation color may vary depending on availability.

DETAILS SUBJECT TO CHANGE

| | | | | | | |
|------|------|---|--|--|-------------------------------------|------------------------------|
| REV. | DATE | Packaging Specifications Method: Tape & Reel PKG-0410 www.we-online.com/midcom | | Tolerances unless otherwise specified: Angles: ±1° Fractions: ±1/64 Decimals: ±.005 [.13] Footprint: ±.005 [.13] | DRAWING TITLE TRANSFORMER | PART NO. 750317236 |
| 6A | 5/18 | SEE REVISION SHEET FOR REVISION LEVEL | | This drawing is dual dimensioned. Dimensions in brackets are in millimeters. | eiSos p/n: 750317236 | SPECIFICATION SHEET 1 OF 1 |