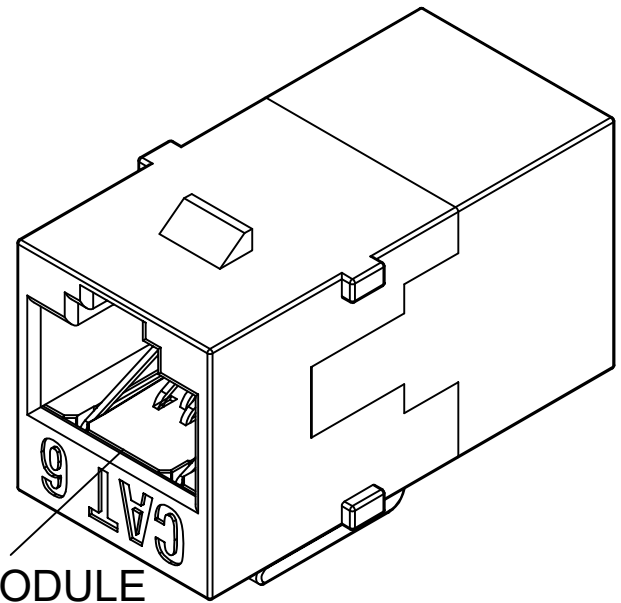
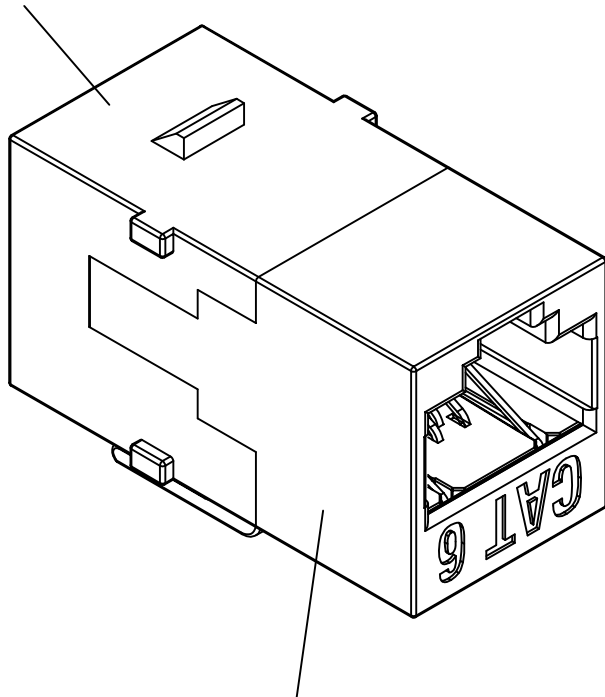


DATE	REV	ECN	APP'D. BY
03/14/18	A0	Released	TM

ISOMETRIC VIEW



JACK HOUSING LEFT



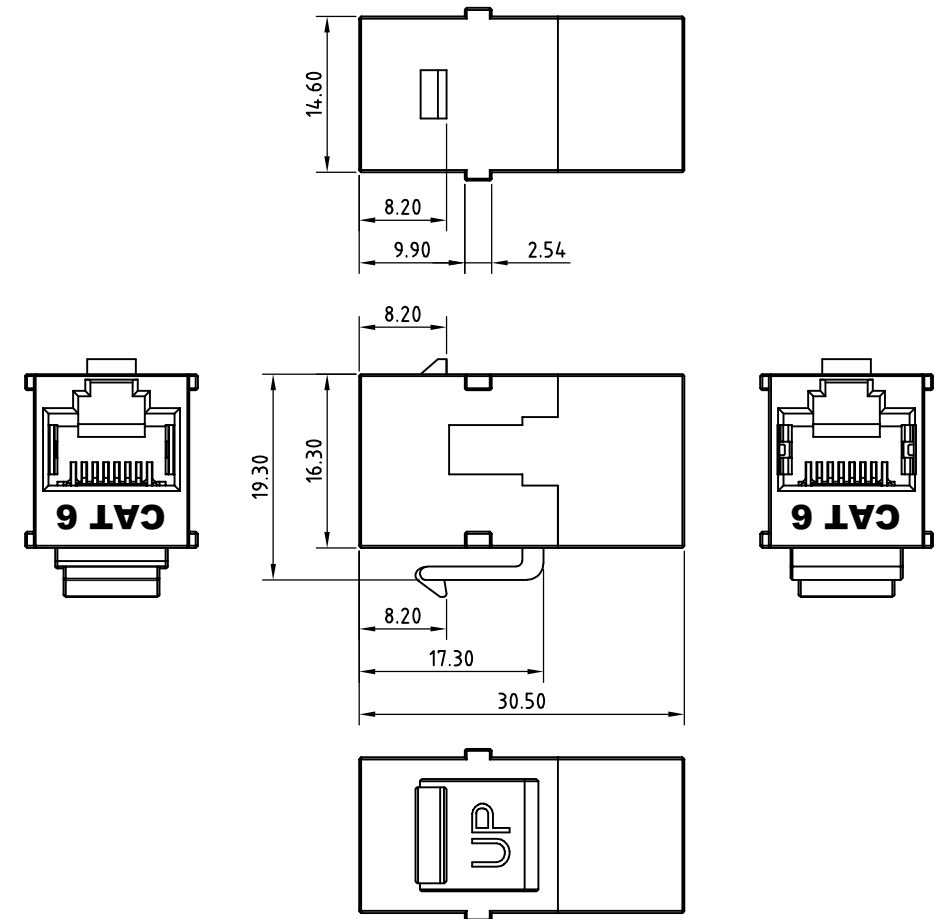
JACK HOUSING RIGHT

Transmission Performance:
Meet Cat 6 Channel performance requirements specified in TIA-568-C.2

ELECTRICAL
Electrical Insulation Resistance : 500 MΩ min. @ 100V d.c.
Dielectric Withstanding Voltage : 1000V d.c. or a.c. Peak Contact to Contact @ 60Hz for 1 minute,
MECHANICAL
Insertion / Extraction Life : 750 Cycles Minimum
PHYSICAL
Housing : High-Impact, Flame-Retardant Plastic, UL 94V-0
Spring Wire : Phosphor Bronze Alloy Plated With 50 micro-inch of Gold

INSERT MODULE

ASSEMBLY DIMENSION

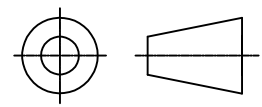


COMPONENTS


ITEM	PART NAME	Q'TY
3	INSERT MODULE	2
2	JACK HOUSING LEFT	1
1	JACK HOUSING RIGHT	1

SS-82010-001
PART NUMBER

THIRD ANGLE PROJECTION



206 Van Vorst Street
Jersey City, NJ 07302
+1 201 432 0463
<http://www.belfuse.com>



DO NOT SCALE DRAWING
DRAWING IS SUBJECT TO CHANGE WITHOUT NOTICE
DIMENSIONS: METRIC
UNLESS OTHERWISE SPECIFIED TOLERANCES ARE ±0.2 ANGLER ARE ± 1°
SHEET NO. 1 OF 1

TITLE: CAT 6 UNSHIELDED KEYSTONE COUPLER JACK
THIS DRAWING AND THE SUBJECT MATTER SHOWN THEREON ARE CONFIDENTIAL AND THE PROPRIETARY PROPERTY OF BEL FUSE, INC. AND SHALL NOT BE REPRODUCED, COPIED, OR USED IN ANY MANNER WITHOUT PRIOR WRITTEN CONSENT OF BEL FUSE, INC.

DRN BY: DG	DATE 03/14/18
APPD BY: TM	DATE 03/14/18
DWG NO. CT820019	REV. A0