

# Printed-circuit board connector - CC 2,5/20-GF-LR P20 THR - 1836861

Please be informed that the data shown in this PDF Document is generated from our Online Catalog. Please find the complete data in the user's documentation. Our General Terms of Use for Downloads are valid (<http://phoenixcontact.com/download>)

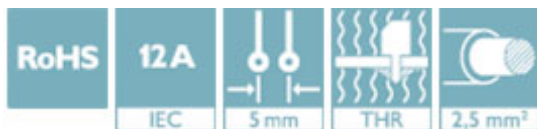
PCB headers, nominal current: 12 A, number of positions: 20, pitch: 5 mm, color: black, contact surface: Tin, mounting: THR soldering




The figure shows a 16-position version

## Your advantages

- ✓ Designed for integration into the SMT soldering process
- ✓ Maximum flexibility when it comes to device design – one header for connectors with different connection technologies
- ✓ Automatic locking and intuitive release through Lock and Release operating lever in contrasting color
- ✓ Screwable flange for superior mechanical stability



## Key Commercial Data

Packing unit	52 pc
Minimum order quantity	52 pc
GTIN	 4 055626 021157
GTIN	4055626021157

## Technical data

### Dimensions

Length [ l ]	12 mm
Width	110 mm
Pitch	5 mm
Dimension a	95 mm
Width [ w ]	110 mm
Height [ h ]	10.57 mm
Height	8.57 mm
Length of the solder pin	2 mm
Pin dimensions	1 x 1 mm
Length	12 mm

# Printed-circuit board connector - CC 2,5/20-GF-LR P20 THR - 1836861

## Technical data

### General

Range of articles	CC 2,5/...-GF-LR
Insulating material group	IIIa
Rated surge voltage (III/3)	4 kV
Rated surge voltage (III/2)	4 kV
Rated surge voltage (II/2)	4 kV
Rated voltage (III/2)	320 V
Rated voltage (II/2)	400 V
Connection in acc. with standard	EN-VDE
Nominal current I <sub>N</sub>	12 A
Insulating material	LCP
Flammability rating according to UL 94	V0
Color	black
Number of positions	20

### Packaging information

Type of packaging	packed in cardboard
Pieces per package	52
Denomination packing units	Pcs.

### Standards and Regulations

Connection in acc. with standard	EN-VDE
Flammability rating according to UL 94	V0

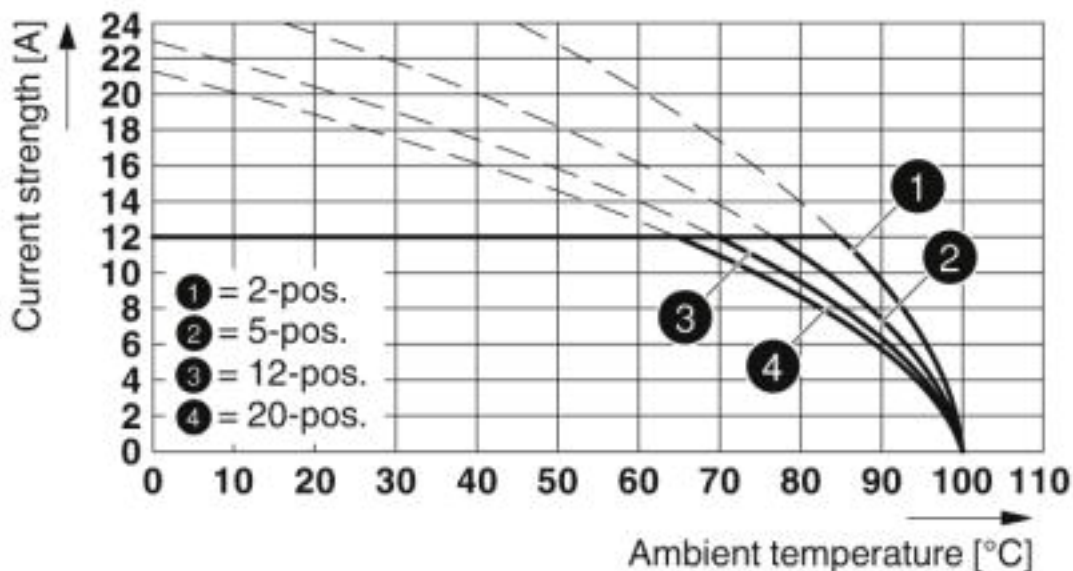
### Environmental Product Compliance

	Lead 7439-92-1
China RoHS	Environmentally Friendly Use Period = 50
	For details about hazardous substances go to tab "Downloads", Category "Manufacturer's declaration"

## Drawings

# Printed-circuit board connector - CC 2,5/20-GF-LR P20 THR - 1836861

Diagram



Type: MSTB 2,5/...-STF with CC 2,5/...-GF-LR P20 THR

## Approvals

Approvals

Approvals

cULus Recognized / EAC

Ex Approvals

## Approval details

cULus Recognized		<a href="http://database.ul.com/cgi-bin/XYV/template/LISEXT/1FRAME/index.htm">http://database.ul.com/cgi-bin/XYV/template/LISEXT/1FRAME/index.htm</a>	E60425-19931011
	B		D
Nominal voltage UN	300 V		300 V
Nominal current IN	16 A		10 A

EAC		B.01742
-----	--	---------

Phoenix Contact 2019 © - all rights reserved  
<http://www.phoenixcontact.com>

PHOENIX CONTACT GmbH & Co. KG  
Flachsmarktstr. 8  
32825 Blomberg  
Germany  
Tel. +49 5235 300  
Fax +49 5235 3 41200  
<http://www.phoenixcontact.com>