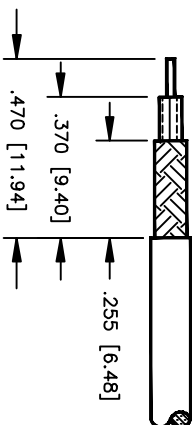
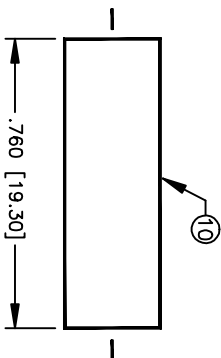
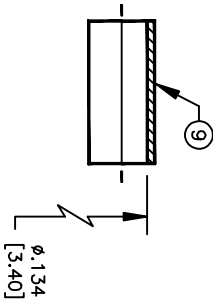
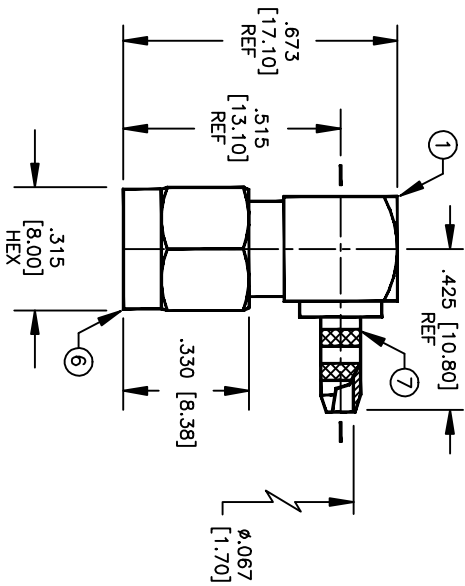


SPECIFICATION CONTROL DRAWING

THIS DRAWING CONTAINS INFORMATION PROPRIETARY TO RF INDUSTRIES, LTD. ANY UNAUTHORIZED USE OF THIS DRAWING IS EXPRESSLY PROHIBITED. ANY VIOLATION IS PUNISHABLE UNDER U.S. COPYRIGHT LAWS.

REV	DESCRIPTION	DWN	DATE	APPROVED
A	ENGINEERING RELEASE	KMM	3/7/99	R. RICE
B	CHNG CRIMP DIE TO .130	DM	2005	R. RICE



SUGGESTED STRIPPING INSTRUCTIONS
SUGGESTED CRIMP: .130
PIN TO BE SOLDERED

SPECIFICATIONS:

IMPEDANCE: 50 OHMS
WORKING VOLTAGE: 375V PEAK @ SEA LEVEL
FREQUENCY RANGE: 0-12.4 GHz
INSERTION LOSS: ≤ -.2 dB @ 6 GHz
VSWR MAX: 1.3:1 @ 6 GHz
FOR RG-316/U DOUBLE SHIELD CABLE

ITEM	DESCRIPTION	QTY	MATERIAL	FINISH
10	TUBING [TUB-S187-BK]	1	HEAT SHRINK	BLACK
9	FERRULE [FR-44-34X95C]	1	COPPER	NICKEL
8	END CAP	1	BRASS	NICKEL
7	FERRULE STUD	1	BRASS	NICKEL
6	SHELL	1	BRASS	NICKEL
5	RETAINING RING	1	BeCu	NONE
4	GASKET	1	S.I. RUBBER	RED
3	DIELECTRIC	1	PTFE	NONE
2	PIN	1	BRASS	GOLD
1	BODY	1	BRASS	NICKEL

DIMENSIONS ARE IN INCHES
AND [MILLIMETERS]
UNLESS OTHERWISE NOTED
TOLERANCES ARE:
DECIMALS DIAMETER

DRAWN
K. MAXWELL
3/7/99

CHECKED

ORJ DRAWN
K. MAXWELL
3/7/99

APPROVALS DATE

RF Connectors
DIVISION OF RF INDUSTRIES, LTD.
7610 MIRAMAR RD
SAN DIEGO, CA 92126
(619)549-6340
(619)549-6345 FAX

RSA-3010-B1

SMA MALE RIGHT ANGLE CRIMP

SIZE	CABLE GROUP	DWG NO.	REV
A	B 1	RSA-3010-B1	B

SCALE: 2:1 CAD FILE 13ARC B SHEET 1 OF 1

008974