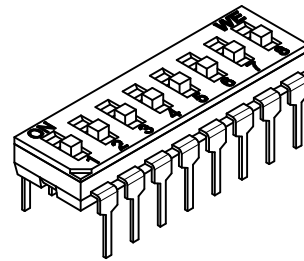
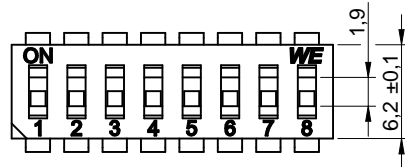
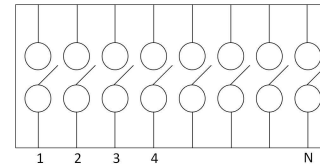


Wiring Diagram



**SPECIFICATION**

- >Contact Rating
  - Switching : 25mA, 24VDC
  - Non-Switching : 100mA, 50VDC
- >Contact Resistance
  - Initial: 50mΩ max.
  - After life test : 100mΩ max.
- >Insulation Resistance : min. 100MΩ at 500VDC
- >Dielectric Strength : 500VAC for 1 minute
- >Operation Force : 600g max.
- >Mechanical Life : 2000 cycles
- >Electrical Life : 2000 cycles / 25mA, 24VDC
- >Raise Actuator type

**MATERIAL**

- >Cover : PA9T UL 94 V-0, color Black
- >Base : PA9T UL 94 V-0, color Black
- >Actuator : PA66 UL 94 V-0, color White
- >Contact : Gold Plated
- >Terminal : Gold Plated

**SOLDERING INFORMATION**

- >Terminal in THT version
- >Wave soldering 260°C 10sec. max
- >Hand soldering with 30W or under at 350°C for 3 sec. max
- >Keep in "off" position during soldering
- >Ultrasonic cleaning not re-commended
- >Any inflow of Flux into the switch may influence the contact function

**ENVIRONMENTAL**

- Storage condition : -40°C ~ +85°C
- Operation condition : -40°C ~ +85°C
- Compliance : Lead Free , ROHS , Reach

**PACKAGING INFORMATION**

- >Tube
- >On delivery in "off" position

DIMENSION						
No. of Poles	1	2	3	4	5	6
Dim. L (mm)	3.48	6.02	8.56	11.10	13.64	16.18
No. of Poles	7	8	9	10	12	
Dim. L (mm)	18.72	21.26	23.80	26.34	31.42	

Scale - 2:1

				Würth Elektronik eiSos GmbH & Co. KG EMC & Inductive Solutions	CREATED DaF	CHECKED JLi	GENERAL TOLERANCE DIN ISO 2768-1m	PROJECTION METHOD		SCALE 2 : 1
				Max-Eyth-Str. 1 74638 Waldenburg Germany com. +49 79 42 945 - 0	DESCRIPTION <b>WS-DITV</b> <b>Raise actuator</b> <b>without top tape sealed</b>			TECHNICAL REFERENCE		
				www.we-online.de eiSos@we-online.de	SIZE IC type, THT			ORDER CODE 418 127 270 9xx		
REV.	FILE	DATE	BY		STATUS Released		DATE 2015-05-07	BUSINESS UNIT eiCan	PAGE 1 / 1	



This electronic component has been designed and developed for usage in general electronic equipment only. This product is not authorized for use in equipment where a higher safety standard and reliability standard is especially required or where a failure of the product is reasonably expected to cause severe personal injury or death, unless the parties have executed an agreement specifically governing such use. Moreover Würth Elektronik eiSos GmbH & Co KG products are neither designed nor intended for use in areas such as military, aerospace, aviation, nuclear control, submarine, transportation (automotive control, train control, ship control), transportation signal, disaster prevention, medical, public information network etc.. Würth Elektronik eiSos GmbH & Co KG must be informed about the intent of such usage before the design-in stage. In addition, sufficient reliability evaluation checks for safety must be performed on every electronic component which is used in electrical circuits that require high safety and reliability functions or performance.