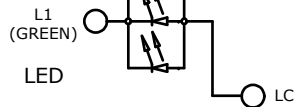
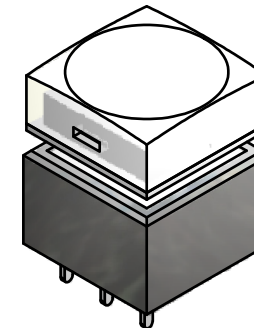
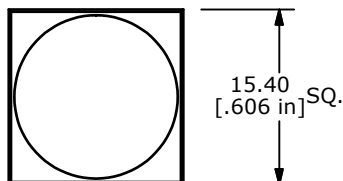


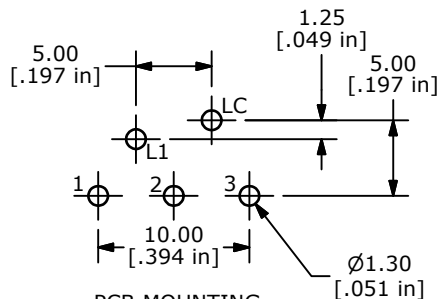
SWITCH SCHEMATIC



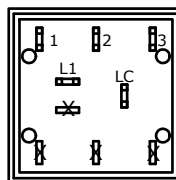
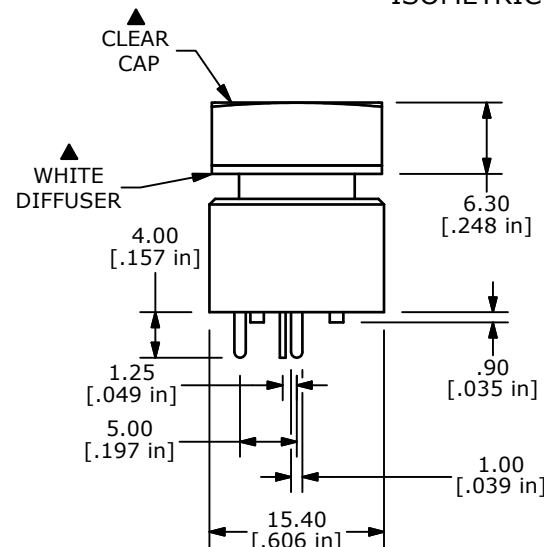
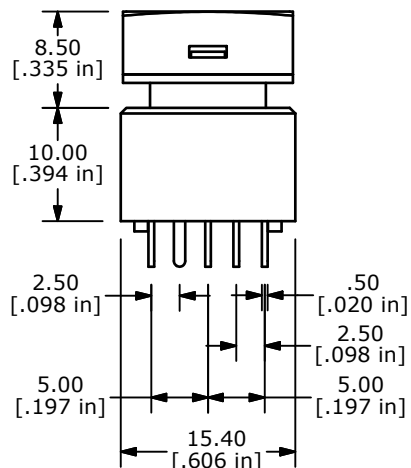
CIRCUIT LAYOUT



ISOMETRIC



PCB MOUNTING



NOTES:

1. ALL DIMENSIONS IN MM
2. GENERAL TOLERANCE: X.X=±0.4
X.XX=±0.25
3. TERM. NOS. FOR REFERENCE ONLY.
- ▲ 4. CONTACT RATING: 0.5A @ 100VAC
0.2A @ 250 VAC
0.5A @ 25VDC
5. CONTACT MATERIAL: SILVER
6. ELECTRICAL LIFE: 200,000 Typical
7. MECHANICAL LIFE: 1,000,000 CYCLES TYP.
8. OPERATING TEMP: -20°C TO +70°C
9. OPERATING FORCE: 200 ± 100 gf
10. CONTACT RESISTANCE: 50 MILLI-OHM INITIAL TYP. MAX.
11. DIELECTRIC STRENGTH: 1000 VAC FOR 1 MINUTE
12. TRAVEL TO MAKE: 2.20mm ± 0.2
13. 2002/95/EC (ROHS) COMPLIANT
14. ▲ DENOTES CRITICAL PARAMETER
- ▲ 15. LED COLOR: GREEN; 3 CHIPS; 2.1VDC, @20mA TYP.



TITLE ULP12EEP1QSSCL1GRNNIL

A	20208	RELEASE FOR PRODUCTION	10/17/11	BGL
REV	PCR NO	DESCRIPTION	DATE	BY

SCALE	DATE	DR	DWG	REV
1.5:1	10/17/2011	BGL	B800031	A

THE INFORMATION CONTAINED IN THIS DOCUMENT IS PROPRIETARY TO E-SWITCH AND IS NOT TO BE COPIED OR TRANSFERRED