

**Ratings (USB)**

Voltage: 30 V  
Current: 3 A

**Operating Temperature Range**

-55~85 °C

**Materials**

- ① Insulator: LCP, UL94-V0, black
- ② Contact: C5191 Phosphor bronze, 10 μ" gold plated
- ③ Shell: SUS304, >50 μ" nickel plated
- ④ RGB LED
- ⑤ LED cover: PC, clear

**Electrical Requirements**

Dielectric strength: 1 min @ 500 Vac  
Insulation resistance: 1000 MΩ @ 500 Vdc  
Contact resistance: 30 mΩ or less

**Mechanical Requirements**

Insertion force: 3.5 kgf max  
Withdrawal force: 0.1-3.5 kgf  
Life cycle: 5000 mating cycles while maintaining 0.3 kgf min. insertion force, 0.2 kgf min. withdrawal force and less than 100 mΩ contact resistance.

**Soldering**

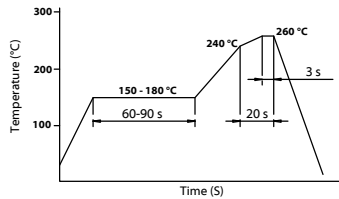
Solderability: 75% minimum coverage when terminals dipped 2mm in 245 ±5 °C solder bath for 3 ±0.5 seconds  
Solder bath durability: no deformation when immersed in 255 ±5 °C up to surface of the board 1.6 mm for 5 seconds or less  
Solder iron durability: no deformation when exposed to 300 ±10 °C for 3 ±0.5 seconds

**Reflow Soldering Temperature Profile**

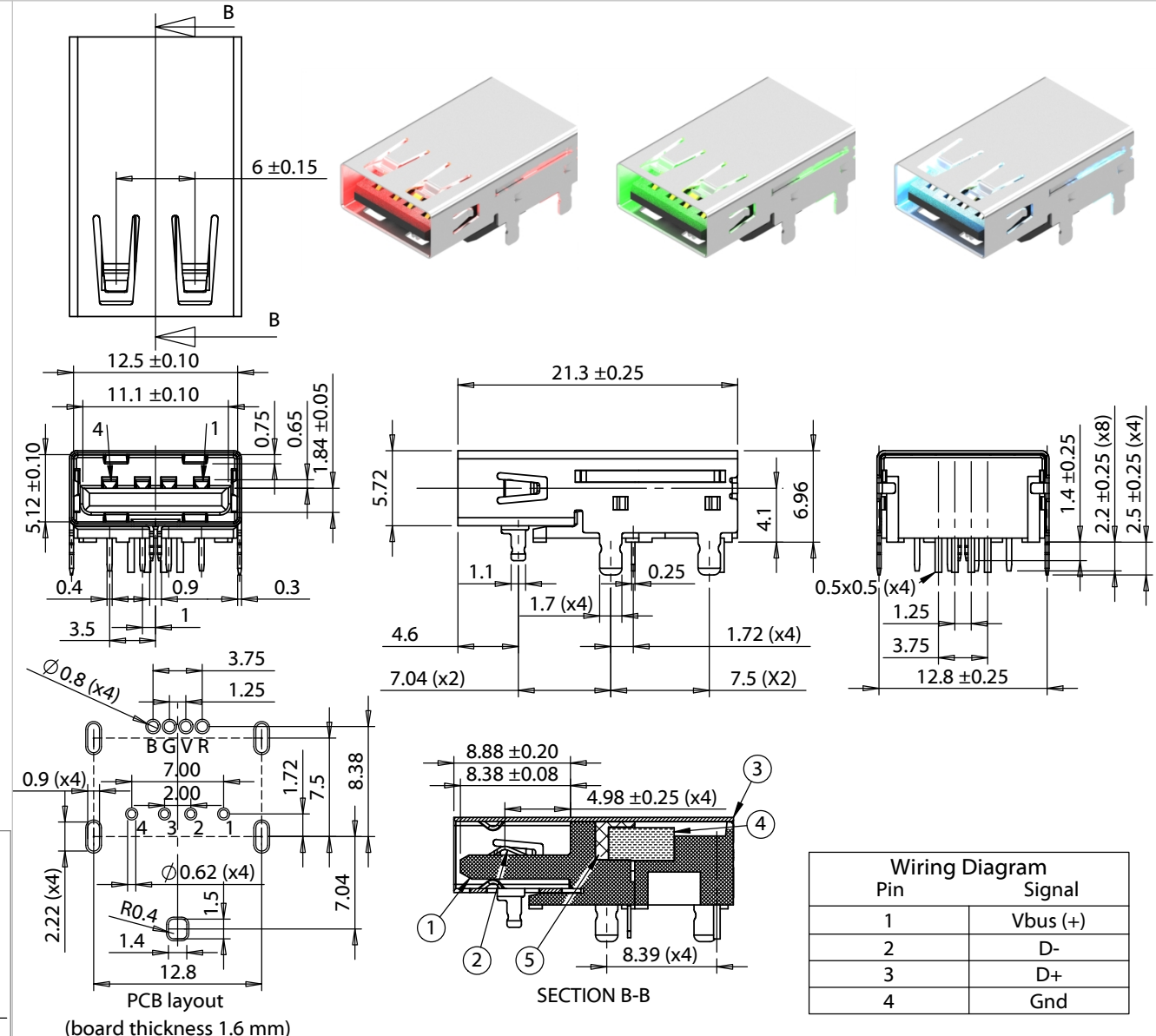
Pb - Free Flow Profile

Solder conditions vary depending on reflow soldering equipment.

The surface temperature of the jack must not exceed 260 °C.



Revision:	Date:	Description:
A	11/16/2020	Initial release



Prepared: \_\_\_\_\_ Notes: \_\_\_\_\_  
RoHS compliant

Verified: \_\_\_\_\_  
Function test: no open, no short circuit, no intermittent

Dimensions are in millimeters.  
Tolerances:  
X: ± 0.38 mm  
X.X: ± 0.15 mm  
X.XX: ± 0.15 mm

Description:  
Connector, USB 2.0 A Jack with LED, PCB mount, 90°, black insulator, thru hole, tray

# TENSILITY

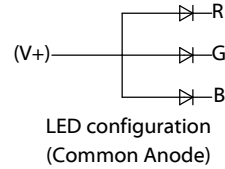
tel 1.541.323.3228 800 877.670.7118  
fax 1.541.323.4202 web tensility.com

Size: A Part number: **54-00266**

Scale: 2:1  Sheet 1 of 2

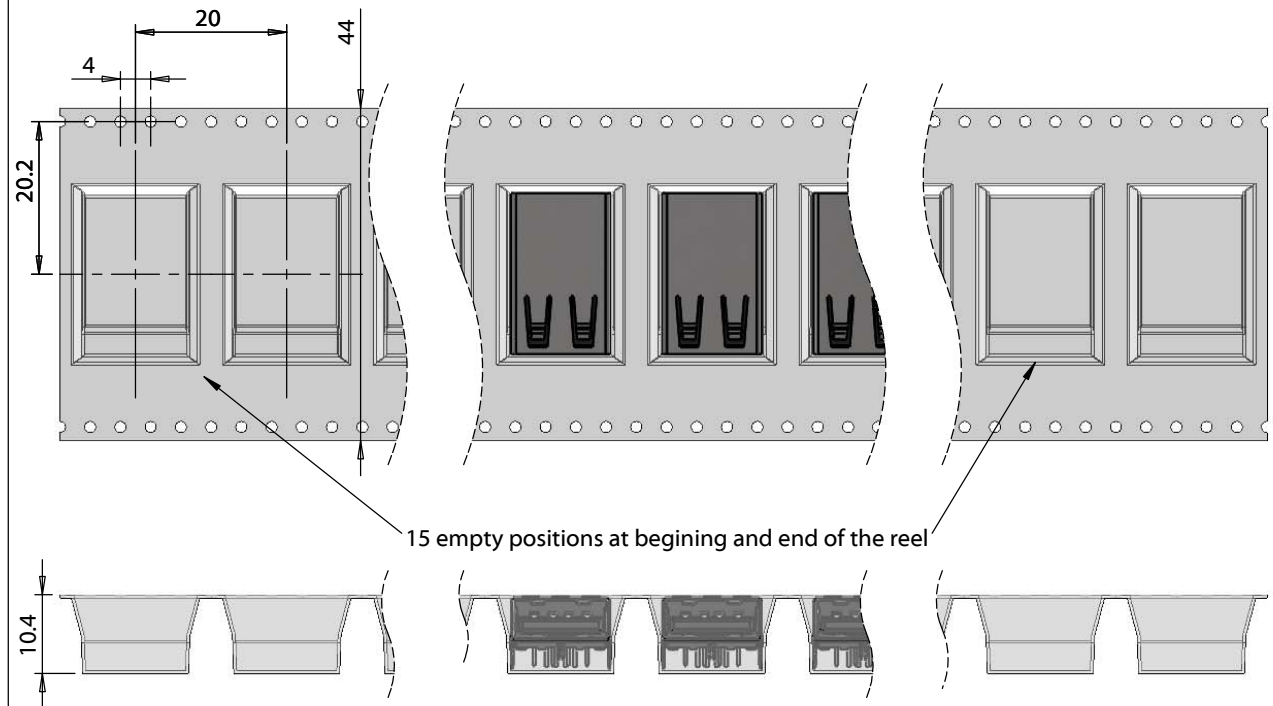
**Packaging**

300 pcs/reel  
10 reels/box



Electrical and Optical characteristics (@ 25°C)

Parameter	Condition	Min.	Typical	Max.
Forward Voltage	I = 20 mA	R: 1.80 V	/	R: 2.40 V
		G: 2.70 V		G: 3.50 V
		B: 2.70 V		B: 3.50 V
Luminous Intensity	I = 20 mA	R: 400 mcd	/	R: 800 mcd
		G: 600 mcd		G: 1000 mcd
		B: 200 mcd		B: 500 mcd
Reverse Current	V = 5 V	/	/	10 μA
Chromaticity Coordinates	I = 20 mA	R: 620 nm	/	R: 625 nm
		G: 520 nm		G: 525 nm
		B: 462 nm		B: 465 nm
Spectral Line Half-Width	I = 20 mA	/	30 nm	/



Revision:	Date:	Description:
A	11/16/2020	Initial release

Prepared:	Notes: RoHS compliant
Verified:	
Dimensions are in millimeters. Tolerances: X: ± 0.38 mm X.X: ± 0.15 mm X.XX: ± 0.15 mm	Description: Connector, USB 2.0 A Jack with LED, PCB mount, 90°, black insulator, thru hole, tray

**TENSILITY**

tel 1.541.323.3228 800 877.670.7118  
fax 1.541.323.4202 web tensility.com

Size: A	Part number: 54-00266
Scale: 1:1	

Sheet 2 of 2