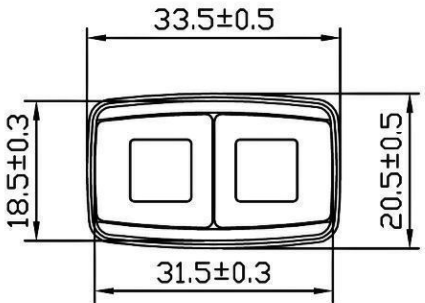
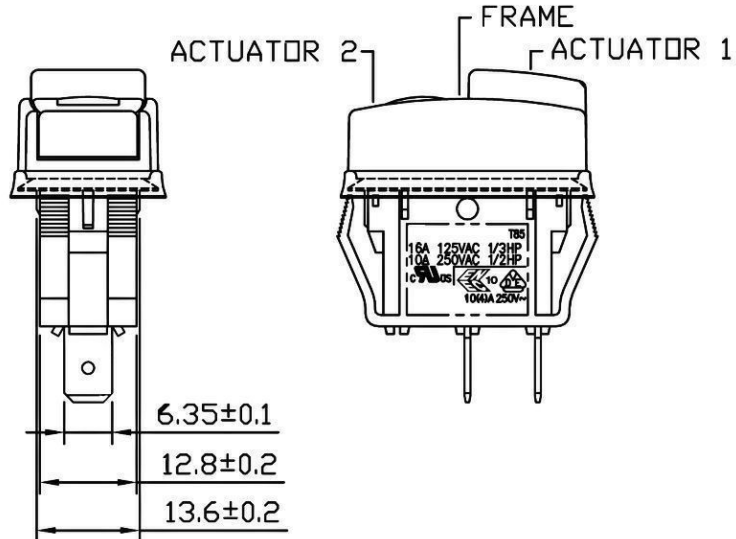
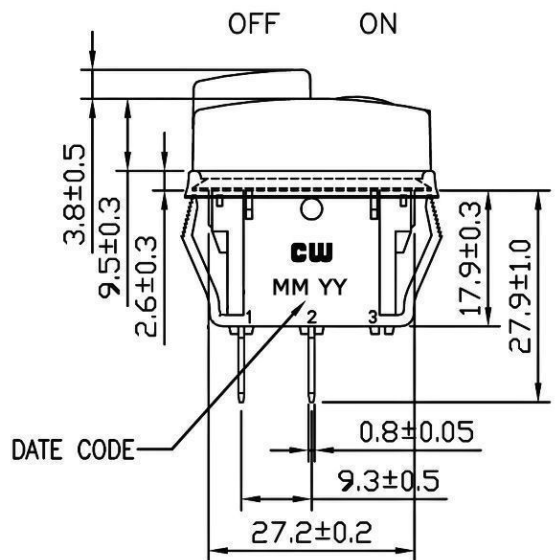


THIS INFORMATION IS CONFIDENTIAL AND PROPRIETARY TO CW INDUSTRIES INCORPORATED AND ITS AFFILIATES. IT MAY NOT BE DISCLOSED TO ANYONE, OTHER THAN CW INDUSTRIES PERSONNEL, WITHOUT WRITTEN AUTHORIZATION FROM CW INDUSTRIES INCORPORATED, SOUTHAMPTON, PENNSYLVANIA USA.

Rating	16A 125VAC 1/3HP 10A 250VAC 1/2HP	Mounting Hole	Circuit Diagram	
	10(4) 250V~			
Contact Resistance	50m ohm Max.			
Insulation Resistance	DC 500V 100M ohm Min.			
Dielectric Strength	AC 1500V 1 minute			
Switch Function	2P SPST ON-OFF			
		Thickness	X	Y
		0.75...3	27.6-0.1	13.8+0.1
		3...4	27.8-0.1	13.8+0.1
		4...5	28.0-0.1	13.8+0.1



Material:
 Frame: Black, Nylon# 66
 Actuator 1: Red, Nylon# 66
 Actuator 2: Green, Nylon# 66
 Printed: None
 Waterproof: IP56



RoHS Compliant

CW INDUSTRIES
 Southampton, Pa. 18966
 Tel 215.355.7080/www.cwind.com

Date Drawn: 5/19/10

Rev. 0

Unit: mm

Checked By: EJP

Title: PUSH BUTTON SWITCH

CW P/N: GPB526A01BRG