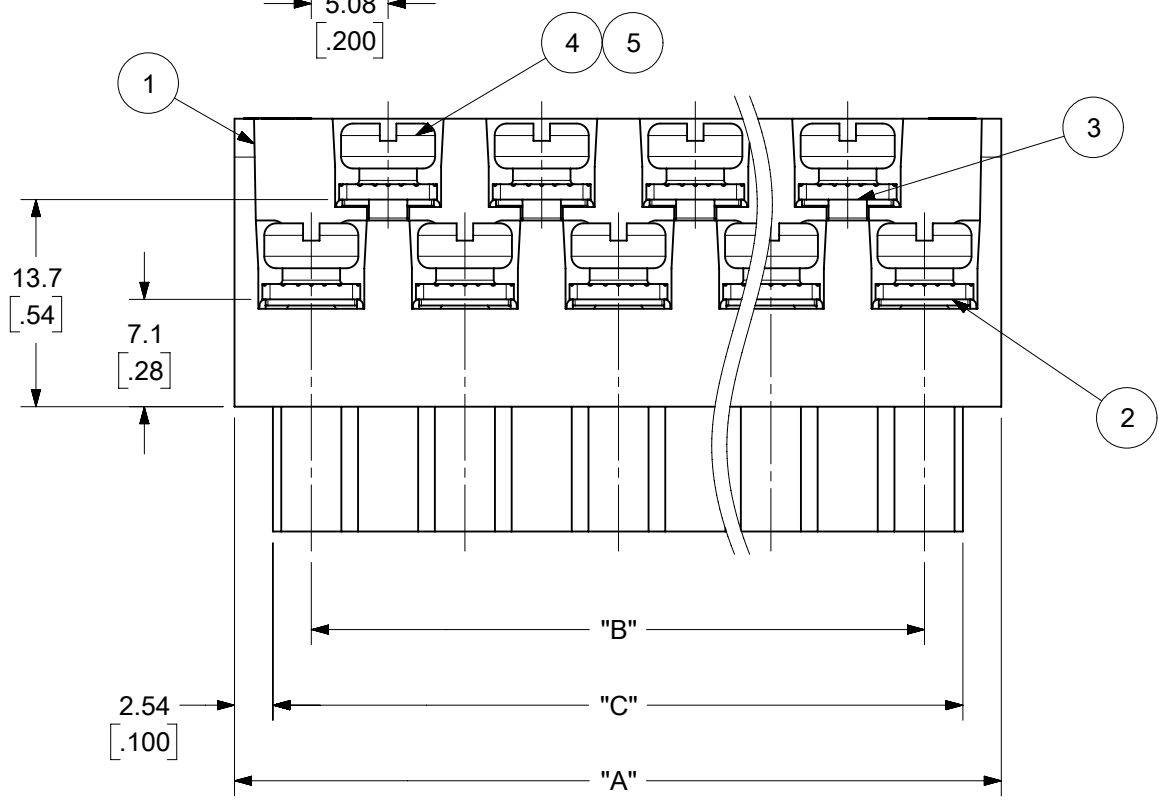
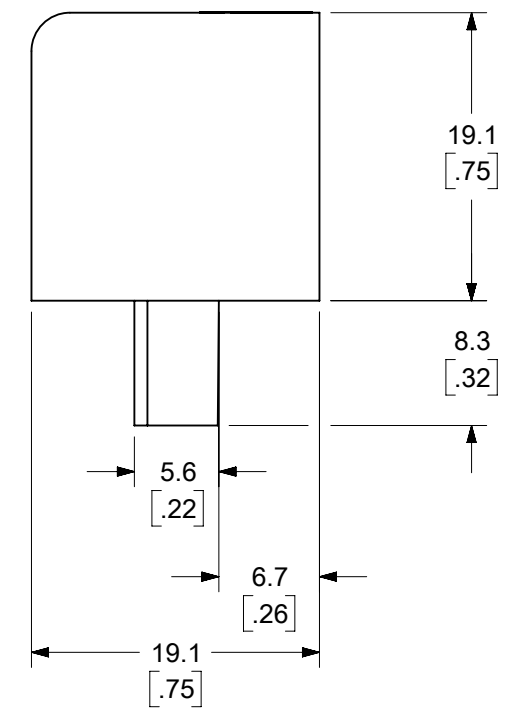


AUXILIARY VIEWS
SCALE 1:1



ODD CIRCUIT CONFIGURATION SHOWN



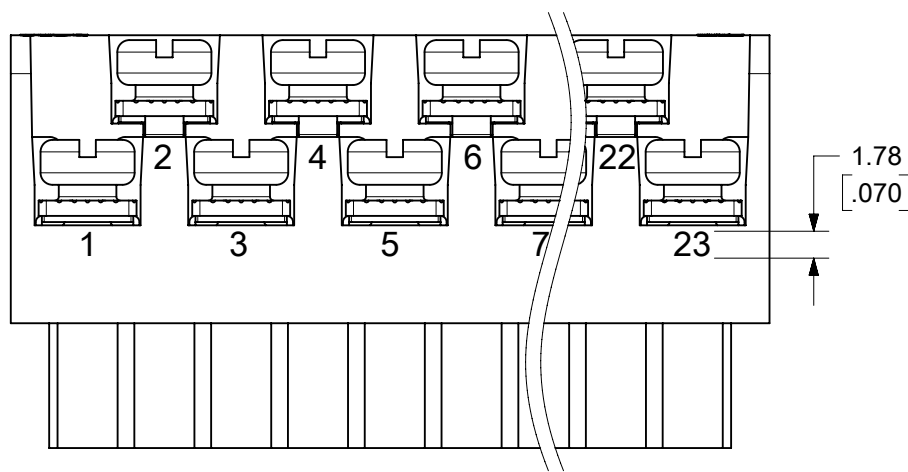
- NOTES:
1. MATERIAL: SEE TABLE
 2. FINISHES: SEE TABLE
 3. PRODUCT SPECIFICATION: NOT REQUIRED
 4. PACKAGING: NOT REQUIRED
 5. MATES WITH: MOST 5.08 [.200] PIN HEADERS
 6. "XX" REFERS TO THE QUANTITY OF CIRCUITS
 7. ROHS COMPLIANT

5	XX	XX	SCREW, M3.5 X .280	STEEL	ZINC CHROMATE
4	XX	XX	NUT, M3.5, HEX	STEEL	ZINC CHROMATE
3	XX/2	(XX-1)/2	REAR ROW TERM. (LONG)	PHOS. BRONZE	HOT TIN DIP
2	XX/2	(XX+1)/2	FRONT ROW TERM. (SHORT)	PHOS. BRONZE	HOT TIN DIP
1	1	1	BARRIER	THERMOPLASTIC	BLACK
ITEM	QTY. (EVEN NO. OF CIRCUITS)	QTY. (ODD NO. OF CIRCUITS)	DESCRIPTION	MATERIAL NO.	ENGINEERING NO.

THIS DRAWING CONTAINS INFORMATION THAT IS PROPRIETARY TO MOLEX ELECTRONIC TECHNOLOGIES, LLC AND SHOULD NOT BE USED WITHOUT WRITTEN PERMISSION

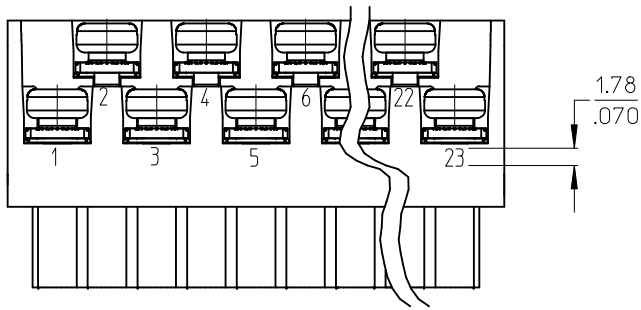
FUNCTIONAL SYMBOLS	DIMENSION UNITS	SCALE	CURRENT REV DESC: MIGRATED TO ECTR/NX. REMOVED "US PATENT" TEXT FROM MODEL			
$\frac{E}{A} = 0$	MM/INCH	2:1				
$\frac{E}{E} = 0$	GENERAL TOLERANCES (UNLESS SPECIFIED)			5.08/.200 PLUG ASSY, RWE WITH CLOSED ENDS (9408XX)		
$\frac{E}{E} = 0$	4 PLACES ± .005 ± .005			PRODUCT CUSTOMER DRAWING		
DIVISIONAL SYMBOLS	3 PLACES ± .013 ± .01			EC NO: 677615	2021/08/18	DOCUMENT NUMBER
	2 PLACES ± 0.13 ± .01			DRWN: ABENJAMINLW	2021/09/09	SD-39940-004
	1 PLACE ± 0.3 ± .01			CHK'D: DACHAMMER	2022/01/04	PSD 001 F
	0 PLACES ± .005 ± .005			APPR: JFMURPHY		
	ANGULAR TOL ± 2°			INITIAL REVISION:	2004/07/28	
	DRAFT WHERE APPLICABLE MUST REMAIN WITHIN DIMENSIONS			DRWN: JAFARMER	2004/12/08	
	THIRD ANGLE PROJECTION			APPR: grobertson		
	DRAWING			SERIES	MATERIAL NUMBER	CUSTOMER
	B-SIZE			39940	SEE SHEET-2	GENERAL MARKET
	SHEET NUMBER			1 OF 2		

NO. OF CIRC. "XX"	DIM. "A"		DIM. "B"		"C" $\begin{matrix} +.00 \\ -.25 \end{matrix}$ $\begin{bmatrix} +.000 \\ -.010 \end{bmatrix}$		MATERIAL NO. (STANDARD)	MATERIAL NO. (-G30 OPT.)
	MM	IN	MM	IN	MM	IN		
03	20.3	[.80]	10.16	[.400]	15.2	[.60]	399400203	
04	25.4	[1.00]	15.24	[.600]	20.3	[.80]	399400204	399410204
05	30.5	[1.20]	20.32	[.800]	25.4	[1.00]	399400205	
06	35.6	[1.40]	25.40	[1.000]	30.5	[1.20]	399400206	
07	40.6	[1.60]	30.48	[1.200]	35.6	[1.40]	399400207	
08	45.7	[1.80]	35.56	[1.400]	40.6	[1.60]	399400208	
09	50.8	[2.00]	40.64	[1.600]	45.7	[1.80]	399400209	
10	55.9	[2.20]	45.72	[1.800]	50.8	[2.00]	399400210	
11	61.0	[2.40]	50.80	[2.000]	55.9	[2.20]	399400211	
12	66.0	[2.60]	55.88	[2.200]	61.0	[2.40]	399400212	
13	71.1	[2.80]	60.96	[2.400]	66.0	[2.60]	399400213	
14	76.2	[3.00]	66.04	[2.600]	71.1	[2.80]	399400214	
15	81.3	[3.20]	71.12	[2.800]	76.2	[3.00]	399400215	
16	86.4	[3.40]	76.20	[3.000]	81.3	[3.20]	399400216	
17	91.4	[3.60]	81.28	[3.200]	86.4	[3.40]	399400217	
18	96.5	[3.80]	86.36	[3.400]	91.4	[3.60]	399400218	
19	101.6	[4.00]	91.44	[3.600]	96.5	[3.80]	399400219	399410219
20	106.7	[4.20]	96.52	[3.800]	101.6	[4.00]	399400220	
21	111.8	[4.40]	101.60	[4.000]	106.7	[4.20]	399400221	
22	116.8	[4.60]	106.68	[4.200]	111.8	[4.40]	399400222	
23	121.9	[4.80]	111.76	[4.400]	116.8	[4.60]	399400223	
24	127.0	[5.00]	116.84	[4.600]	121.9	[4.80]	399400224	



**OPTIONAL
10A IMPRINTING**
(ODD CIRCUIT CONFIGURATION SHOWN)

THIS DRAWING CONTAINS INFORMATION THAT IS PROPRIETARY TO MOLEX ELECTRONIC TECHNOLOGIES, LLC AND SHOULD NOT BE USED WITHOUT WRITTEN PERMISSION										
FUNCTIONAL SYMBOLS FA = 0 FE = 0 FP = 0	DIMENSION UNITS	SCALE	CURRENT REV DESC: MIGRATED TO ECTR/NX. REMOVED "US PATENT" TEXT FROM MODEL							
	MM/INCH	2:1	molex 5.08/.200 PLUG ASSY, RWE WITH CLOSED ENDS (9408XX)							
GENERAL TOLERANCES (UNLESS SPECIFIED)		MM								INCH
DIVISIONAL SYMBOLS	4 PLACES	±	---	±	---	PRODUCT CUSTOMER DRAWING				
	3 PLACES	±	---	±	.005	DOCUMENT NUMBER				
	2 PLACES	±	0.13	±	.01	SD-39940-004		DOC TYPE	DOC PART	REVISION
	1 PLACE	±	0.3	±	---	INITIAL REVISION:				
	0 PLACES	±	---	±	---	DRWN: JAFARMER 2004/07/28				
	ANGULAR TOL	±	2°	THIRD ANGLE PROJECTION						
DRAFT WHERE APPLICABLE MUST REMAIN WITHIN DIMENSIONS			DRAWING		SERIES	MATERIAL NUMBER	CUSTOMER	SHEET NUMBER		
			B-SIZE		39940	SEE CHART	GENERAL MARKET	2 OF 2		



OPTIONAL
10A IMPRINTING
(ODD CIRCUIT CONFIGURATION SHOWN)

NO. OF CIRC. "XX"	"A" DIM.	"B" DIM.	"C" ^{+0.00} _{-0.25} [^{+0.000} _{-0.010}]	MATERIAL NO. (STANDARD)	MATERIAL NO. (G30 OPT)
03	20.3 [.80]	10.16 [.400]	15.2 [.60]	399400203	
04	25.4 [1.00]	15.24 [.600]	20.3 [.80]	399400204	399410204
05	30.5 [1.20]	20.32 [.800]	25.4 [1.00]	399400205	
06	35.6 [1.40]	25.40 [1.000]	30.5 [1.20]	399400206	
07	40.6 [1.60]	30.48 [1.200]	35.6 [1.40]	399400207	
08	45.7 [1.80]	35.56 [1.400]	40.6 [1.60]	399400208	
09	50.8 [2.00]	40.64 [1.600]	45.7 [1.80]	399400209	
10	55.9 [2.20]	45.72 [1.800]	50.8 [2.00]	399400210	
11	61.0 [2.40]	50.80 [2.000]	55.9 [2.20]	399400211	
12	66.0 [2.60]	55.88 [2.200]	61.0 [2.40]	399400212	
13	71.1 [2.80]	60.96 [2.400]	66.0 [2.60]	399400213	
14	76.2 [3.00]	66.04 [2.600]	71.1 [2.80]	399400214	
15	81.3 [3.20]	71.12 [2.800]	76.2 [3.00]	399400215	
16	86.4 [3.40]	76.20 [3.000]	81.3 [3.20]	399400216	
17	91.4 [3.60]	81.28 [3.200]	86.4 [3.40]	399400217	
18	96.5 [3.80]	86.36 [3.400]	91.4 [3.60]	399400218	
19	101.6 [4.00]	91.44 [3.600]	96.5 [3.80]	399400219	399410219
20	106.7 [4.20]	96.52 [3.800]	101.6 [4.00]	399400220	
21	111.8 [4.40]	101.60 [4.000]	106.7 [4.20]	399400221	
22	116.9 [4.60]	106.68 [4.200]	111.8 [4.40]	399400222	
23	121.9 [4.80]	111.76 [4.400]	116.8 [4.60]	399400223	
24	127.0 [5.00]	116.84 [4.600]	121.9 [4.80]	399400224	

(E)

REV'D G30 P/NS EC NO: IFC2015-0238 IT DRW:HRSTONE 2014/08/07 CHK: B. ARDEN 2014/08/08 APPR: B. WOODMAN 2014/10/07	QUALITY SYMBOLS ▽=0 ▽=0	GENERAL TOLERANCES (UNLESS SPECIFIED) mm INCH 4 PLACES ± --- ± --- 3 PLACES ± --- ± .005 2 PLACES ± 0.13 ± .01 1 PLACE ± 0.3 ± --- ANGULAR ± 2 °	DIMENSION STYLE MM/IN DRAWN BY DATE J. FARMER 2004/12/06 CHECKED BY DATE R. KEMP 2004/12/06 APPROVED BY DATE GHR 2004/12/06	SCALE 2:1 DESIGN UNITS INCH THIRD ANGLE PROJECTION	TITLE 5.08/.200 PLUG ASSY, RWE WITH CLOSED ENDS (9408XX)
	DRAFT WHERE APPLICABLE MUST REMAIN WITHIN DIMENSIONS	MATERIAL NO. SEE CHART	MOLEX INCORPORATED DOCUMENT NO. SD-39940-004	SHEET NO. 2 OF 2	
	THIS DRAWING CONTAINS INFORMATION THAT IS PROPRIETARY TO MOLEX INCORPORATED AND SHOULD NOT BE USED WITHOUT WRITTEN PERMISSION				
	SIZE B				