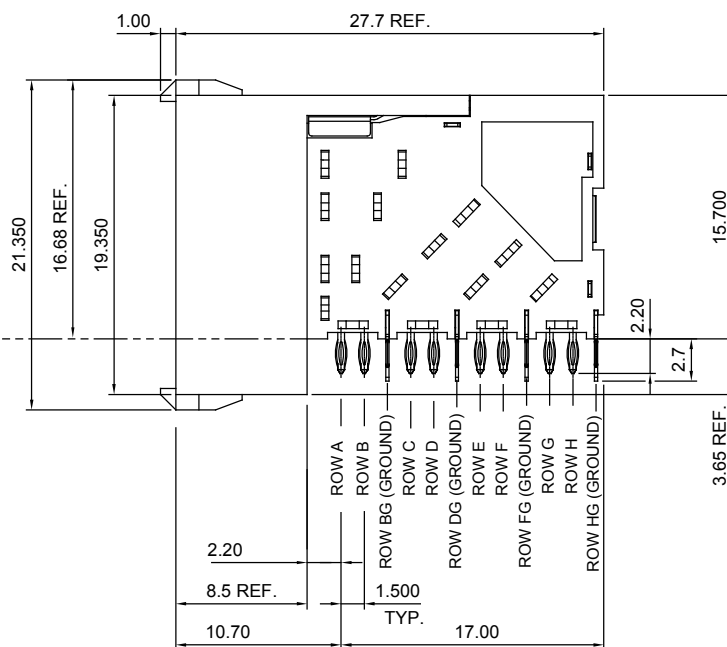
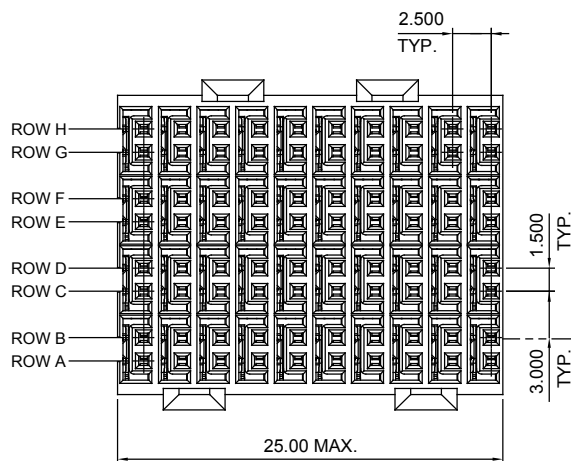
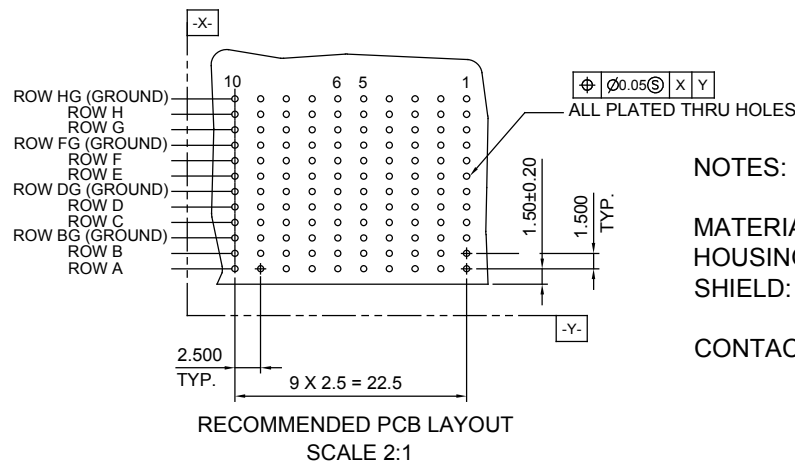
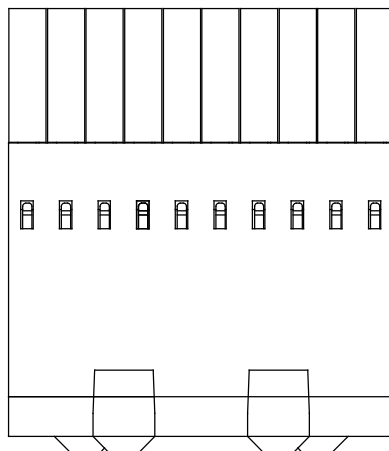


| TOLERANCE UNLESS OTHERWISE SPECIFIED | |
|--------------------------------------|-------|
| .X | ±0.25 |
| .XX | ±0.15 |
| .XXX | ±0.10 |

THIS IS A C.A.D. GENERATED DRAWING
DO NOT MAKE MANUAL REVISIONS TO MASTER.
UNLESS OTHERWISE SPECIFIED, ALL RADIUS ARE 0.2 MM.



| |
|--------------------------------|
| PCB HOLE DIM: |
| DRILLED HOLE = 0.700±0.025mm |
| FINISHED HOLE = 0.600±0.050mm |
| Cu THICKNESS = 0.0375±0.0125mm |
| SnPb THICKNESS = 0.007±0.003mm |

ZD CONNECTOR, FEMALE, RIGHT ANGLE, 4 PAIR

| | |
|-------------------------------------|---------------------|
| ACAD REFERENCE NO.: 500-080-225-A02 | |
| DRAWN: Y.Z | DATE: JUNE.29 /2018 |
| CHECKED: | DATE: |
| SCALE: (IN C.A.D. 1:1) | SHEET 1 OF 1 |
| DRAWING NUMBER: 500-080-225-A02 | ISSUE 1 |
| PART NUMBER: 500-080-225-A02 | |



THIS SERIES FULLY CONFORMS TO THE EUROPEAN UNION DIRECTIVES 2011/65/EU FOR RoHS COMPLIANCY.



EDAC INC
TORONTO, ONTARIO
CANADA
YOUR CONNECTION TO QUALITY & SERVICE

THESE DRAWINGS AND SPECIFICATIONS ARE THE PROPERTY OF EDAC INC., AND SHALL NOT BE REPRODUCED, OR COPIED OR USED AS THE BASIS FOR THE MANUFACTURE OR SALE OF APPARATUS WITHOUT WRITTEN PERMISSION.