

## Feed-through header - EMCV 1,5/ 2-GF-3,5 - 1911169

Please be informed that the data shown in this PDF Document is generated from our Online Catalog. Please find the complete data in the user's documentation. Our General Terms of Use for Downloads are valid (<http://phoenixcontact.com/download>)

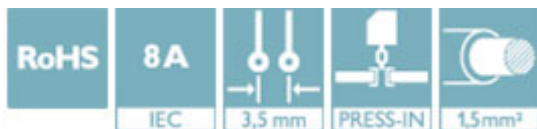
PCB headers, nominal current: 8 A, number of positions: 2, pitch: 3.5 mm, color: green, contact surface: Tin, mounting: Press-in technology



The figure shows a 10-position version of the product

### Your advantages

- ✓ Long-term stable press-in connection ensures high holding force without thermal load
- ✓ Screwable flange for superior mechanical stability
- ✓ Vertical connection enables multi-row arrangement on the PCB
- ✓ Maximum flexibility when it comes to device design – one header for connectors with different connection technologies



### Key Commercial Data

Packing unit	50 pc
GTIN	
GTIN	4017918175917

### Technical data

#### Dimensions

Length [ 1 ]	7.25 mm
Pitch	3.5 mm
Dimension a	3.5 mm
Height	10 mm
Length of the solder pin	3.8 mm
Pin dimensions	0.8 x 0.8 mm
Length	7.25 mm

#### General

Range of articles	EMCV 1,5/...-GF
Insulating material group	IIIa
Rated surge voltage (III/3)	2.5 kV

## Feed-through header - EMCV 1,5/ 2-GF-3,5 - 1911169

### Technical data

#### General

Rated surge voltage (III/2)	2.5 kV
Rated surge voltage (II/2)	2.5 kV
Rated voltage (III/3)	160 V
Rated voltage (III/2)	160 V
Rated voltage (II/2)	250 V
Connection in acc. with standard	EN-VDE
Nominal current $I_N$	8 A
Maximum load current	8 A
Insulating material	PBT
Flammability rating according to UL 94	V0
Color	green
Number of positions	2

#### Standards and Regulations

Connection in acc. with standard	EN-VDE
	CUL
Flammability rating according to UL 94	V0

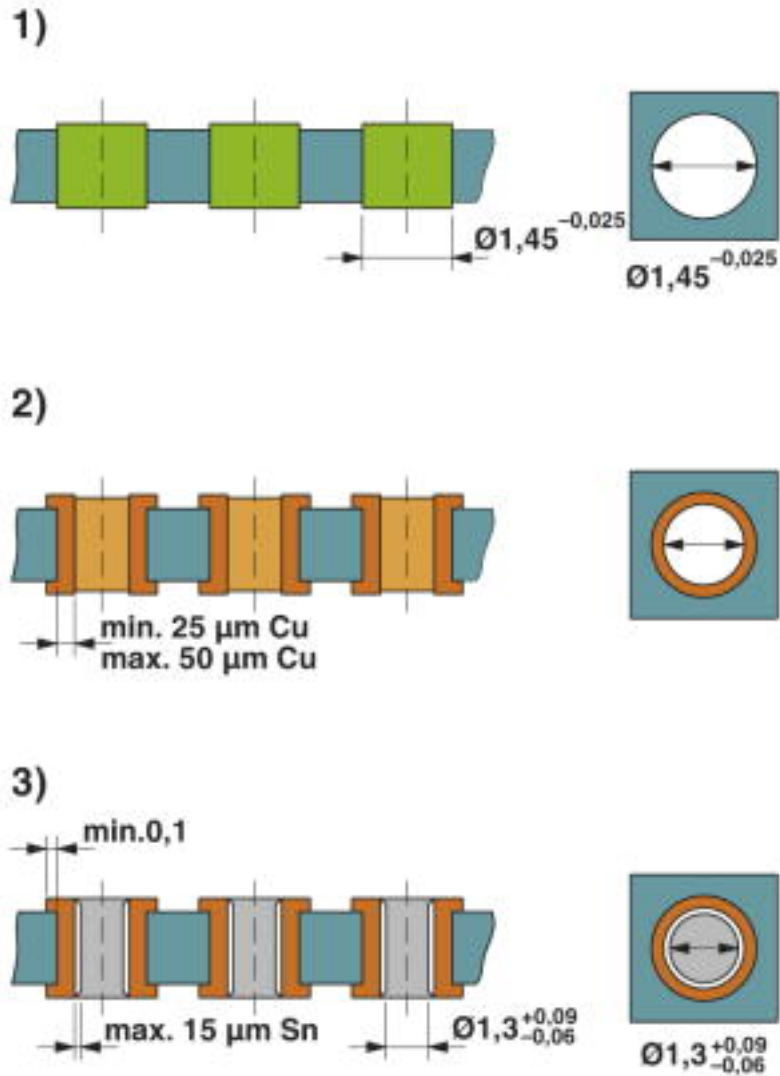
#### Environmental Product Compliance

	Lead 7439-92-1
China RoHS	Environmentally Friendly Use Period = 50
	For details about hazardous substances go to tab "Downloads", Category "Manufacturer's declaration"

### Drawings

# Feed-through header - EMCV 1,5/ 2-GF-3,5 - 1911169

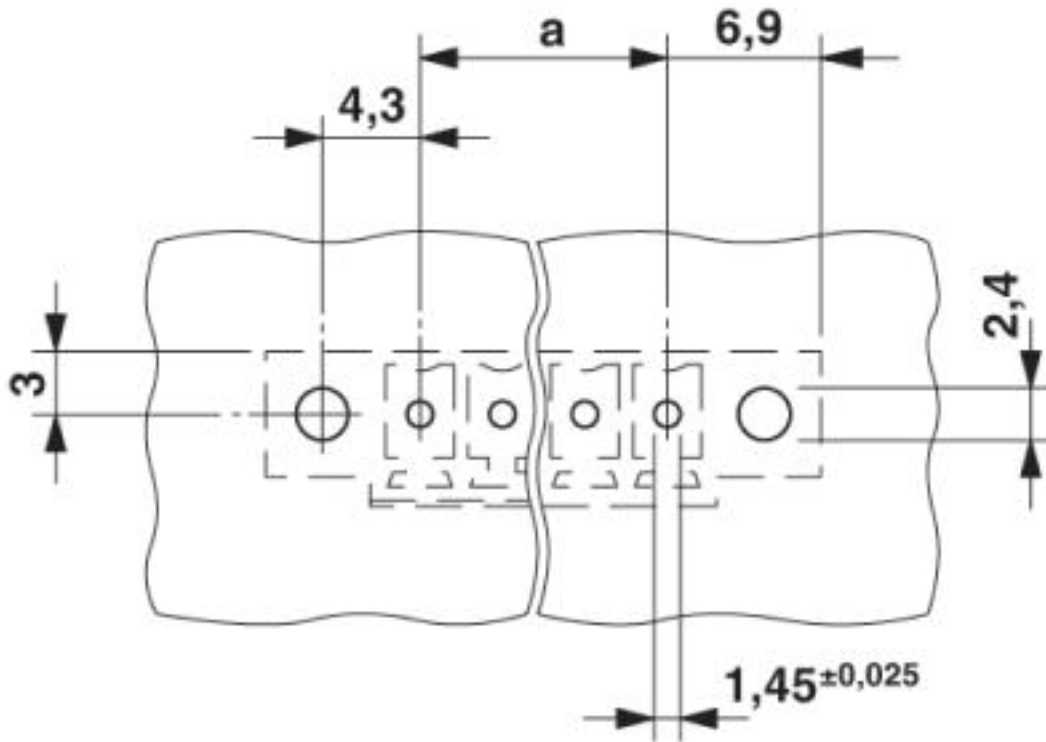
Drilling diagram



Drill hole layout in FR4 or EP-GC basic material

# Feed-through header - EMCV 1,5/ 2-GF-3,5 - 1911169

Drilling diagram



## Approvals

Approvals

Approvals

EAC / cULus Recognized

Ex Approvals

## Approval details

EAC		B.01742
-----	--	---------

cULus Recognized		<a href="http://database.ul.com/cgi-bin/XYV/template/LISEXT/1FRAME/index.htm">http://database.ul.com/cgi-bin/XYV/template/LISEXT/1FRAME/index.htm</a>	E60425-20110128
------------------	--	-------------------------------------------------------------------------------------------------------------------------------------------------------	-----------------

	B	D
Nominal voltage UN	300 V	300 V

## Feed-through header - EMCV 1,5/ 2-GF-3,5 - 1911169

### Approvals

	B	D
Nominal current IN	8 A	8 A

Phoenix Contact 2019 © - all rights reserved  
<http://www.phoenixcontact.com>

PHOENIX CONTACT GmbH & Co. KG

Flachsmarktstr. 8

32825 Blomberg

Germany

Tel. +49 5235 300

Fax +49 5235 3 41200

<http://www.phoenixcontact.com>