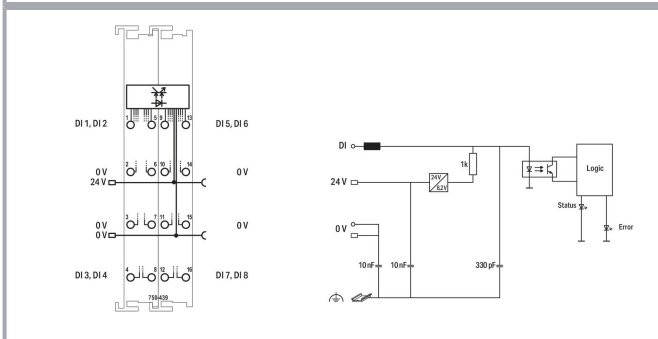
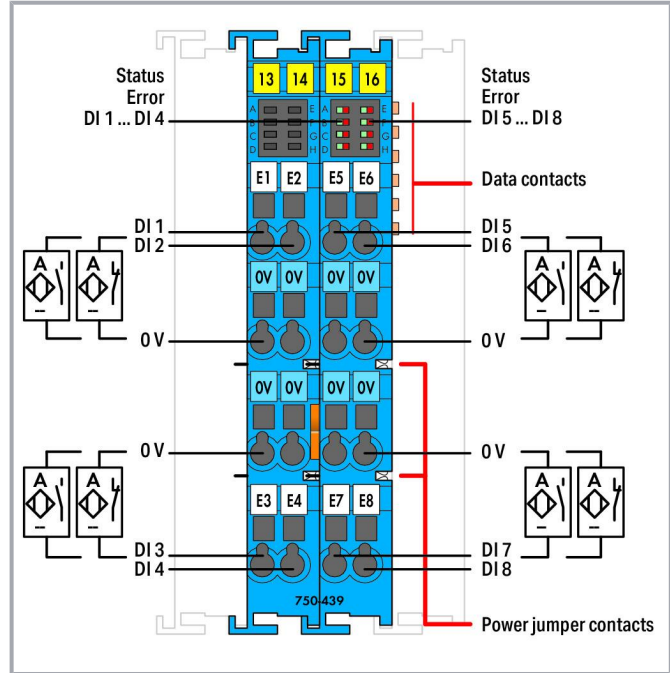




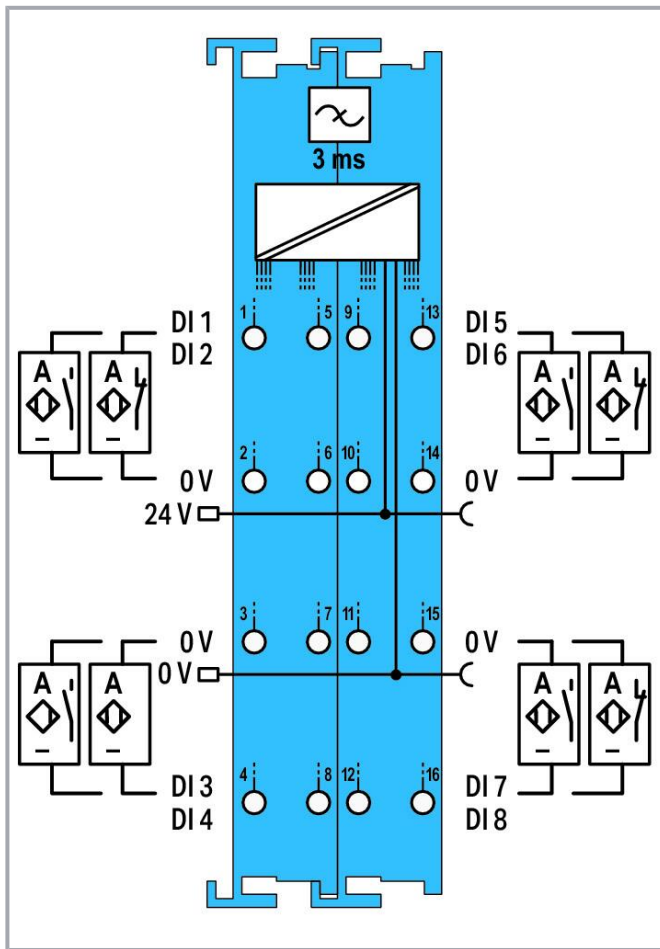
Color: ■



Subject to changes. Please also observe the further product documentation!

WAGO GmbH & Co. KG
 Hansastr. 27
 32423 Minden
 Phone: +49571 887-0 | Fax: +49571 887-169
 Email: info.de@wago.com | Web: www.wago.com

Do you have any questions about our products?
 We are always happy to take your call at +49 (571) 887-44222.



Item description

This digital input module records binary signals from sensors operating in Zone 0+1 hazardous areas, permitting channel-by-channel short circuit and wire-break diagnostics.

NAMUR sensors, optocouplers, mechanical contacts or other actuating elements can also be connected via intrinsically safe devices. The process image can be used to define the sensor type (break or make contact) as well as to switch off the diagnostics (e.g., if contact monitoring in order to suppress the LED diagnostics).

The WAGO I/O System 750 must be installed either in Zone 2 or in a non-hazardous area.

Each sensor is supplied with a short-circuit-protected voltage of 8.2 V.

Indicators:

- Green LED (signal ON)
- Red LED (short circuit)
- Red flashing LED (wire-break)

Subject to changes. Please also observe the further product documentation!

Field and system levels are electrically isolated.

Data Notes

Note	The digital input module must only be operated with a 24 VDC Ex i power supply!
	General information (e.g., installation regulations) on explosion protection is available in the WAGO I/O System 750 manuals!

Technical data

Number of digital inputs	8
Total number of channels (module)	8
Signal type	NAMUR NAMUR
Supply voltage (sensor)	8.2 VDC; short-circuit-protected, each channel supplied separately
Sensor connection	4 x (2-wire)
Input characteristic	high-side switching
Input filter (digital)	3 ms 3 ms
Open-circuit voltage	8.2 V
Short-circuit current	≤ 8.2 mA (± 0.2 mA)
Signal current (0) NAMUR	≤ 1.2 mA
Signal current (1) NAMUR	≥ 2.1 mA
Switching hysteresis	0.2 mA
Diagnostics	Short circuit; wire break (can be switched off)
Input pulse length	5 ms
Input pulse separation	3 ms
Power consumption P_{max}	1.2 W
Input data width (internal) max.	16 bits
Output data width (internal) max.	16 bits
Intrinsic safety Ex i	yes
Input resistance	1,000 Ω
Supply voltage (system)	5 VDC; via data contacts

Subject to changes. Please also observe the further product documentation!



Current consumption (5 V system supply)	56 mA
Supply voltage (field)	24 VDC; (Ex i power supply: $U_o = \text{max. } 27.3 \text{ V}$); via power jumper contacts (power supply via blade contact; transmission via spring contact)
Current consumption, field supply (module with no external load)	11 mA
Power loss P_l	0.54 W
Isolation	300 VAC system/field
Indicators	LED (A-H) green/red: Status/Error DI 1 ... DI 8
Number of incoming power jumper contacts	2
Number of outgoing power jumper contacts	2
Current carrying capacity (power jumper contacts)	1 A
Marking	ATEX/IECEx: II 3 (1) G Ex ec [ia Ga] IIC T4 Gc; II (1) D [Ex ia Da] IIIC; I (M1) [Ex ia Ma] I

Explosion protection

Ex standard	EN IEC 60079-0, -7, -11
Safety-relevant data (circuit)	$U_o = 11.76 \text{ V}$; $I_o = 12.4 \text{ mA}$; $P_o = 36.67 \text{ mW}$; Linear characteristic curve
Reactances Ex ia IIC	$L_o = 100 \text{ mH}$; $C_o = 1 \mu\text{F}$
Reactances Ex ia IIB	$L_o = 100 \text{ mH}$; $C_o = 9.9 \mu\text{F}$
Reactances Ex ia IIA	$L_o = 100 \text{ mH}$; $C_o = 39 \mu\text{F}$
Reactances Ex ia I	$L_o = 100 \text{ mH}$; $C_o = 30 \mu\text{F}$
Reactances (note)	Reactances without accounting for the concurrence of capacitance (C_o) and inductance (L_o)

Connection data

Connection technology: inputs/outputs	16 x CAGE CLAMP®
Connection type 1	Inputs/Outputs
Solid conductor	0.08 ... 2.5 mm ² / 28 ... 14 AWG
Fine-stranded conductor	0.08 ... 2.5 mm ² / 28 ... 14 AWG
Strip length	8 ... 9 mm / 0.31 ... 0.35 inches

Physical data

Width	24 mm / 0.945 inches
Height	100 mm / 3.937 inches

Subject to changes. Please also observe the further product documentation!

WAGO GmbH & Co. KG
 Hansastr. 27
 32423 Minden
 Phone: +49571 887-0 | Fax: +49571 887-169
 Email: info.de@wago.com | Web: www.wago.com

Do you have any questions about our products?
 We are always happy to take your call at +49 (571) 887-44222.



Depth	67.8 mm / 2.669 inches
Depth from upper-edge of DIN-rail	60.6 mm / 2.386 inches

Mechanical Data

Mounting type	DIN-35 rail
---------------	-------------

Material Data

Color	blue
Housing material	Polycarbonate; polyamide 6.6
Fire load	2.061 MJ
Weight	92.7 g
Conformity marking	CE

Environmental requirements

Ambient temperature (operation)	0 ... +55 °C
Ambient temperature (storage)	-25 ... +85 °C
Protection type	IP20
Pollution degree	2 per IEC 61131-2
Operating altitude	0 ... 2000 m / 0 ... 6562 ft
Mounting position	horizontal (standing/lying); vertical
Relative humidity (without condensation)	95 %
Vibration resistance	4g per IEC 60068-2-6
Shock resistance	15g per IEC 60068-2-27
EMC immunity to interference	per EN 61000-6-2, marine applications
EMC emission of interference	per EN 61000-6-3, marine applications
Exposure to pollutants	Per IEC 60068-2-42 and IEC 60068-2-43
Permissible H ₂ S contaminant concentration at a relative humidity 75 %	10 ppm
Permissible SO ₂ contaminant concentration at a relative humidity 75 %	25 ppm

Commercial data

Product Group	15 (I/O System)
eCl@ss 10.0	27-24-26-04
eCl@ss 9.0	27-24-26-04
ETIM 8.0	EC001599

Subject to changes. Please also observe the further product documentation!

WAGO GmbH & Co. KG
 Hansastr. 27
 32423 Minden
 Phone: +49571 887-0 | Fax: +49571 887-169
 Email: info.de@wago.com | Web: www.wago.com

Do you have any questions about our products?
 We are always happy to take your call at +49 (571) 887-44222.


ETIM 7.0	EC001599
PU (SPU)	1 pcs
Packaging type	box
Country of origin	DE
GTIN	4050821623366
Customs tariff number	85389099990

Environmental Product Compliance



CAS-No.	11120-22-2 7439-92-1
REACH Candidate List Substance	Lead Lead silicate
RoHS Compliance Status	Compliant,With Exemption
RoHS Exemption	6(c) 7(a) 7(c)-I 7(c)-II
SCIP notification number (Austria)	ab2b0b13-bb95-4c15-8394-82c4c9d52749
SCIP notification number (Belgium)	c6ee6b5f-6f1a-471d-8c44-1f6d6389d951
SCIP notification number (Bulgaria)	891c072a-a3e2-4eb6-8107-16c3e92cacf2
SCIP notification number (Czech Republic)	5bf03aac-ebfb-43ce-88a4-240cf142f532
SCIP notification number (Denmark)	a03e9e8e-795d-4e0b-b425-01d5f0683a7c
SCIP notification number (Finland)	1758daaa-6689-4e30-887e-2cda3c834e90
SCIP notification number (France)	56b0f838-dc81-4307-8f78-bd3bec62180f
SCIP notification number (Germany)	f7ef89ec-ea5f-4bb7-924a-2c3007fb12ec
SCIP notification number (Hungary)	d9edf110-7a3d-4f12-ae42-db22248b10f5
SCIP notification number (Italy)	713a564a-6988-4f06-8add-5f6267f159a4
SCIP notification number (Netherlands)	55c285c4-aca9-47a9-9d76-6c974645c1f6
SCIP notification number (Poland)	d1cc851c-a1f8-4e6c-be16-f432d7894d28
SCIP notification number (Romania)	b075eeed-eeb3-4cb5-959f-0a476fb1531b
SCIP notification number (Sweden)	bbc69d5-e8d2-4110-9130-751ea0742175

Approvals / Certificates

General approvals

Logo	Approval	Additional Approval Text	Certificate name
	CCC CNEX	CNCA-C23-01	2020312310000211 (Ex ec[iaGa] IIC T4 Gc, [Ex iaDa] IIIC, [Ex iaMa] I)







Subject to changes. Please also observe the further product documentation!

	EAC Brjansker Zertifizierungsstelle	TP TC 020/2011	EAC RU C-DE.AM02. B.00087/19
	KC National Radio Research Agency	Article 58-2, Clause 3	MSIP-REM-W43- DIM750
	UL Underwriters Laboratories Inc. (ORDINARY LOCATIONS)	UL 508	E175199 Sec.1

Declarations of conformity and manufacturer's declarations

Logo	Approval	Additional Approval Text	Certificate name
	EU-Ex-Declaration of Conformity WAGO GmbH & Co. KG	-	-

Approvals for marine applications

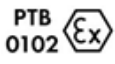


Logo	Approval	Additional Approval Text	Certificate name
	ABS American Bureau of Shipping	-	22-2219060
	DNV DNV GL SE	DNV-CG-0339, Aug. 2021	TAA0000194
	KR Korean Register of Shipping	-	KR HMB05880- AC001
	LR Lloyds Register EMEA	-	LR22180952TA
	PRS Polski Rejestr Statków	-	TE/2236/880590 /19
	RINA RINA Germany GmbH	-	ELE343521XG001

Subject to changes. Please also observe the further product documentation!

WAGO GmbH & Co. KG
Hansastr. 27
32423 Minden
Phone: +49571 887-0 | Fax: +49571 887-169
Email: info.de@wago.com | Web: www.wago.com

Do you have any questions about our products?
We are always happy to take your call at +49 (571) 887-44222.

Approvals for hazardous areas

Logo	Approval	Additional Approval Text	Certificate name
	AEx UL International Germany GmbH	UL 60079	E480271
	ATEX TUEV Nord Cert GmbH	EN 60079-0	TUEV_12_ATEX_106032X (Ex ec[iaGa] IIC T4 Gc, [Ex iaDa] IIIC, [Ex iaMa] I)
	CCC CNEX	CNCA-C23-01	2020312310000211 (Ex ec[iaGa] IIC T4 Gc, [Ex iaDa] IIIC, [Ex iaMa] I)
	EAC Brjansker Zertifizierungsstelle	TP TC 012/2011	EAC RU C-DE.AM02.B. 00163/19 ([ExiaMa]I X,2Ex e[iaGa]IIC T4Gc X,[ExiaDa] IIIC X)
	INMETRO TÜV Rheinland do Brasil Ltda.	-	TÜV_14.1911_X
	KTL Korea Testing Laboratory	KOSHA Article 34, IEC60079-0	20-KA4BO-0094X
	TUEV Nord TUEV Nord Cert GmbH	IEC 60079	IECEX TUN 12.0039X (Ex ec[iaGa] IIC T4 Gc, [Ex iaDa] IIIC, [Ex iaMa] I)
	UL Underwriters Laboratories Inc. (HAZARDOUS LOCATIONS)	UL 121201	E198726 Sec.1

Optional accessories

Carrier rail

Mounting accessories



Item no.: 210-197

Steel carrier rail; 35 x 15 mm; 1.5 mm thick; 2 m long; slotted; similar to EN 60715; silver-colored

www.wago.com/210-197

Subject to changes. Please also observe the further product documentation!

WAGO GmbH & Co. KG

Hansastr. 27

32423 Minden

Phone: +49571 887-0 | Fax: +49571 887-169




Email: info.de@wago.com | Web: www.wago.com

Do you have any questions about our products?







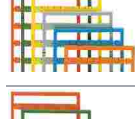

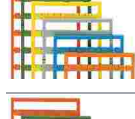
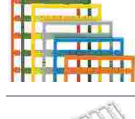
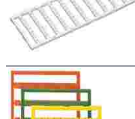

We are always happy to take your call at +49 (571) 887-44222.

	Item no.: 210-198 Copper carrier rail; 35 x 15 mm; 2.3 mm thick; 2 m long; unslotted; according to EN 60715; copper-colored	www.wago.com/210-198
	Item no.: 210-504 Steel carrier rail; 35 x 7.5 mm; 1 mm thick; 2 m long; slotted; galvanized; according to EN 60715; silver-colored	www.wago.com/210-504
	Item no.: 210-505 Steel carrier rail; 35 x 7.5 mm; 1 mm thick; 2 m long; unslotted; galvanized; according to EN 60715; silver-colored	www.wago.com/210-505
	Item no.: 210-506 Steel carrier rail; 35 x 15 mm; 1.5 mm thick; 2 m long; unslotted; galvanized; similar to EN 60715; silver-colored	www.wago.com/210-506
	Item no.: 210-508 Steel carrier rail; 35 x 15 mm; 1.5 mm thick; 2 m long; slotted; galvanized; similar to EN 60715; silver-colored	www.wago.com/210-508
	Item no.: 210-113 Steel carrier rail; 35 x 7.5 mm; 1 mm thick; 2 m long; unslotted; according to EN 60715; silver-colored	www.wago.com/210-113
	Item no.: 210-118 Steel carrier rail; 35 x 15 mm; 2.3 mm thick; 2 m long; unslotted; according to EN 60715; silver-colored	www.wago.com/210-118
	Item no.: 210-112 Steel carrier rail; 35 x 7.5 mm; 1 mm thick; 2 m long; slotted; according to EN 60715; "Hole width 25 mm; silver-colored	www.wago.com/210-112
	Item no.: 210-114 Steel carrier rail; 35 x 15 mm; 1.5 mm thick; 2 m long; unslotted; similar to EN 60715; silver-colored	www.wago.com/210-114
	Item no.: 210-115 Steel carrier rail; 35 x 7.5 mm; 1 mm thick; 2 m long; slotted; according to EN 60715; "Hole width 18 mm; silver-colored	www.wago.com/210-115
	Item no.: 210-196 Aluminum carrier rail; 35 x 8.2 mm; 1.6 mm thick; 2 m long; unslotted; similar to EN 60715; silver-colored	www.wago.com/210-196

Marking accessories

Marker carrier		
	Item no.: 750-103 Group marker carrier	www.wago.com/750-103
Marker		
	Item no.: 2009-145/000-006 Mini-WSB Inline; for Smart Printer; 1700 pieces on roll; stretchable 5 - 5.2 mm; plain; snap-on type; blue	www.wago.com/2009-145/000-006
	Item no.: 2009-145 Mini-WSB Inline; for Smart Printer; 1700 pieces on roll; stretchable 5 - 5.2 mm; plain; snap-on type; white	www.wago.com/2009-145

Subject to changes. Please also observe the further product documentation!

	Item no.: 2009-145/000-002 Mini-WSB Inline; for Smart Printer; 1700 pieces on roll; stretchable 5 - 5.2 mm; plain; snap-on type; yellow	www.wago.com/2009-145/000-002
	Item no.: 2009-145/000-007 Mini-WSB Inline; for Smart Printer; 1700 pieces on roll; stretchable 5 - 5.2 mm; plain; snap-on type; gray	www.wago.com/2009-145/000-007
	Item no.: 2009-145/000-005 Mini-WSB Inline; for Smart Printer; 1700 pieces on roll; stretchable 5 - 5.2 mm; plain; snap-on type; red	www.wago.com/2009-145/000-005
	Item no.: 2009-145/000-012 Mini-WSB Inline; for Smart Printer; 1700 pieces on roll; stretchable 5 - 5.2 mm; plain; snap-on type; orange	www.wago.com/2009-145/000-012
	Item no.: 2009-145/000-023 Mini-WSB Inline; for Smart Printer; 1700 pieces on roll; stretchable 5 - 5.2 mm; plain; snap-on type; green	www.wago.com/2009-145/000-023
	Item no.: 2009-145/000-024 Mini-WSB Inline; for Smart Printer; 1700 pieces on roll; stretchable 5 - 5.2 mm; plain; snap-on type; violet	www.wago.com/2009-145/000-024
	Item no.: 248-501/000-006 Mini-WSB marking card; as card; not stretchable; plain; snap-on type; blue	www.wago.com/248-501/000-006
	Item no.: 248-501/000-007 Mini-WSB marking card; as card; not stretchable; plain; snap-on type; gray	www.wago.com/248-501/000-007
	Item no.: 248-501/000-002 Mini-WSB marking card; as card; not stretchable; plain; snap-on type; yellow	www.wago.com/248-501/000-002
	Item no.: 248-501/000-012 Mini-WSB marking card; as card; not stretchable; plain; snap-on type; orange	www.wago.com/248-501/000-012
	Item no.: 248-501 Mini-WSB marking card; as card; not stretchable; plain; snap-on type; white	www.wago.com/248-501
	Item no.: 248-501/000-017 Mini-WSB marking card; as card; not stretchable; plain; snap-on type; light green	www.wago.com/248-501/000-017

Subject to changes. Please also observe the further product documentation!



Item no.: 248-501/000-005
Mini-WSB marking card; as card; not stretchable; plain; snap-on type; red

www.wago.com/248-501/000-005



Item no.: 248-501/000-024
Mini-WSB marking card; as card; not stretchable; plain; snap-on type; violet

www.wago.com/248-501/000-024



Item no.: 248-501/000-023
Mini-WSB marking card; as card; not stretchable; plain; snap-on type; green

www.wago.com/248-501/000-023

Group marker carrier



Item no.: 750-107
Group marker carrier

www.wago.com/750-107

Shield termination

Shield clamping saddles



Item no.: 790-116
Shield clamping saddle; 19 mm wide; diameter of compatible conductor; 7 ... 16 mm

www.wago.com/790-116



Item no.: 790-124
Shield clamping saddle; 27 mm wide; diameter of compatible conductor; 6 ... 24 mm

www.wago.com/790-124



Item no.: 790-108
Shield clamping saddle; 11 mm wide; diameter of compatible conductor; 3 ... 8 mm

www.wago.com/790-108



Item no.: 790-140
Shield clamping saddle; diameter of compatible conductor

www.wago.com/790-140



Item no.: 790-216
Shield clamping saddle; 21.8 mm wide; 6 ... 16 mm

www.wago.com/790-216



Item no.: 790-220
Shield clamping saddle; 30 mm wide; 6 ... 20 mm

www.wago.com/790-220



Item no.: 790-208
Shield clamping saddle; 12.4 mm wide; 3 ... 8 mm

www.wago.com/790-208

Supply module

Supply module



Item no.: 750-625/000-001
Power Supply; 24 VDC; Intrinsically safe

www.wago.com/750-625/000-001



Item no.: 750-606
Power Supply; 24 VDC; Diagnostics; Intrinsically safe

www.wago.com/750-606

Subject to changes. Please also observe the further product documentation!



Downloads

Documentation

Data sheet

750-439, 8DI NAMUR Ex i, data sheet		pdf	Download
		194.4 kB	

Manual

System Manual WAGO I/O System 750/753 Decentralized Automation Technology	V 3.3.0 2023 May 4	pdf	Download
		8.8 MB	

Product Manual NAMUR, Ex-i, 8-Channel Digital Input Module Proximity switch acc. to DIN EN 50227	V 1.3.0 2020 May 27	pdf	Download
		3.7 MB	

System Manual Series 750/753 Online HTML		URL	Download
---	--	-----	----------

Bid Text

750-439 X81 - Datei	2019 Feb 19	xml	Download
		7.7 kB	

750-439 doc - Datei	2017 Oct 6	docx	Download
		16.7 kB	

Instruction Leaflet

CCC Ex (Additional information) WAGO-I/O-SYSTEM 750-*** Ex i	2023 Apr 26	pdf	Download
		147.4 kB	

System Description

Overview on WAGO-I/O-SYSTEM 750 approvals		pdf	Download
		789.0 kB	

Ex i Overview		pdf	Download
		452.7 kB	

750/753 Series I/O-System – General Product Information		pdf	Download
		1.7 MB	

Additional Information

Disposal and Recycling Electrical and electronic equipment, Batteries, Packaging	V 1.1.0 2022 Aug 18	pdf	Download
		2.2 MB	

Subject to changes. Please also observe the further product documentation!



CAD/CAE-Data

CAD data

2D/3D Models 750-439	URL	Download
----------------------	---------------------	--------------------------

CAE data

EPLAN Data Portal 750-439	URL	Download
---------------------------	---------------------	--------------------------

WSCAD Universe 750-439	URL	Download
------------------------	---------------------	--------------------------

ZUKEN Portal 750-439	URL	Download
----------------------	---------------------	--------------------------

Installation Notes

Product family

WAGO I/O System 750/753

[Show all products from the family](#)

Subject to changes. Please also observe the further product documentation!

WAGO GmbH & Co. KG

Hansastr. 27

32423 Minden

Phone: +49571 887-0 | Fax: +49571 887-169

Email: info.de@wago.com | Web: www.wago.com

Do you have any questions about our products?

We are always happy to take your call at +49 (571) 887-44222.