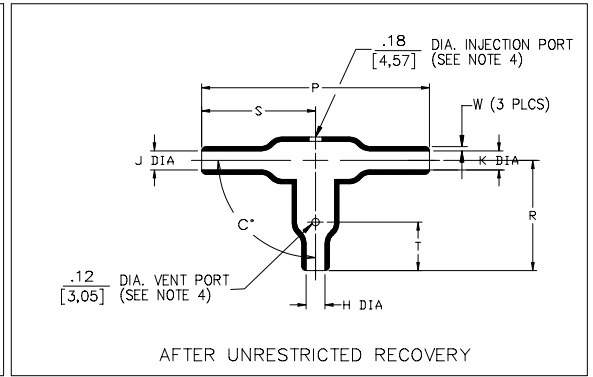
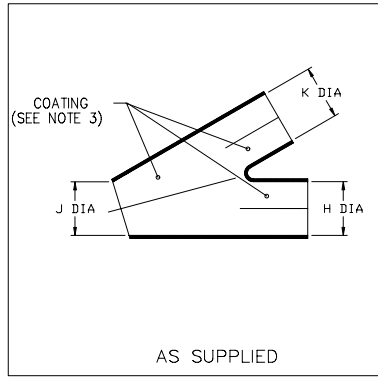


Molded Parts Specification Control Drawing

Part Number : 301A048-X-17
Description : Transition, T

NOTES

- All dimensions are in $\frac{\text{inches}}{[\text{millimeters}]}$
- Dimensions appearing in table are as follows:
 - a - As Supplied
 - b - After Unrestricted Recovery
- Coating is optional. As supplied dimensions appearing in table are for uncoated parts. When coating is added, entry diameters will be reduced by .06 max.
- Molding ports are required. And will be located as shown.



PART NUMBER	H, J & K		P	R	S	T	W	C*
	Min	Max	±10%	±10%	±10%	±10%	±30%	±5°
	a	b	b	b	b	b	b	b
301A048-X-17	2.19 [55,6]	1.19 [30,2]	6.40 [162,5]	3.20 [81,3]	3.20 [81,3]	1.12 [28,5]	.12 [3,0]	90°

**If this document is printed it becomes uncontrolled.
Check for the latest revision.**



TYCO ELECTRONICS
307 CONSTITUTION DRIVE
MENLO PARK, CALIFORNIA 94025

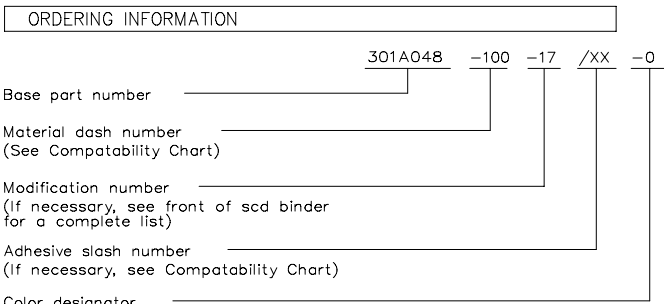
Revision : A
Date : 01/24/03

Part Number : 301A048-X-17
Description : Transition, T

Molded Parts Specification Control Drawing

Part Number : 301A048-X-17
Description : Transition, T

COMPATABILITY CHART					
MATERIAL DASH NO.	MATERIAL DESCRIPTION	RT SPEC	COATING SLASH NO.	COATING S NO.	COATING DESCRIPTION
-100	Polyolefin, Semi-Flexible ZEROHAL™	RT-1323	N/A	N/A	N/A



THIS DRAWING IS SUBJECT TO CHANGE WITHOUT NOTICE; CONSULT YOUR NEAREST FIELD REPRESENTATIVE FOR CURRENT REVISION



TYCO ELECTRONICS
307 CONSTITUTION DRIVE
MENLO PARK, CALIFORNIA 94025

Revision : A
Date : 01/24/03

Part Number : 301A048-X-17
Description : Transition, T