

Successor model



Item no.750-8214

Controller PFC200; 2nd Generation; 2 x ETHERNET, RS-232/-485, CAN, CANopen

[www.wago.com/750-8214](http://www.wago.com/750-8214)



Item no.750-8101

Subject to changes. Please also observe the further product documentation!



	Controller PFC100; 2 x ETHERNET	<a href="http://www.wago.com/750-8101">www.wago.com/750-8101</a>
	<b>Item no.750-8210</b> Controller PFC200; 2nd Generation; 4 x ETHERNET	<a href="http://www.wago.com/750-8210">www.wago.com/750-8210</a>
	<b>Item no.750-8213</b> Controller PFC200; 2nd Generation; 2 x ETHERNET, CAN, CANopen	<a href="http://www.wago.com/750-8213">www.wago.com/750-8213</a>
	<b>Item no.750-8102</b> Controller PFC100; 2 x ETHERNET, RS-232/-485	<a href="http://www.wago.com/750-8102">www.wago.com/750-8102</a>

### Item description

In conjunction with the WAGO I/O System, the ETHERNET Controller serves ETHERNET networks requiring fast and safe media redundancy. The controller supports all digital and analog input/output modules, as well specialty modules found within the 750/753 Series, and is suitable for data rates of 10/100 Mbit/s.

Media redundancy is achieved by operating the controller in two separate networks – which is accessible via two different IP addresses (including two MAC IDs). Cross communication between separate channels is not possible. The two separate ETHERNET interfaces allow redundant connection of two transmission paths (no hub or switch required). Both interfaces support autonegotiation and Auto-MDI(X). The DIP switch configures the last byte of both default IP addresses and may be used for IP address assignment (DHCP, BootP).

The media redundancy controller is designed for fieldbus communication via MODBUS/TCP in ETHERNET networks. It also supports a wide variety of standard ETHERNET protocols (HTTP, BootP, DHCP, DNS, FTP).

An integrated Webserver provides user configuration options, while displaying the controller's status information.

The IEC 61131-3 programmable controller is multitasking-capable and features a capacitor-backed RTC.

A data memory of 1 MB is available.

For memory expansion, the 750-885 Controller is equipped with a removable memory card slot.

### Data

#### Notes

Note	Berücksichtigen Sie bei Neuinstallationen die Alternativartikel
------	---

### Technical data

Communication	EtherNet/IP™ Modbus (TCP, UDP) ETHERNET
ETHERNET protocols	HTTP BootP DHCP DNS SNTP FTP SNMP
Redundancy function	via two logically separated ETHERNET interfaces

Subject to changes. Please also observe the further product documentation!



Visualization	Web-Visu Web Visu
CPU	32 bits
Programming languages per IEC 61131-3	Instruction List (IL) Ladder Diagram (LD) Function Block Diagram (FBD) Continuous Function Chart (CFC) Structured Text (ST) Sequential Function Chart (SFC)
Programming environment	WAGO-I/O-PRO V2.3 (based on CODESYS V2.3)
Configuration options	WAGO-I/O-CHECK Web-Based Management
Baud rate (communication/fieldbus 1)	10/100 Mbit/s
Baud rate	10/100 Mbit/s
Transmission medium (communication/fieldbus)	Twisted Pair S-UTP; 100 Ω; Cat. 5; 100 m maximum cable length
Transmission performance	Class D per EN 50173
Program memory	1024 KB
Data memory	1024 KB
Non-volatile software memory	32 Kbytes
Type of memory card	SD and SDHC up to 32 GB (all guaranteed properties only valid with WAGO Memory Card)
Memory card slot	Push-push mechanism; Cover lid (sealable)
Number of modules per node (max.)	250
Number of modules without a bus extension (max.)	64
Input and output process image (fieldbus) max.	1020 words/1020 words
Indicators	LED (LINK/ACT) green: Network connection via ports 1 ... 2; LED (MS, NS) red/green: Status of node, network; LED (I/O, USR) red /green/orange: Local data bus status, status programmable by user; LED (A, B) green: System power supply status, field supply
Supply voltage (system)	24 VDC (-25 ... +30 %); via pluggable connector (CAGE CLAMP® connection)
Input current (typ.) at nominal load (24 V)	500 mA
Power supply efficiency (typ.) at nominal load (24 V)	90 %
Current consumption (5 V system supply)	450 mA
Total current (system supply)	1,700 mA
Supply voltage (actuator)	N/A N/A
Supply voltage (field)	24 VDC (-25 ... +30 %); via power jumper contacts
Current carrying capacity (power jumper contacts)	10 A
Number of outgoing power jumper contacts	3
Isolation	500 V system/field

Subject to changes. Please also observe the further product documentation!

WAGO GmbH & Co. KG  
Hansastr. 27  
32423 Minden  
Phone: +49571 887-0 | Fax: +49571 887-169  
Email: [info.de@wago.com](mailto:info.de@wago.com) | Web: [www.wago.com](http://www.wago.com)

Do you have any questions about our products?  
We are always happy to take your call at +49 (571) 887-44222.



## Connection data

Connection technology: communication/fieldbus	EtherNet/IP™: 2 x RJ-45; Modbus (TCP, UDP): 2 x RJ-45
Connection technology: system supply	2 x CAGE CLAMP®
Connection technology: field supply	6 x CAGE CLAMP®
Connection type 1	System/field supply
Solid conductor	0.08 ... 2.5 mm <sup>2</sup> / 28 ... 14 AWG
Fine-stranded conductor	0.08 ... 2.5 mm <sup>2</sup> / 28 ... 14 AWG
Strip length	8 ... 9 mm / 0.31 ... 0.35 inches
Connection technology: device configuration	1 x Male connector; 4-pole

## Physical data

Width	61.5 mm / 2.421 inches
Height	100 mm / 3.937 inches
Depth	71.9 mm / 2.831 inches
Depth from upper-edge of DIN-rail	64.7 mm / 2.547 inches

## Mechanical Data

Weight	161.9 g
Housing material	Polycarbonate; polyamide 6.6
Conformity marking	CE

## Environmental requirements

Ambient temperature (operation)	0 ... +55 °C
Ambient temperature (storage)	-25 ... +85 °C
Protection type	IP20
Pollution degree	2 per IEC 61131-2
Operating altitude	without temperature derating: 0 ... 2000 m; with temperature derating: 2000 ... 5000 m (0.5 K/100 m); 5000 m (max.)
Relative humidity (without condensation)	95 %
Mounting position	any
Mounting type	DIN-35 rail
Vibration resistance	4g per IEC 60068-2-6
Shock resistance	15g per IEC 60068-2-27
EMC immunity to interference	per EN 61000-6-2, marine applications
EMC emission of interference	per EN 61000-6-3, marine applications

Subject to changes. Please also observe the further product documentation!

WAGO GmbH & Co. KG  
 Hansastr. 27  
 32423 Minden  
 Phone: +49571 887-0 | Fax: +49571 887-169  
 Email: [info.de@wago.com](mailto:info.de@wago.com) | Web: [www.wago.com](http://www.wago.com)

Do you have any questions about our products?  
 We are always happy to take your call at +49 (571) 887-44222.



Exposure to pollutants	Per IEC 60068-2-42 and IEC 60068-2-43
Fire load	3.642 MJ
Permissible H <sub>2</sub> S contaminant concentration at a relative humidity 75 %	10 ppm
Permissible SO <sub>2</sub> contaminant concentration at a relative humidity 75 %	25 ppm

### Commercial data

Product Group	15 (I/O System)
eCl@ss 10.0	27-24-26-07
eCl@ss 9.0	27-24-26-07
ETIM 8.0	EC000236
ETIM 7.0	EC000236
PU (SPU)	1 pcs
Packaging type	box
Country of origin	DE
GTIN	4050821572206
Customs tariff number	85371091990

### Environmental Product Compliance

CAS-No.	12060-00-3 1303-86-2 1317-36-8 693-98-1 7439-92-1 79-94-7
REACH Candidate List Substance	2,2',6,6'-tetrabromo-4,4'-isopropylidenediphenol 2-methylimidazole Diboron trioxide Lead Lead monoxide Lead titanium oxide (PbTiO <sub>3</sub> )
RoHS Compliance Status	Compliant, With Exemption
RoHS Exemption	6(c) 7(a) 7(c)-I 7(c)-II 7a
SCIP notification number (Bulgaria)	5250ecce-6c5a-4aa3-a688-e5e13d517d4d
SCIP notification number (Czech Republic)	983894ae-1d08-4021-a017-97c5a4588867




Subject to changes. Please also observe the further product documentation!

WAGO GmbH & Co. KG  
Hansastr. 27  
32423 Minden  
Phone: +49571 887-0 | Fax: +49571 887-169  
Email: [info.de@wago.com](mailto:info.de@wago.com) | Web: [www.wago.com](http://www.wago.com)







Do you have any questions about our products?  
We are always happy to take your call at +49 (571) 887-44222.

## Approvals / Certificates

### General approvals





Logo	Approval	Additional Approval Text	Certificate name
	CCC CNEX	CNCA-C23-01	2020312310000213 (Ex ec IIC T4 Gc)
	KC National Radio Research Agency	Article 58-2, Clause 3	MSIP-REM-W43- PFC750
	UL Underwriters Laboratories Inc. (ORDINARY LOCATIONS)	UL 508	E175199 Sec.1

### Approvals for marine applications

Logo	Approval	Additional Approval Text	Certificate name
	ABS American Bureau of Shipping	-	22-2219060
	BSH Bundesamt fuer Seeschifffahrt und Hydrographie	-	1104
	DNV DNV GL SE	DNV-CG-0339,Aug.2021	TAA0000194
	LR Lloyds Register EMEA	-	LR22180952TA
	PRS Polski Rejestr Statków	-	TE/2236/880590 /19
	RINA RINA Germany GmbH	-	ELE343521XG001

### Approvals for hazardous areas

Subject to changes. Please also observe the further product documentation!

Logo	Approval	Additional Approval Text	Certificate name
	ATEX TUEV Nord Cert GmbH	EN 60079-0	TUEV_14_ATEX_148929_X (II 3 G Ex ec IIC T4 Gc)
	CCC CNEX	CNCA-C23-01	2020312310000213 (Ex ec IIC T4 Gc)
	EAC Brjansker Zertifizierungsstelle	TP TC 012/2011	EAC RU C-DE.AM02.B.00163 /19 (2Ex nA IIC T4 Gc X)
	IECEX TUEV Nord Cert GmbH	IEC 60079-0	IECEX TUN 14.0035 X (Ex ec IIC T4 Gc)
	INMETRO TÜV Rheinland do Brasil Ltda.	IEC 60079-0	BR-Ex_TÜV 12.1297 X
	UKEx WAGO GmbH & Co. KG	EN 60079-0	UKCA_WAGO22UKEX003X_ec
	UL Underwriters Laboratories Inc. (HAZARDOUS LOCATIONS)	UL 121201	E198726 Sec.1

## Required accessories

### Memory card

Memory card



**Item no.: 758-879/000-001**  
Memory Card SD; SLC-NAND; 2 GByte; Temperature from -40 to 90 °C

[www.wago.com/758-879/000-001](http://www.wago.com/758-879/000-001)



**Item no.: 758-879/000-2108**  
Memory Card SD; pSLC-NAND; 8 GB; Temperature range: -40 to 90°C

[www.wago.com/758-879/000-2108](http://www.wago.com/758-879/000-2108)














Subject to changes. Please also observe the further product documentation!

WAGO GmbH & Co. KG  
Hansastr. 27  
32423 Minden  
Phone: +49571 887-0 | Fax: +49571 887-169  
Email: [info.de@wago.com](mailto:info.de@wago.com) | Web: [www.wago.com](http://www.wago.com)

Do you have any questions about our products?  
We are always happy to take your call at +49 (571) 887-44222.

## Optional accessories

### System housing

System enclosure		
	<b>Item no.: 850-814/002-000</b> IP65 enclosure; Sheet steel (RAL 7035); WxHxD (200x120x200 mm); without flange plate	<a href="http://www.wago.com/850-814/002-000">www.wago.com/850-814/002-000</a>
	<b>Item no.: 850-815/002-000</b> IP65 enclosure; Sheet steel (RAL 7035); WxHxD (300x120x200 mm); without flange plate	<a href="http://www.wago.com/850-815/002-000">www.wago.com/850-815/002-000</a>
	<b>Item no.: 850-816/002-000</b> IP65 enclosure; Sheet steel (RAL 7035); WxHxD (400x120x200 mm); without flange plate	<a href="http://www.wago.com/850-816/002-000">www.wago.com/850-816/002-000</a>
	<b>Item no.: 850-817/002-000</b> IP65 enclosure; Sheet steel (RAL 7035); WxHxD (600x120x200 mm); without flange plate	<a href="http://www.wago.com/850-817/002-000">www.wago.com/850-817/002-000</a>
	<b>Item no.: 850-825</b> IP65 enclosure; Aluminium (RAL 7032); WxHxD (160x100x160 mm); 9 x M12, 4 x M20	<a href="http://www.wago.com/850-825">www.wago.com/850-825</a>
	<b>Item no.: 850-826</b> IP65 enclosure; Aluminium (RAL 7032); WxHxD (240x100x160 mm); 4 x M20, 4 x M16, 14 x M12 cable grip	<a href="http://www.wago.com/850-826">www.wago.com/850-826</a>
	<b>Item no.: 850-827</b> IP65 enclosure; Aluminium (RAL 7032); WxHxD (320x100x160 mm); 4 x M20, 8 x M16, 17 x M12 cable grip	<a href="http://www.wago.com/850-827">www.wago.com/850-827</a>
	<b>Item no.: 850-827/002-000</b> IP65 enclosure; Aluminium (RAL 7035); WxHxD (320x100x160 mm); 4 x M20, 8 x M16, 17 x M12 cable grip	<a href="http://www.wago.com/850-827/002-000">www.wago.com/850-827/002-000</a>
	<b>Item no.: 850-826/002-000</b> IP65 enclosure; Aluminium (RAL 7035); WxHxD (240x100x160 mm); 4 x M20, 4 x M16, 14 x M12 cable grip	<a href="http://www.wago.com/850-826/002-000">www.wago.com/850-826/002-000</a>
	<b>Item no.: 850-828/002-000</b> IP65 enclosure; Aluminium (RAL 7035); WxHxD (480x100x160 mm); 4 x M20, 10 x M16, 35 x M12 cable grip	<a href="http://www.wago.com/850-828/002-000">www.wago.com/850-828/002-000</a>
	<b>Item no.: 850-828</b> IP65 enclosure; Aluminium (RAL 7032); WxHxD (480x100x160 mm); 4 x M20, 10 x M16, 35 x M12 cable grip	<a href="http://www.wago.com/850-828">www.wago.com/850-828</a>
	<b>Item no.: 850-834</b> IP65 enclosure; Polyester (RAL 7032); WxHxD (164x100x164 mm); 9 x M12, 4 x M20	<a href="http://www.wago.com/850-834">www.wago.com/850-834</a>
	<b>Item no.: 850-835</b> IP65 enclosure; Polyester (RAL 7032); WxHxD (244x100x164 mm); 4 x M20, 4 x M16, 14 x M12 cable grip	<a href="http://www.wago.com/850-835">www.wago.com/850-835</a>

Subject to changes. Please also observe the further product documentation!





**Item no.:** 850-836

IP65 enclosure; Polyester (RAL 7032); WxHxD (324x100x164 mm); 4 x M20, 8 x M16, 17 x M12 cable grip

[www.wago.com/850-836](http://www.wago.com/850-836)

**Communication**

Communication cable



**Item no.:** 750-923

Configuration cable; USB connector; Length: 2.5 m

[www.wago.com/750-923](http://www.wago.com/750-923)



**Item no.:** 750-923/000-001

Configuration cable; USB connector; Length: 5 m

[www.wago.com/750-923/000-001](http://www.wago.com/750-923/000-001)

**Cables and pluggable connectors**

Connector plug



**Item no.:** 750-975

ETHERNET RJ-45 connector, IP20; ETHERNET 10/100 Mbit/s; for field assembly

[www.wago.com/750-975](http://www.wago.com/750-975)



**Item no.:** 750-978/000-012

Connector ETHERNET; RJ-45; Cat. 6A; straight; Code T568B; AWG 22; Strain relief

[www.wago.com/750-978/000-012](http://www.wago.com/750-978/000-012)



**Item no.:** 750-979/000-012

Connector ETHERNET; RJ-45; Cat. 6A; angled; Code T568B; AWG 22; Strain relief

[www.wago.com/750-979/000-012](http://www.wago.com/750-979/000-012)



**Item no.:** 750-978/000-021

Connector ETHERNET; RJ-45; Cat. 6A; straight; Code T568A; AWG 24; Strain relief

[www.wago.com/750-978/000-021](http://www.wago.com/750-978/000-021)



**Item no.:** 750-979/000-022

Connector ETHERNET; RJ-45; Cat. 6A; angled; Code T568B; AWG 24; Strain relief

[www.wago.com/750-979/000-022](http://www.wago.com/750-979/000-022)



**Item no.:** 750-978/000-022

Connector ETHERNET; RJ-45; Cat. 6A; straight; Code T568B; AWG 24; Strain relief

[www.wago.com/750-978/000-022](http://www.wago.com/750-978/000-022)



**Item no.:** 750-979/000-011

Connector ETHERNET; RJ-45; Cat. 6A; angled; Code T568A; AWG 22; Strain relief

[www.wago.com/750-979/000-011](http://www.wago.com/750-979/000-011)



**Item no.:** 750-979/000-021

Connector ETHERNET; RJ-45; Cat. 6A; angled; Code T568A; AWG 24; Strain relief

[www.wago.com/750-979/000-021](http://www.wago.com/750-979/000-021)



**Item no.:** 750-977/000-011

Connector ETHERNET; RJ-45; Cat. 6A; straight; Code T568A; AWG 22

[www.wago.com/750-977/000-011](http://www.wago.com/750-977/000-011)

Subject to changes. Please also observe the further product documentation!

WAGO GmbH & Co. KG

Hansastr. 27

32423 Minden

Phone: +49571 887-0 | Fax: +49571 887-169

Email: [info.de@wago.com](mailto:info.de@wago.com) | Web: [www.wago.com](http://www.wago.com)

Do you have any questions about our products?

We are always happy to take your call at +49 (571) 887-44222.



**Item no.: 750-978/000-011**  
Connector ETHERNET; RJ-45; Cat. 6A; straight; Code T568A; AWG 22; Strain relief

[www.wago.com/750-978/000-011](http://www.wago.com/750-978/000-011)



**Item no.: 750-977/000-022**  
Connector ETHERNET; RJ-45; Cat. 6A; straight; Code T568B; AWG 24

[www.wago.com/750-977/000-022](http://www.wago.com/750-977/000-022)



**Item no.: 750-977/000-012**  
Connector ETHERNET; RJ-45; Cat. 6A; straight; Code T568B; AWG 22

[www.wago.com/750-977/000-012](http://www.wago.com/750-977/000-012)



**Item no.: 750-977/000-021**  
Connector ETHERNET; RJ-45; Cat. 6A; straight; Code T568A; AWG 24

[www.wago.com/750-977/000-021](http://www.wago.com/750-977/000-021)

### Marking accessories

#### Marker carrier



**Item no.: 750-103**  
Group marker carrier

[www.wago.com/750-103](http://www.wago.com/750-103)

#### Marker



**Item no.: 2009-145/000-006**  
Mini-WSB Inline; for Smart Printer; 1700 pieces on roll; stretchable 5 - 5.2 mm; plain; snap-on type; blue

[www.wago.com/2009-145/000-006](http://www.wago.com/2009-145/000-006)



**Item no.: 2009-145**  
Mini-WSB Inline; for Smart Printer; 1700 pieces on roll; stretchable 5 - 5.2 mm; plain; snap-on type; white

[www.wago.com/2009-145](http://www.wago.com/2009-145)



**Item no.: 2009-145/000-002**  
Mini-WSB Inline; for Smart Printer; 1700 pieces on roll; stretchable 5 - 5.2 mm; plain; snap-on type; yellow

[www.wago.com/2009-145/000-002](http://www.wago.com/2009-145/000-002)



**Item no.: 2009-145/000-007**  
Mini-WSB Inline; for Smart Printer; 1700 pieces on roll; stretchable 5 - 5.2 mm; plain; snap-on type; gray

[www.wago.com/2009-145/000-007](http://www.wago.com/2009-145/000-007)



**Item no.: 2009-145/000-005**  
Mini-WSB Inline; for Smart Printer; 1700 pieces on roll; stretchable 5 - 5.2 mm; plain; snap-on type; red

[www.wago.com/2009-145/000-005](http://www.wago.com/2009-145/000-005)



**Item no.: 2009-145/000-012**  
Mini-WSB Inline; for Smart Printer; 1700 pieces on roll; stretchable 5 - 5.2 mm; plain; snap-on type; orange

[www.wago.com/2009-145/000-012](http://www.wago.com/2009-145/000-012)






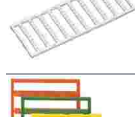
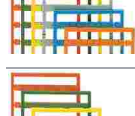
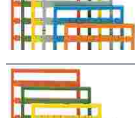
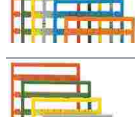
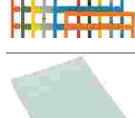




**Item no.: 2009-145/000-023**  
Mini-WSB Inline; for Smart Printer; 1700 pieces on roll; stretchable 5 - 5.2 mm; plain; snap-on type; green

[www.wago.com/2009-145/000-023](http://www.wago.com/2009-145/000-023)








**Item no.: 2009-145/000-024**

Subject to changes. Please also observe the further product documentation!









	Mini-WSB Inline; for Smart Printer; 1700 pieces on roll; stretchable 5 - 5.2 mm; plain; snap-on type; violet	<a href="http://www.wago.com/2009-145/000-024">www.wago.com/2009-145/000-024</a>
	<b>Item no.: 248-501/000-006</b> Mini-WSB marking card; as card; not stretchable; plain; snap-on type; blue	<a href="http://www.wago.com/248-501/000-006">www.wago.com/248-501/000-006</a>
	<b>Item no.: 248-501/000-007</b> Mini-WSB marking card; as card; not stretchable; plain; snap-on type; gray	<a href="http://www.wago.com/248-501/000-007">www.wago.com/248-501/000-007</a>
	<b>Item no.: 248-501/000-002</b> Mini-WSB marking card; as card; not stretchable; plain; snap-on type; yellow	<a href="http://www.wago.com/248-501/000-002">www.wago.com/248-501/000-002</a>
	<b>Item no.: 248-501/000-012</b> Mini-WSB marking card; as card; not stretchable; plain; snap-on type; orange	<a href="http://www.wago.com/248-501/000-012">www.wago.com/248-501/000-012</a>
	<b>Item no.: 248-501</b> Mini-WSB marking card; as card; not stretchable; plain; snap-on type; white	<a href="http://www.wago.com/248-501">www.wago.com/248-501</a>
	<b>Item no.: 248-501/000-017</b> Mini-WSB marking card; as card; not stretchable; plain; snap-on type; light green	<a href="http://www.wago.com/248-501/000-017">www.wago.com/248-501/000-017</a>
	<b>Item no.: 248-501/000-005</b> Mini-WSB marking card; as card; not stretchable; plain; snap-on type; red	<a href="http://www.wago.com/248-501/000-005">www.wago.com/248-501/000-005</a>
	<b>Item no.: 248-501/000-024</b> Mini-WSB marking card; as card; not stretchable; plain; snap-on type; violet	<a href="http://www.wago.com/248-501/000-024">www.wago.com/248-501/000-024</a>
	<b>Item no.: 248-501/000-023</b> Mini-WSB marking card; as card; not stretchable; plain; snap-on type; green	<a href="http://www.wago.com/248-501/000-023">www.wago.com/248-501/000-023</a>
	<b>Item no.: 750-100</b> Marker card; as a DIN A4 sheet; plain	<a href="http://www.wago.com/750-100">www.wago.com/750-100</a>
Group marker carrier		
	<b>Item no.: 750-106</b> Group marker carrier	<a href="http://www.wago.com/750-106">www.wago.com/750-106</a>

Subject to changes. Please also observe the further product documentation!

## Shield termination

Shield clamping saddles		
	<b>Item no.: 790-116</b> Shield clamping saddle; 19 mm wide; diameter of compatible conductor; 7 ... 16 mm	<a href="http://www.wago.com/790-116">www.wago.com/790-116</a>
	<b>Item no.: 790-124</b> Shield clamping saddle; 27 mm wide; diameter of compatible conductor; 6 ... 24 mm	<a href="http://www.wago.com/790-124">www.wago.com/790-124</a>
	<b>Item no.: 790-108</b> Shield clamping saddle; 11 mm wide; diameter of compatible conductor; 3 ... 8 mm	<a href="http://www.wago.com/790-108">www.wago.com/790-108</a>
	<b>Item no.: 790-140</b> Shield clamping saddle; diameter of compatible conductor	<a href="http://www.wago.com/790-140">www.wago.com/790-140</a>
	<b>Item no.: 790-216</b> Shield clamping saddle; 21.8 mm wide; 6 ... 16 mm	<a href="http://www.wago.com/790-216">www.wago.com/790-216</a>
	<b>Item no.: 790-220</b> Shield clamping saddle; 30 mm wide; 6 ... 20 mm	<a href="http://www.wago.com/790-220">www.wago.com/790-220</a>
	<b>Item no.: 790-208</b> Shield clamping saddle; 12.4 mm wide; 3 ... 8 mm	<a href="http://www.wago.com/790-208">www.wago.com/790-208</a>

## Carrier rail

Mounting accessories		
	<b>Item no.: 210-197</b> Steel carrier rail; 35 x 15 mm; 1.5 mm thick; 2 m long; slotted; similar to EN 60715; silver-colored	<a href="http://www.wago.com/210-197">www.wago.com/210-197</a>
	<b>Item no.: 210-198</b> Copper carrier rail; 35 x 15 mm; 2.3 mm thick; 2 m long; unslotted; according to EN 60715; copper-colored	<a href="http://www.wago.com/210-198">www.wago.com/210-198</a>
	<b>Item no.: 210-504</b> Steel carrier rail; 35 x 7.5 mm; 1 mm thick; 2 m long; slotted; galvanized; according to EN 60715; silver-colored	<a href="http://www.wago.com/210-504">www.wago.com/210-504</a>
	<b>Item no.: 210-505</b> Steel carrier rail; 35 x 7.5 mm; 1 mm thick; 2 m long; unslotted; galvanized; according to EN 60715; silver-colored	<a href="http://www.wago.com/210-505">www.wago.com/210-505</a>
	<b>Item no.: 210-506</b> Steel carrier rail; 35 x 15 mm; 1.5 mm thick; 2 m long; unslotted; galvanized; similar to EN 60715; silver-colored	<a href="http://www.wago.com/210-506">www.wago.com/210-506</a>
	<b>Item no.: 210-508</b> Steel carrier rail; 35 x 15 mm; 1.5 mm thick; 2 m long; slotted; galvanized; similar to EN 60715; silver-colored	<a href="http://www.wago.com/210-508">www.wago.com/210-508</a>
	<b>Item no.: 210-113</b> Steel carrier rail; 35 x 7.5 mm; 1 mm thick; 2 m long; unslotted; according to EN 60715; silver-colored	<a href="http://www.wago.com/210-113">www.wago.com/210-113</a>
	<b>Item no.: 210-118</b> Steel carrier rail; 35 x 15 mm; 2.3 mm thick; 2 m long; unslotted; according to EN 60715; silver-colored	<a href="http://www.wago.com/210-118">www.wago.com/210-118</a>

Subject to changes. Please also observe the further product documentation!



**Item no.: 210-112**

Steel carrier rail; 35 x 7.5 mm; 1 mm thick; 2 m long; slotted; according to EN 60715; "Hole width 25 mm; [www.wago.com/210-112](http://www.wago.com/210-112)  
silver-colored



**Item no.: 210-114**

Steel carrier rail; 35 x 15 mm; 1.5 mm thick; 2 m long; unslotted; similar to EN 60715; silver-colored [www.wago.com/210-114](http://www.wago.com/210-114)



**Item no.: 210-115**

Steel carrier rail; 35 x 7.5 mm; 1 mm thick; 2 m long; slotted; according to EN 60715; "Hole width 18 mm; [www.wago.com/210-115](http://www.wago.com/210-115)  
silver-colored



**Item no.: 210-196**

Aluminum carrier rail; 35 x 8.2 mm; 1.6 mm thick; 2 m long; unslotted; similar to EN 60715; silver-colored [www.wago.com/210-196](http://www.wago.com/210-196)

**Software**

Basic version



**Item no.: 759-333**

WAGO-I/O-PRO [www.wago.com/759-333](http://www.wago.com/759-333)



**Item no.: 759-333/000-923**

WAGO-I/O-PRO; USB-Set [www.wago.com/759-333/000-923](http://www.wago.com/759-333/000-923)

**Downloads**

**Documentation**

**Manual**

System Manual WAGO I/O System 750/753 Decentralized Automation Technology	V 3.3.0 2023 May 4	pdf 8.8 MB	Download
Product Manual WAGO MODBUS Master Configurator for configuration of MODBUS networks in WAGO-I/O-PRO (CODESYS)	V 1.1.0	pdf 1.8 MB	Download
Product Manual ETHERNET-MR/SD-Fieldbus Controller 32-bit CPU, multitasking, with memory card slot	V 1.4.0	pdf 15.5 MB	Download
System Manual Series 750/753 Online HTML		URL	Download

**Bid Text**

750-885 X81 - Datei	2019 Feb 19	xml 7.8 kB	Download
750-885	2015 May 19	doc	Download

Subject to changes. Please also observe the further product documentation!



doc - Datei			32.3 kB
-------------	--	--	---------

### Instruction Leaflet

CCC Ex (Additional information) WAGO-I/O-SYSTEM *750-****/*	2023 Apr 26	pdf 163.6 kB	Download
--	-------------	-----------------	----------

### System Description

750 Controller, General Product Information		pdf 519.7 kB	Download
---	--	-----------------	----------

Overview on WAGO-I/O-SYSTEM 750 approvals		pdf 789.0 kB	Download
---	--	-----------------	----------

### Additional Information

Disposal and Recycling Electrical and electronic equipment, Batteries, Packaging	V 1.1.0 2022 Aug 18	pdf 2.2 MB	Download
---	------------------------	---------------	----------

### Application Notes

#### Application Note CoDeSys 2.3

Application Note: MpBus_03 Library This Application Note explains how a WAGO fieldbus controller sets up communication to the MP-bus actuators via the MP-bus master module (750-643).	2020-08-14 2020 Aug 14	zip 526.0 kB	Download
---	---------------------------	-----------------	----------

Connection of Thermokon Multi-function room control units WRF 08 The fundamental way of carrying out the communication between the WAGO I/O System and the multi-function room operating panel (WRF08 RS485 Modbus) from Thermokon is described in this application note.	10.04.2019 2019 Apr 10	zip 876.4 kB	Download
--	---------------------------	-----------------	----------

Connection of Thermokon Multi-function room control units WRF 06 The fundamental method of setting up communication between the WAGO I/O System and the multi-function room operating panel (WRF06 RS485 Modbus) from Thermokon is described in this application note.	10.04.2019 2019 Apr 10	zip 845.9 kB	Download
---	---------------------------	-----------------	----------

HART Tool Routing via ETHERNET with 750-820x/750-88x and CODESYS 2.3 (a116120) This application note describes how to set up asset management systems, which facilitate simple, efficient configuration of HART field devices. With the Cerabar PMC51 (Endress+Hauser) as an example, a connection is established from any HART sensor to a WAGO PROFIBUS Controller and a WAGO ETHERNET Fieldbus Coupler. The configuration is made with the asset management software WAGOframe, PACTware und FieldCare.	1.0.0 2019 Mar 22	pdf 3.9 MB	Download
---	----------------------	---------------	----------

Subject to changes. Please also observe the further product documentation!

WAGO GmbH & Co. KG  
Hansastr. 27  
32423 Minden  
Phone: +49571 887-0 | Fax: +49571 887-169  
Email: [info.de@wago.com](mailto:info.de@wago.com) | Web: [www.wago.com](http://www.wago.com)

Do you have any questions about our products?  
We are always happy to take your call at +49 (571) 887-44222.



HVAC System Macros WAGO provides system macros for HVAC applications that are based on Building_HVAC_03.lib.	10.03.2017 2019 Mar 15	zip 13.6 MB	Download
Using the web visualization with Java™ runtime environment (JRE, JVM) 7 update 51 (7u51) (a500690) Oracle announced an update (7u51) for their Java™ runtime environment for the 14th of January 2014 which might have an impact on the use of the WAGO web visualization with Controller, PERSPECTO CP devices and WAGO-IO-IPCs. For more details please have a look into our application note.	1.2.4 2019 Feb 26	zip 5.0 MB	Download
Anbindung der HKW-Elektronik Wetterprognose-Station WS-K xx T ModBus Dieser Anwendungshinweis beschreibt, wie die Kommunikation zwischen dem WAGO-I/O-System und einer HKW-Elektronik Wetterprognose-Station Kompakt realisiert werden kann.	1.1 2017 Jul 7	zip 781.1 kB	Download
Application Note: DMX_02 This application note describes how a DMX master for DMX device control can be performed via 750-652 serial interface.	26.04.2017 2017 Apr 26	zip 751.0 kB	Download
GRUNDFOS GENIbus interface, application note This application note describes how communication between the WAGO-I/O-SYSTEM and the Grundfos MAGNA series circulation pumps can be performed via GENIbus interface.	20.03.2017 2017 Mar 20	zip 286.6 kB	Download
Application Note: EnOcean_06 Library This application note describes how communication between the WAGO-I/O-SYSTEM and different EnOcean wireless sensors can be implemented using the EnOcean_06.lib library.	30.11.2016 2016 Nov 30	zip 842.0 kB	Download
Application Note Library ModuleAccess_01 These instructions describe the use of the ModuleAccess_01.lib library using 4 examples.	05.01.2016 2016 Jan 29	zip 1.0 MB	Download
HLK-Anlagenmakros für TRIC In dieser Zip-Datei finden Sie Vorlagen und Makros für die Planungssoftware TRIC. TRIC ist ein Werkzeug für Planer und Errichter von HLK-Anlagen, das den Richtlinien der VOB, VDI und DIN EN ISO entspricht.	2015-07-10 2015 Jul 10	zip 76.8 MB	Download
Application Note for the 750-494 3-Phase Power Measurement Module The application note for the 3-Phase Power Measurement Module 750-494 shows how the measured values of the power measurement module can be read. It is also shown how the power module can be configured using the WAGO-I/O-PRO- V2.3 visualization tool.	24.01.2014 2014 Nov 11	zip 1.7 MB	Download
Application Note for the 750-495 3-Phase Power Measurement Module Subject to changes. Please also observe the further product documentation!	24.01.2014	zip	Download



The application note for the 3-Phase Power Measurement Module 750-495 shows how the measured values of the power measurement module can be read. It is also shown how the power module can be configured using the WAGO-I/O-PRO- V2.3 visualization tool.	2014 Jan 24	1.8 MB	
<p>Connection of a Thermokon Thanos SR L MODBUS room control unit to the WAGO-I/O-SYSTEM</p> <p>The fundamental method of setting up communication between the WAGO I/O System and the Thanos SR L MODBUS room operating panel from Thermokon is described in this application note.</p>	02.05.2013 2013 May 13	zip 313.2 kB	Download
<p>Connection of DMX devices to the WAGO-I/O-SYSTEM via the ArtNet-DMX STAGE-PROFI 1.1</p> <p>This application note describes connecting the ArtNet-DMX STAGE-PROFI 1.1 to the WAGO-I/O-SYSTEM. The ArtNet-DMX STAGE-PROFI 1.1 can be operated as a DMX master and a DMX slave.</p>	11.01.2013 2013 Jan 11	zip 1.5 MB	Download
<p>Application Note PowerMeasurement_03 Library</p> <p>This application note describes how current, voltage, effective power, power factor and energy consumption can be measured using 3-phase power measurement modules (750-493).</p>	19.01.2011 2012 Mar 19	zip 954.5 kB	Download
<p>Application Note DaylightSaving</p> <p>This Application Note explains how automatic switching between standard/daylight savings time can be implemented on the Ethernet fieldbus controller 750-841, starting from Firmware version 11.</p>	02.04.07 2011 Nov 8	zip 682.4 kB	Download
<p>Application Note Connecting with an iPod Touch</p> <p>This Application Note explains the basic procedures for access to the WAGO Ethernet Controller 750-8xx or the WAGO Ethernet Coupler 750-3xx using an iPod Touch.</p>	30.03.2011 2011 Oct 28	zip 439.1 kB	Download
<p>Application Note Weather Station Elsner P03 Modbus</p> <p>This application note describes how communication can be set up between the WAGO I/O System and the ELSNER P03/3 weather station with a Modbus interface.</p>	01.12.2011 2011 Oct 28	zip 275.6 kB	Download
<p>Application Note Scheduler_03.lib</p> <p>This application note describes different applications of the Scheduler_03.lib library.</p>	20.05.2011 2011 May 20	zip 1.8 MB	Download

## Libraries

### Library

ModuleAccess_01.lib	1.8.7 2020 Jan 27	zip 2.2 MB	Download
The ModuleAccess_01 library provides both module configuration and access to its process data within a CoDeSys project without the use of WAGO I/O Check.			

Subject to changes. Please also observe the further product documentation!





WagoLibConfigETH_01	1.0.0	pdf	Download
The library WagoLibConfigETH_01.lib library provides function blocks for accessing the device configuration (e.g., network settings, data and time, ongoing services) of the fieldbus controllers ETHERNET.		390.6 kB	

## Engineering-Software

### Configuration and Commissioning Software

(759-316) WAGO Ethernet Settings / Serie 750	06.18.01.01 2023 Feb 28	zip 27.3 MB	Download
WAGO-IO-PRO Demo-Version (759-912) / Serie 750, 758 und 762	V 2.3.9.68 2022 Feb 17	zip 125.5 MB	Download
Für ein Firmwareupdate können Sie sich jederzeit an den Support wenden.			

### Desktop Application

WAGOUpload		URL	Download
WAGOUpload is a stand-alone PC software for transferring, backing up and restoring PLC applications on WAGO 750 Series controllers.			

## Runtime Software

### Firmware

0750-0885, Controller ETHERNET	V 16 2021 Jul 27	zip 8.2 MB	Download
WAGO_FW0750-0885_V010725_IX16_S			

## CAD/CAE-Data

### CAE data

WSCAD Universe 750-885		URL	Download
ZUKEN Portal 750-885		URL	Download
EPLAN Data Portal 750-885		URL	Download

### CAD data

2D/3D Models 750-885		URL	Download
----------------------	--	-----	----------

Subject to changes. Please also observe the further product documentation!



## Environmental Product Compliance

### Compliance Search

Environmental Product Compliance 750-885

URL

Download

Controller ETHERNET; 3rd Generation; SD Card Slot; Media Redundancy

---

## Installation Notes

### Product family

**Controller 750**

[Show all products from the family](#)

Subject to changes. Please also observe the further product documentation!

---

WAGO GmbH & Co. KG

Hansastr. 27

32423 Minden

Phone: +49571 887-0 | Fax: +49571 887-169

Email: [info.de@wago.com](mailto:info.de@wago.com) | Web: [www.wago.com](http://www.wago.com)

Do you have any questions about our products?

We are always happy to take your call at +49 (571) 887-44222.