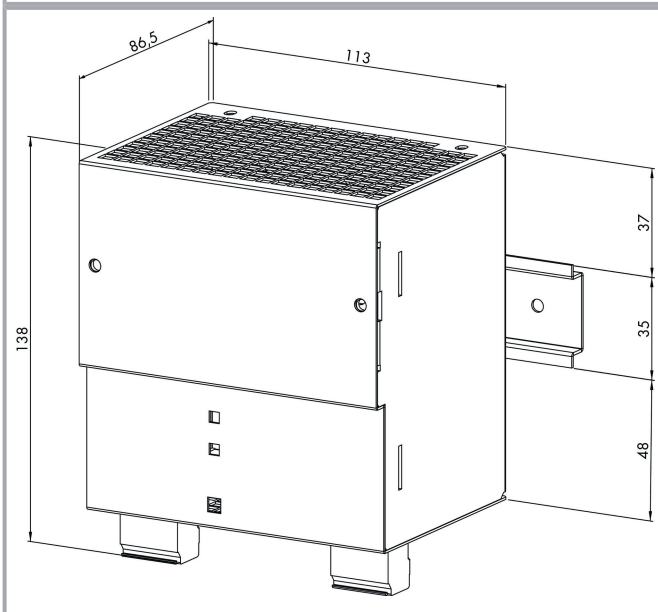
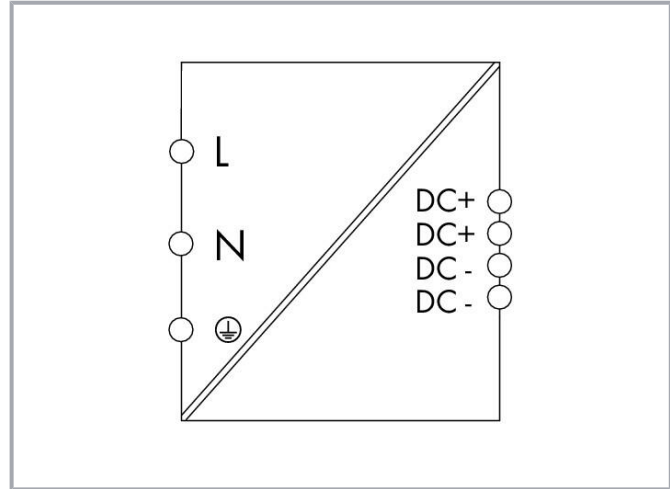


Data sheet | Item number: 787-632 **DISCONTINUED**

Switched-mode power supply; Classic; 1-phase; 24 VDC output voltage; 10 A output current; 2,50 mm²



www.wago.com/787-632



Subject to changes. Please also observe the further product documentation!

WAGO GmbH & Co. KG
Hansastr. 27
32423 Minden
Phone: +49571 887-0 | Fax: +49571 887-169
Email: info.de@wago.com | Web: www.wago.com

Do you have any questions about our products?
We are always happy to take your call at +49 (571) 887-44222.

X This item has been discontinued and is no longer available as of 01.10.2020.

Successor model



Item no.787-732

Power supply; Eco; 1-phase; 24 VDC output voltage; 10 A output current; DC-OK LED; 4,00 mm²

www.wago.com/787-732



Item no.787-1632

Switched-mode power supply; Classic; 1-phase; 24 VDC output voltage; 10 A output current; TopBoost; DC OK contact

www.wago.com/787-1632

Item description

For this item, a successor is available: 787-1632 or 787-732

- Switched-mode power supply
- Suitable for protection class I equipment
- Suitable for both parallel and series operation
- Natural convection cooling when horizontally mounted
- Encapsulated for use in control cabinets
- Electrically isolated output voltage (SELV) per EN 60950-1/UL 60950

Data

Technical data

Input

Phases	1
Nominal input voltage $U_{i\text{nom}}$	1 x AC 110 ... 240 V; DC 100 ... 300 V
Input voltage range	1 x AC 85 ... 264 V; DC 90 ... 350 V
Input voltage derating	-2 %/V (< 97 VAC)
Nominal mains frequency range	50 ... 60 Hz; 0 Hz
Input current I_i	≤ 2 A (230 VAC)
Inrush current	≤ 60 A
Power factor correction (PFC)	Passive
Mains failure hold-up time	≥ 20 ms (230 VAC)

Output

Nominal output voltage $U_{o\text{nom}}$	DC 24 V (SELV)
Output voltage range	DC 22.8 ... 28.8 V (adjustable)

Subject to changes. Please also observe the further product documentation!



Nominal output current $I_{o\ nom}$	10 A (24 VDC)
Residual ripple	≤ 200 mV (peak-to-peak)
Current limitation	$1.2 \times I_{o\ nom}$ (typ.)
Overload behavior	Constant current

Signaling and Communication

Operation status indicator	Green LED (24 V OK) Red LED (overload)
----------------------------	---

Efficiency/power losses

Power loss P_l	≤ 26.9 W
Power loss (max.) $P_{l\ (max.)}$	32.6 W (90 VAC / 24 VDC; 10 A)
Efficiency (typ.)	88 %

Circuit protection

Internal fuse	T 6.3 A / 250 VAC
Backup fusing (required)	An external DC fuse is required for the DC input voltage.
Backup fusing (recommended)	Circuit breaker: C10 or B16

Safety and protection

Isolation voltage (sec.-PE)	DC 0.7 kV
Protection class	I
Protection type	IP20; per EN 60529
Pollution degree	2
Transient suppression (primary)	Varistor
Overvoltage protection; secondary	Internal protective circuit ≤ 33 VDC (in the event of a fault)
Short-circuit-protected	Yes
Open-circuit-proof	Yes
Parallel operation	Yes
Series operation	Yes

Connection data

Connection type 1	Input/Output
Connection technology	CAGE CLAMP®

Subject to changes. Please also observe the further product documentation!



WAGO connector	WAGO 231 Series
Solid conductor	0.08 ... 2.5 mm ² / 28 ... 12 AWG
Fine-stranded conductor	0.08 ... 2.5 mm ² / 28 ... 12 AWG
Strip length	8 ... 9 mm / 0.31 ... 0.35 inches
Note (conductor cross-section)	12 AWG: THHN, THWN

Physical data

Width	115 mm / 4.528 inches
Height from upper-edge of DIN-rail	87 mm / 3.425 inches
Depth from upper-edge of DIN-rail	140 mm / 5.512 inches

Mechanical Data

Mounting type	DIN-35 rail
---------------	-------------

Material Data

Fire load	10.1 MJ
Weight	950 g

Environmental requirements

Ambient temperature (operation)	-10 ... +70 °C
Ambient temperature (storage)	-25 ... +85 °C
Relative humidity	30 ... 85 % (no condensation permissible)
Derating	-3 %/K (> 50 °C)

Standards and specifications

Conformity marking	CE
Standards/specifications	EN 60950-1 EN 61204-3 UL 60950 UL 508 DNV

Commercial data

Product Group	6 (INTERFACE ELECTRONIC)
eCl@ss 10.0	27-04-07-01
eCl@ss 9.0	27-04-07-01
ETIM 8.0	EC002540

Subject to changes. Please also observe the further product documentation!

WAGO GmbH & Co. KG
Hansastr. 27
32423 Minden
Phone: +49571 887-0 | Fax: +49571 887-169
Email: info.de@wago.com | Web: www.wago.com

Do you have any questions about our products?
We are always happy to take your call at +49 (571) 887-44222.






ETIM 7.0	EC002540
PU (SPU)	1 pcs
Packaging type	box
Country of origin	DE
GTIN	4045454435370
Customs tariff number	85044083900
End of Sale	2020-10-01
End of Production	2020-10-06
End of Delivery	2020-10-16
End of Service and Repair	2022-10-01


Environmental Product Compliance

RoHS Compliance Status	Compliant, No Exemption
------------------------	-------------------------

Approvals / Certificates**General approvals**

Logo	Approval	Additional Approval Text	Certificate name
	EAC Brjansker Zertifizierungsstelle	TP TC 004/2011, TP TC 020/2011	EAC RU C-DE.AM02.B. 00089_19
	UL Underwriters Laboratories Inc.	UL 60950-1	E255815
	UL Underwriters Laboratories Inc.	UL 508	E255817

Declarations of conformity and manufacturer's declarations

Logo	Approval	Additional Approval Text	Certificate name
	EU-Declaration of Conformity WAGO GmbH & Co. KG	-	-

Approvals for marine applications


Certificate

Subject to changes. Please also observe the further product documentation!

WAGO GmbH & Co. KG
Hansastr. 27
32423 Minden
Phone: +49571 887-0 | Fax: +49571 887-169
Email: info.de@wago.com | Web: www.wago.com

Do you have any questions about our products?
We are always happy to take your call at +49 (571) 887-44222.



Logo	Approval	Additional Approval Text		name
	DNV GL Det Norske Veritas, Germanischer Lloyd	-		TAA00002J6

Downloads

Documentation

Bid Text

787-632 X81 - Datei	2019 Jun 13	xml 7.1 kB	Download
787-632 docx - Datei	2019 Jun 13	docx 21.4 kB	Download

Instruction Leaflet

Primär getaktete Stromversorgungen CLASSIC DC 24 V, 10 A		pdf 366.0 kB	Download
---	--	-----------------	----------

Additional Information

Disposal and Recycling Electrical and electronic equipment, Batteries, Packaging	V 1.1.0 2022 Aug 18	pdf 2.2 MB	Download
---	------------------------	---------------	----------

CAD/CAE-Data

CAD data

2D/3D Models 787-632		URL	Download
----------------------	--	-----	----------

CAE data

EPLAN Data Portal 787-632		URL	Download
WSCAD Universe 787-632		URL	Download
ZUKEN Portal 787-632		URL	Download

Environmental Product Compliance

Subject to changes. Please also observe the further product documentation!

WAGO GmbH & Co. KG
Hansastr. 27
32423 Minden
Phone: +49571 887-0 | Fax: +49571 887-169
Email: info.de@wago.com | Web: www.wago.com

Do you have any questions about our products?
We are always happy to take your call at +49 (571) 887-44222.



Compliance Search

Environmental Product Compliance 787-632

URL

Download

Switched-mode power supply; Classic; 1-phase; 24 VDC output voltage; 10 A output current; 2,50 mm²

Installation Notes

Product family

Classic

EPSITRON® CLASSIC POWER: The Robust Power Supply – with Integrated TopBoost (Optional)

[Show all products from the family](#)

Subject to changes. Please also observe the further product documentation!

WAGO GmbH & Co. KG

Hansastr. 27

32423 Minden

Phone: +49571 887-0 | Fax: +49571 887-169

Email: info.de@wago.com | Web: www.wago.com

Do you have any questions about our products?

We are always happy to take your call at +49 (571) 887-44222.