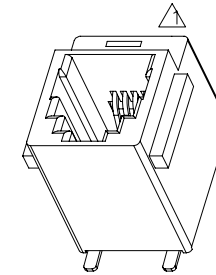
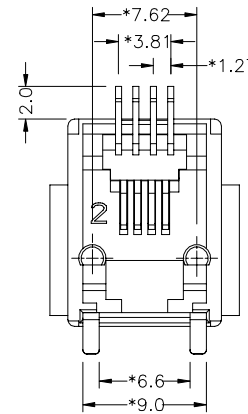
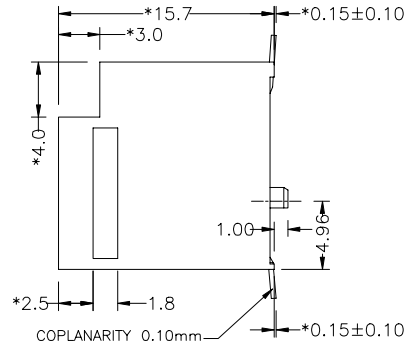
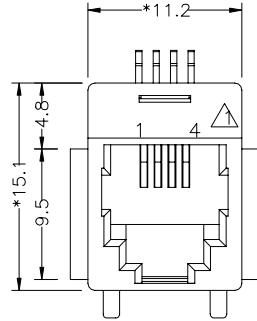


REVISION RECORD				
REV	ECO	DESCRIPTION	DRFT	CHKD
△		NOTES MODIFY	ANKUE 08/07/06	



**NOTES:**

ELECTRICAL:

- 1. VOLTAGE RATING : 150 VAC RMS.
- 2. CURRENT RATING : 1.5 AMP.
- 3. CONTACT RESISTANCE : 30 MILLIOHMS MAX.
- 4. INSULATION RESISTANCE: 1000 MEGOHMS MIN @ 500 VDC.
- 5. DIELECTRIC STRENGTH : 1000 VAC RMS 60Hz, 1MIN.

MECHANICAL:

- 1. HOUSING MATERIAL : NYLON+GF30% UL94V-0.
- HOUSING COLOR : BLACK
- 2. CONTACT MATERIAL : PHOSPHOR BRONZE T=0.35mm.
- 3. PLATING : GOLD PLATING OVER NICKEL
- 4. OPERATING LIFE : 750 CYCLES MIN.
- 5. PCB RETENTION PRE-SOLDER : 1 LB MIN.
- 6. PCB RETENTION POST-SOLDER: 10 LBS MIN.

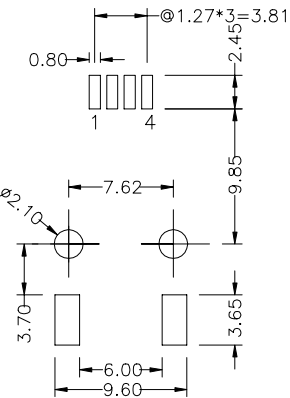
ENVIRONMENTAL:

- 1. STORAGE : -40°C TO +85°C.
- 2. OPERATION : -40°C TO +85°C.
- 3. IR REFLOW PEAK SOLDERING TEMPERATURE : 255~265°C 5~10 SECONDS
- 4. RoHS COMPLIANT.

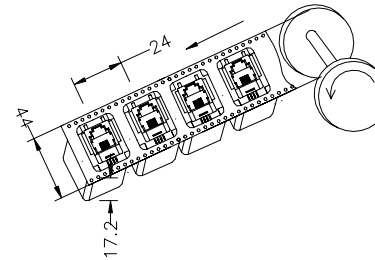
MATES WITH MODULAR PLUG CONFORMING TO FCC PART 68, SUBPART F.

RoHS PART NUMBER: E5244-7007SX-L

1- 3u" 2- 6u" 3-15u"  
4-30u" 5-50u"



PCB LAYOUT COMPONENT SIDE SHOWN



DETACHED LISTS	MM (INCH)	DFTO ANKUE	DATE 06/28/06'
	TOLERANCES EXCEPT AS NOTED	CHKD YICAN	DATE 2006/8/7
	MM	MFO	DATE
	.0 ± 0.2	APPVLLUSHENG	DATE 2006/8/7
	.00 ± 0.15		
		MATERIAL :	
		ANGLES ± 0.5	QT'Y :
		THIRD ANGLE PROJECTION	FINISH :
			SCALE : 1:4

		<b>RoHS Compliant</b>	
<b>FULL RISE ELECTRONIC CO., LTD</b>			
TITLE <b>TOP ENTRY PCB JACK 4P SMT</b>			
DRAWING NO. GE523A34-LA		SIZE <b>A3</b>	REV <b>1</b>
/PART NO. SEE NOTE		DO NOT SCALE DRAWING	
SHEET		OF	