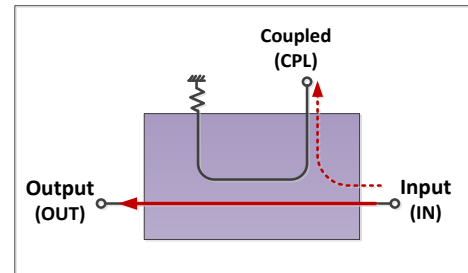




RoHS Compliant

Electrical schematic

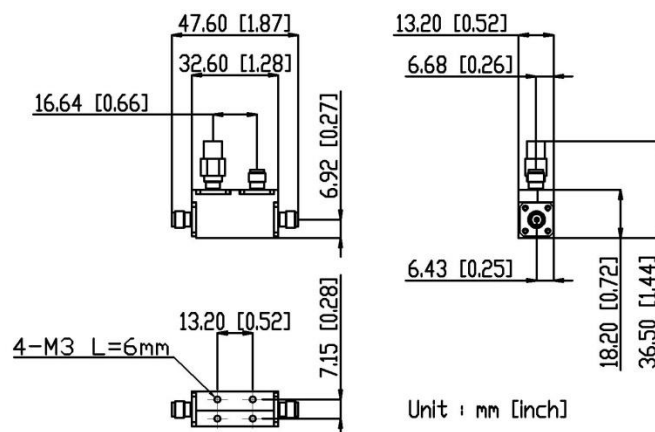


Electrical Specifications

Parameter	Unit	Frequency (GHz)	Min.	Typ.	Max.	
Nominal Coupling	dB	4 – 8	8.75	10	11.25	
Coupling Flatness				±0.6	±0.8	
Directivity			23	27		
Main Line VSWR	:1			1.15	1.25	
Coupled Line VSWR				1.15	1.25	
Insertion Loss (Excluding Coupling Loss)	dB				0.8	1.1
Average Power Handling	W					20

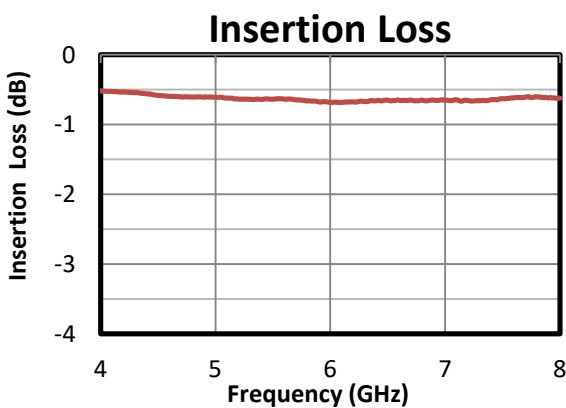
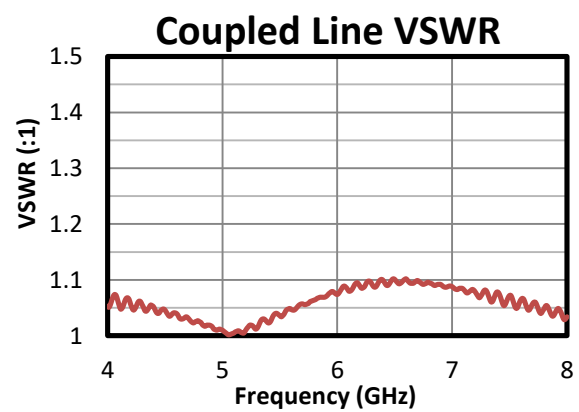
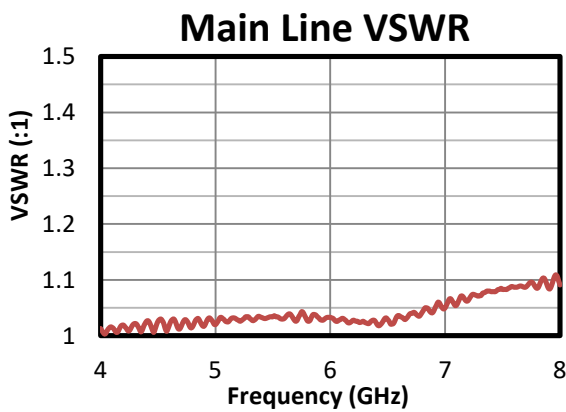
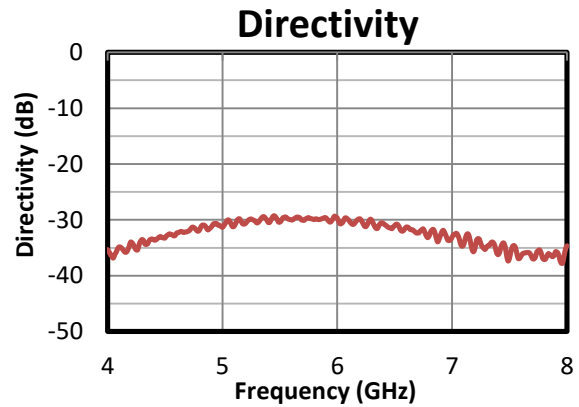
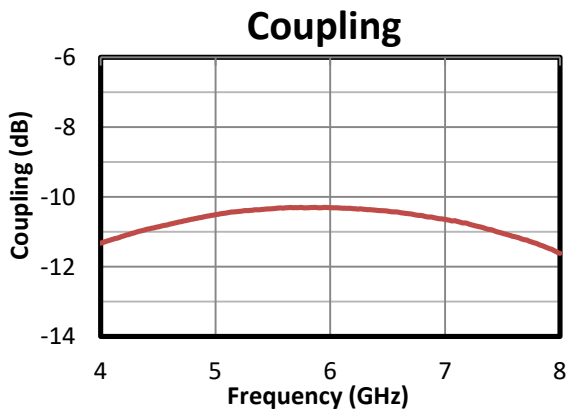
Operated in 50Ω system, 25°C environment.

Outline Drawing



Connectors: SMA Female

Typical Performance



Typical performance S-parameter file: <https://www.amtery.com/en/goods-55>

For each S/N S-parameter file, go to <https://www.amtery.com/en/downloads>

Note: Specifications are subject to change without notice.