



300W Eighth Brick Converter

Features

- ◆ Standard Eighth Brick Footprint
- ◆ 36-75VDC Input
- ◆ 12V Nominal Output
- ◆ Through Hole Mounting
- ◆ 2250VDC Basic Isolation
- ◆ Digital adaptive control for fast transient response
- ◆ High Operating Efficiency (up to 94.6%)
- ◆ Constant Switching Frequency
- ◆ Baseplate Cooled



Key Market Segments & Applications



Specifications		iEH300	
Model		iEH300	
Nominal Output Voltage	VDC	10.8	12
Input Voltage Range	VDC	36-75*	
Ripple & Noise (max) (pk-pk) (1)	mV	150	120
Line Regulation (max)	mV	50	60
Load Regulation (max)	mV	100	60
Overload Protection Threshold (3)	A	36	29.5
Overvoltage Protection (Typ) (2)	VDC	13.1	14.8
Overtemperature Protection (3)	-	Yes	
Remote On / Off	-	Negative Logic	
Temperature (operating)	°C	-40 to 124	-40 to 130
Temperature (storage)	°C	-55 to 125	
Humidity (operating)	%RH	20-95% RH Non condensing	
Humidity (storage)	%RH	10-95% RH Non condensing	
Cooling	-	Conduction, convection or forced air (see detailed datasheet for derating)	
Isolation Voltage	VDC	2250VDC Input to Output, 1500VDC Input to Baseplate	
Vibration (non operating)	-	5-50Hz @ 0.5g (4.9m/s ²), and 50-500Hz @ 1.5g (14.7m/s ²) per Bellcore TR-EOP-000063-5.4.4	
Shock	-	196.1m/s ²	
Safety Agency Approvals	-	UL60950 (US and Canada), CB scheme IEC 60950-1 (2nd edition) AM1, CE Mark EN 60950-1/A12	
Weight (max)	g	50	
Size	mm/in.	58.42 x 22.86 x 12.70 / 2.02 x 0.9 x 0.49	
Warranty	yrs	3 Years	

*When operating below 40V input, the module will operate, but load regulation may be out of specification.

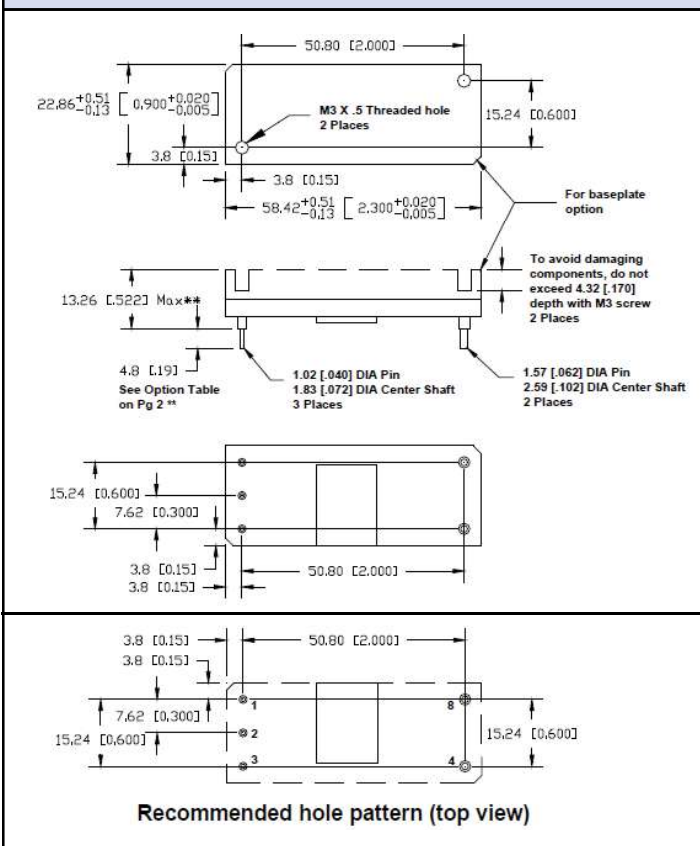
- (1) See website for detailed specification and test methods.
 (2) See model selector
 (3) Non-Latching

Model Selector

Model	Input Voltage (V)	Output Voltage (V)	Drop Share	Max. Curr. (A)	Max. Output Power (W)	Base Plate	OVP	Efficiency at Full Load (%)	Pin Length
iEH48028A108V-103-R	36-75	10.8	No	28	300	Yes	Non-Latch	94	0.145
iEH48028A108V-109-R	36-75	10.8	No	28	300	Yes	Latch	94	0.190
iEH48025A120V-003-R	36-75	12	No	25	300	No	Non-Latch	94.6	0.145
iEH48025A120V-103-R	36-75	12	No	25	300	Yes	Non-Latch	94.6	0.145
iEH48025A120V-107-R	36-75	12	No	25	300	Yes	Non-Latch	94.6	0.190
iEH48025A120V-109-R	36-75	12	No	25	300	Yes	Latch	94.6	0.190

Preferred model

Outline Drawing



Pinout

PIN	Function	PIN	Function
1	Vin (+)	5	none
2	On / Off	6	none
3	Vin (-)	7	none
4	Vo (-)	8	Vo (+)

For Additional Information, please visit us.tdk-lambda.com/lp/products/ieh-series.htm

