

4.5 dBi DualBand Embedded PCB Antenna 4,900-5,900 MHz UMCX Connector

Antennas Technical Data Sheet

PE51215

Features

- Highly efficient printed circuit board (PCB) design
- Designed for omni-directional applications
- Low profile, compact size
- IPEX, U.FL, UMCX compatible connector

Applications

- Integrate into self contained wireless equipment
- Embedded applications requiring integration flexibility
- 4.9 GHz & 5 GHz WLAN

Description

The PE51215 is a wide band 4.9-5.8 GHz omni-directional antenna designed to directly integrate into devices requiring wireless capability. By embedding these antennas directly into a device, the need for external antennas is eliminated. The omni-directional design of the PE51215 makes it ideal for multipoint and mobile wireless systems since it provides 360 degree of coverage. This antenna features a 1.13mm coax lead terminated with a U.FL/IPX connector. Custom cable lengths and connector options are also available.

Configuration

Design	PCB
Application Band	WLAN Public Safety
Band Type	Dual
Radiation Pattern	Omni Directional
Polarization	Horizontal
Cable Type	1.13mm
Cable Length	3.38 in [85.85 mm]
Connector Type	UMCX Plug
Number of Ports	1


Electrical Specifications

Description	Minimum	Typical	Maximum	Units
Frequency Range	4,900		5,900	MHz
Impedance		50		Ohms
Gain		4.5		dBi

Specifications by Band

Description	Band 1	Band 2	Band 3	Band 4	Band 5	Units
Range	4.9 to 5.9					GHz
Gain	4.5					dBi
Horizontal Beam Width	360					Degrees
Vertical Beam Width	55					Degrees

Click the following link (or enter part number in "SEARCH" on website) to obtain additional part information including price, inventory and certifications: [4.5 dBi DualBand Embedded PCB Antenna 4,900-5,900 MHz UMCX Connector PE51215](#)



4.5 dBi DualBand Embedded PCB Antenna
4,900-5,900 MHz UMCX Connector

Antennas Technical Data Sheet

PE51215

Mechanical Specifications

Size

Overall Length	0.69 in [17.53 mm]
Width	0.38 in [9.65 mm]
Height	0.03 in [0.76 mm]
Weight	0.06 lbs [27.22 g]

Compliance Certifications (see [product page](#) for current document)

Plotted and Other Data

Notes:

4.5 dBi DualBand Embedded PCB Antenna 4,900-5,900 MHz UMCX Connector from Pasternack Enterprises has same day shipment for domestic and International orders. Our RF, microwave and millimeter wave products maintain a 99.4% availability and are part of the broadest selection in the industry.

Click the following link (or enter part number in "SEARCH" on website) to obtain additional part information including price, inventory and certifications: [4.5 dBi DualBand Embedded PCB Antenna 4,900-5,900 MHz UMCX Connector PE51215](#)

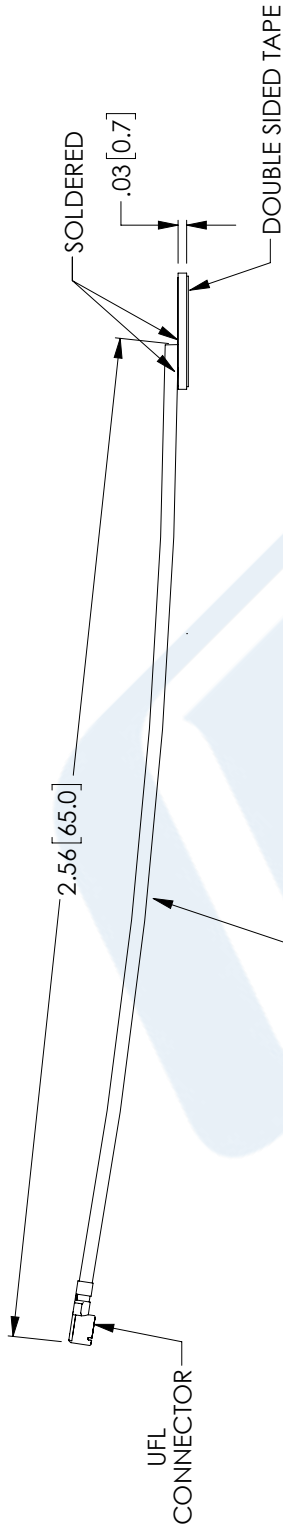
URL: <https://www.pasternack.com/dual-antenna-4.9-5.9-ghz-4.5-dbi-gain-umcx-pe51215-p.aspx>

The information contained in this document is accurate to the best of our knowledge and representative of the part described herein. It may be necessary to make modifications to the part and/or the documentation of the part, in order to implement improvements. Pasternack reserves the right to make such changes as required. Unless otherwise stated, all specifications are nominal. Pasternack does not make any representation or warranty regarding the suitability of the part described herein for any particular purpose, and Pasternack does not assume any liability arising out of the use of any part or documentation.


PE51215 CAD Drawing

4.5 dBi DualBand Embedded PCB Antenna 4,900-5,900 MHz UMCX Connector

REVISIONS			
REV.	DESCRIPTION	DATE	APPROVED
B	ADJUST LENGTH	5/5/22	KHIETPAS



1.13mm, 50 OHM LOW-LOSS COAXIAL CABLE
 JACKET: FEP
 FLEXIBLE LENGTH: 2.56 [65.0]



UNLESS OTHERWISE SPECIFIED
 LEADING DIMENSIONS ARE INCHES
 DIMENSIONS IN [] ARE MILLIMETERS

TOLERANCES:

.X = ±.2	[5.08]	FRACTIONS
.XX = ±.02	[.51]	± 1/32
.XXX = ±.005	[.13]	ANGLES ± 1°

CABLE LENGTH (L) TOLERANCES:

L ≤ 12 [305]	= +1 [25] / -0
12 [305] < L ≤ 60 [1524]	= +2 [51] / -0
60 [1524] < L ≤ 120 [3048]	= +4 [102] / -0
120 [3048] < L ≤ 300 [7620]	= +6 [152] / -0
300 [7620] < L	= +5%L / -0

ALL DIMENSIONS SHOWN
 ARE FOR REFERENCE ONLY.

PE PASTERNAK
 an INFINIT® brand

Pasternack Enterprises, Inc.
 P.O. Box 16759, Irvine, CA 92623.
 Phone: 1.949.261.1920 | 1.866.727.8376
 Fax: 1.949.261.7451
 Website: www.pasternack.com
 E-mail: sales@pasternack.com

SIZE [CAGE CODE] DRAWN BY [SLI] ITEM NO. [PE51215] REV [B]

THIRD-ANGLE PROJECTION

THE INFORMATION AND
 DESIGN IN THIS DOCUMENT
 IS THE PROPERTY OF
 PASTERNAK CORPORATION
 ALL RIGHTS RESERVED.

SHEET 1 OF 1
 SCALE N/A

REGULATORY COMPLIANCE:
 EU RoHS DIRECTIVE (MOST RECENT RELEASED VERSION)

THESE COMMODITIES, TECHNOLOGY OR SOFTWARE WERE EXPORTED FROM THE UNITED STATES IN ACCORDANCE WITH THE EXPORT ADMINISTRATION REGULATIONS. DIVERSION CONTRARY TO U.S. LAW PROHIBITED.