

**NO:** SD-097      **PRODUCT:** 61F-WLA Water Leak Detector  
**DATE:** February 2016      **TYPE:** Discontinuation Notice

The 61F-WLA Water Leak Detector was Discontinued;  
 Replace with 61F-GPN-V50

Discontinuation date: November 2015

## Affected Parts

Product discontinuation	Recommended replacement
61F-WLA AC110/220 E	61F-GPN-V50 AC110
	61F-GPN-V50 AC220
61F-WLA AC120/240 E	61F-GPN-V50 AC120
	61F-GPN-V50 AC240





## Precautions on Using Replacement Parts

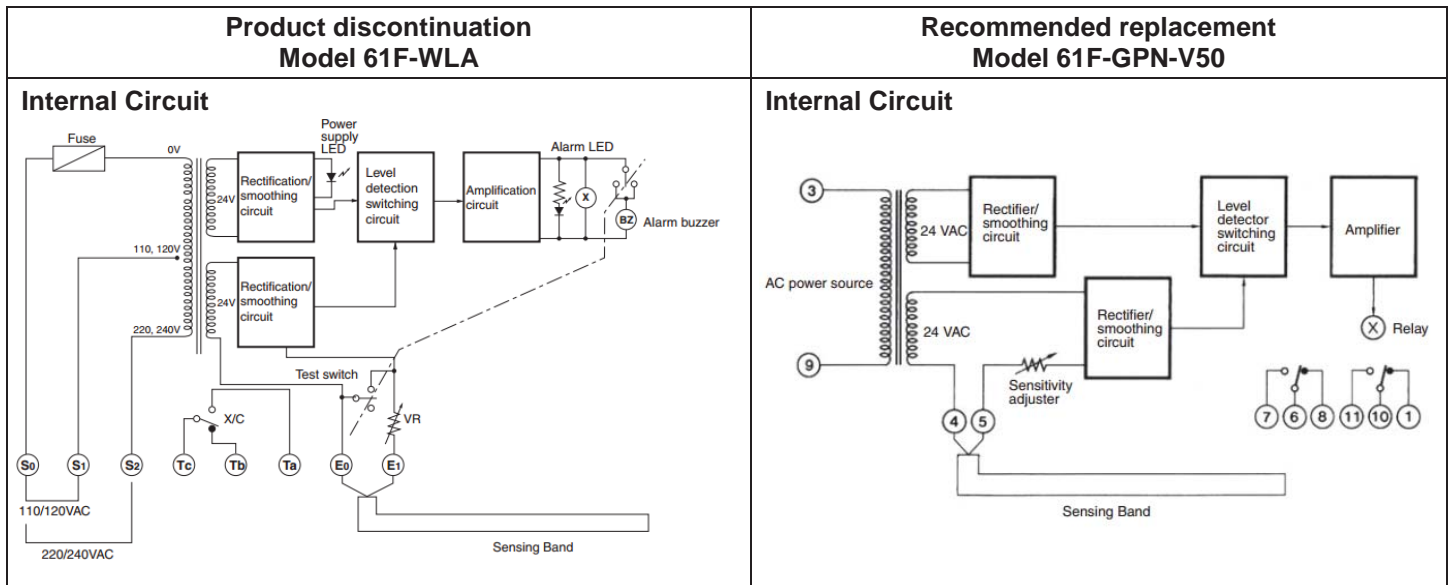
- There are big differences in appearance, installation method, and others from the discontinued product.
- It also does not have an alarm (buzzer) or test switch.

## Detail of Differences

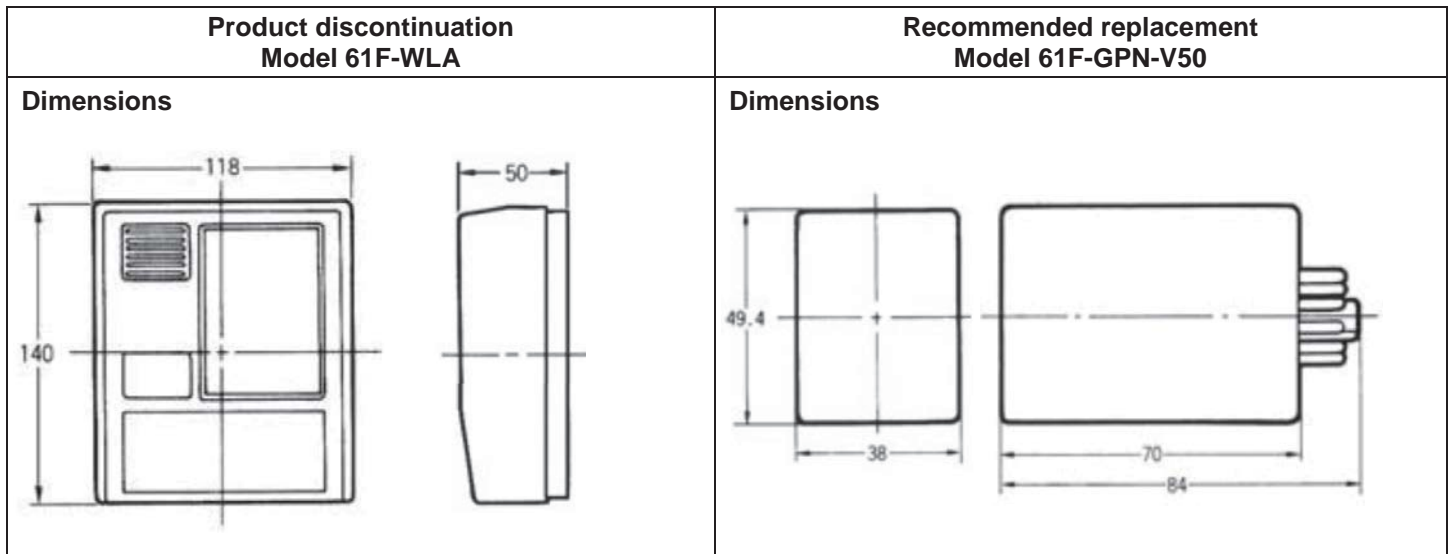
### Body color

Product discontinuation Model 61F-WLA	Recommended replacement Model 61F-GPN-V50
Ivory 	Ivory 

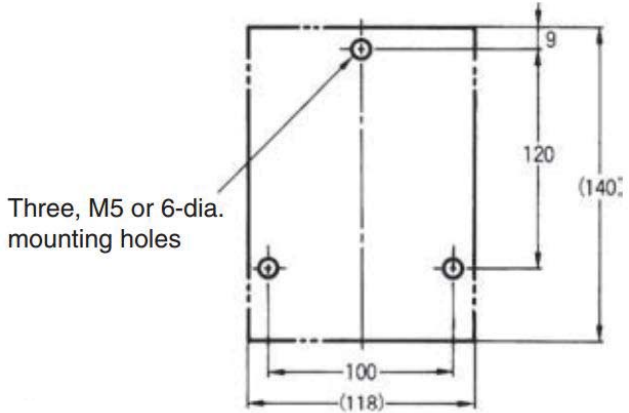
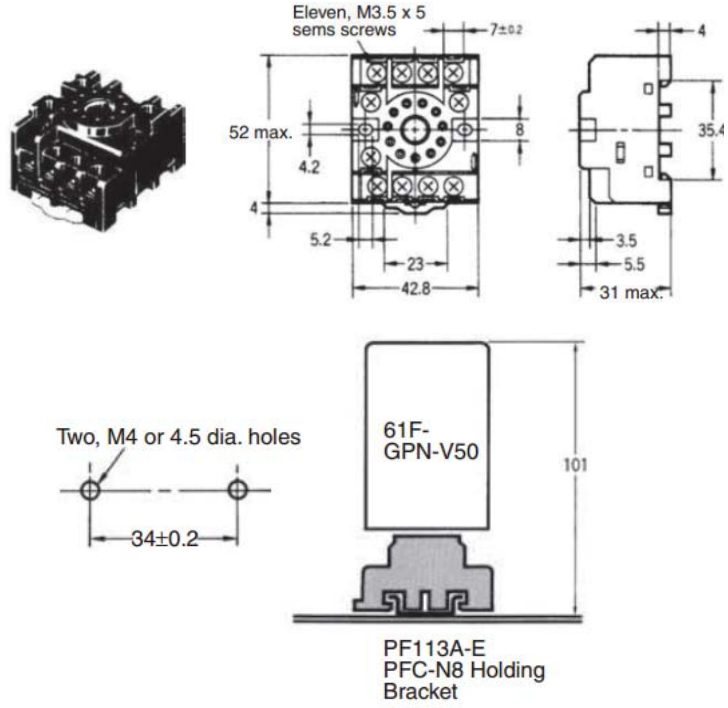
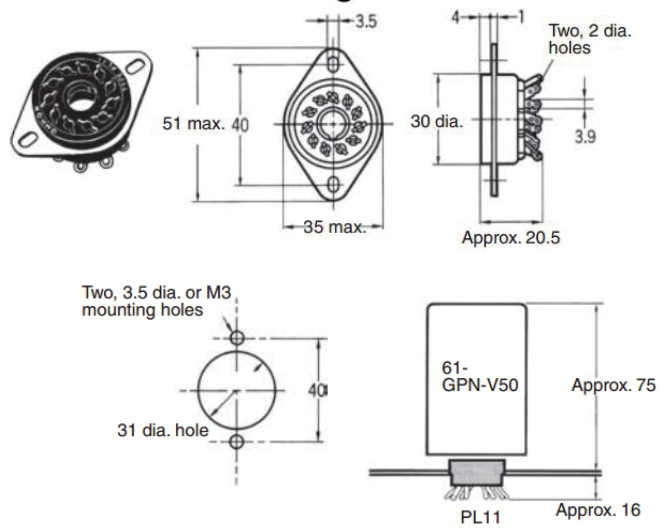
# Wiring Diagram



# Dimensions



# Mounting Dimensions

Product discontinuation Model 61F-WLA	Recommended replacement Model 61F-GPN-V50
<p><b>Mounting dimensions</b></p>  <p>Three, M5 or 6-dia. mounting holes</p>	<p><b>Mounting dimensions</b></p> <p><b>PF113A-E Track-mounted Socket</b></p>  <p>Eleven, M3.5 x 5 sems screws</p> <p>Two, M4 or 4.5 dia. holes</p> <p>61F-GPN-V50</p> <p>PF113A-E PFC-N8 Holding Bracket</p> <p><b>PL11 Back-connecting Socket</b></p>  <p>Two, 2 dia. holes</p> <p>Two, 3.5 dia. or M3 mounting holes</p> <p>61-GPN-V50</p> <p>PL11</p>

## Characteristics

Item	Product discontinuation Model 61F-WLA	Recommended replacement Model 61F-GPN-V50
Supply voltage	110/220, 120/240 VAC	110, 120, 220, 240 VAC
Inter-electrode voltage	24 VAC	
Operating current	3 mA (AC) max.	
Power consumption	8.0 VA max.	3.2 VA max.
Sensitivity	Variable (0 to 50kΩ)	
Sensitivity error	Scale 0 : 0 to 10kΩ Scale 50 : 50±10kΩ	
Contact rating	3A 250 VAC, SPDT cosφ=1 1A 250 VAC, SPDT cosφ=0.4	3A 250 VAC, DPDT cosφ=1 1A 250 VAC, DPDT cosφ=0.4
Indicator	Provided (Power and Leak indicators)	Provided (Operation indicator)
Alarm buzzer	Provided	Not provided
Test switch	Provided	Not provided
Ambient temperature	-10 to 50°C	
Ambient humidity	45% to 85%	
Accessories	Hold-down clip PFC-N8	
Approved standards	--	UL508 CSA C22.2 No.14 EN61010-1 EN61326-1 Industrial electromagnetic environment

## Operation Methods

Product discontinuation Model 61F-WLA	Recommended replacement Model 61F-GPN-V50
<b>Operation methods</b> 1.When leaked (when buzzer is turned “ON”), buzzer rings and leak indicating lamp is lit. 2.When buzzer is switched to “OFF”, buzzer stops to ring. 3.When test is carried out. When switch is turned to test side, leak indicating lamp is lit and buzzer rings.	<b>Operation methods</b> 1.When leaked, internal relay is operated and LED lamp is lit. 2.When leakage is recovered or sensing band is removed, internal relay is restored and LED lamp is turned off.

Specifications and prices in this product news are as of the issue date and are subject to change without notice. Only main changes in specifications are described in this document. Please be sure to read the relevant catalogs, datasheets, product specifications, instructions, and manuals for precautions and necessary information when using products.