



# BAS40WS

## SURFACE MOUNT SCHOTTKY DIODES

**VOLTAGE** 40 Volt **CURRENT** 0.2 Ampere

**SOD-323**

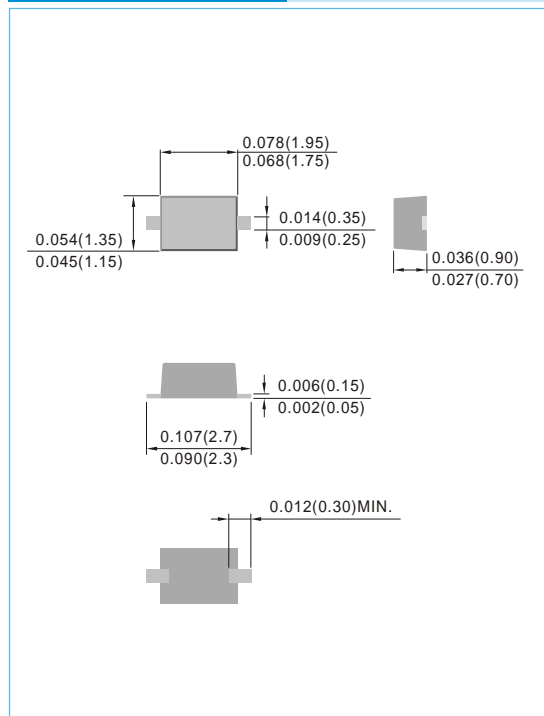
Unit : inch(mm)

### FEATURES

- Fast switching speed
- Surface mount package ideally suited for automatic insertion  
Electrical identical standard JEDEC
- High conductor
- Lead free in compliance with EU RoHS 2011/65/EU directive
- Green molding compound as per IEC61249 Std. .  
(Halogen Free)

### MECHANICAL DATA

- Case: SOD-323, Plastic
- Terminals: Solderable per MIL-STD-750, Method 2026
- Approx. Weight: 0.00014 ounces, 0.0041 grams
- Polarity: Color band denotes cathode end
- Marking: S40



### ABSOLUTE RATINGS (T<sub>A</sub>=25°C unless otherwise noted)

PARAMETER	SYMBOL	LIMITS	UNITS
Reverse Voltage	V <sub>R</sub>	40	V
Peak Reverse Voltage	V <sub>RRM</sub>	40	V
Average Rectified Current at Temp=25°C	I <sub>F</sub>	0.2	A
Non-repetitive Peak Forward Surge Current at t=1ms	I <sub>FSM</sub>	4	A

### THERMAL CHARACTERISTICS (T<sub>A</sub>=25°C unless otherwise noted)

PARAMETER	SYMBOL	VALUE	UNITS
Power Dissipation	P <sub>TOT</sub>	225	mW
Thermal Resistance , Junction to Ambient	R <sub>θJA</sub>	556	°C/W
Operating Junction Temperature and Storage Temperature	T <sub>J</sub> , T <sub>STG</sub>	-55 to 150	°C



# BAS40WS

## ELECTRICAL CHARACTERISTICS (T<sub>A</sub>=25°C unless otherwise noted)

PARAMETER	SYMBOL	TEST CONDITION	MIN.	TYP.	MAX.	UNITS
Reverse Breakdown Voltage	V <sub>BR</sub>	I <sub>R</sub> =10μA	40	--	--	V
Reverse Current	I <sub>R</sub>	V <sub>R</sub> =25 V V <sub>R</sub> =40 V	--	--	1.0 10	μA
Forward Voltage	V <sub>F</sub>	I <sub>F</sub> =1.0mA I <sub>F</sub> =10mA I <sub>F</sub> =40mA	--	--	0.38 0.50 1.00	V
Total Capacitance	C <sub>T</sub>	V <sub>R</sub> =0V, f=1.0MHz	--	--	5.0	pF



# BAS40WS

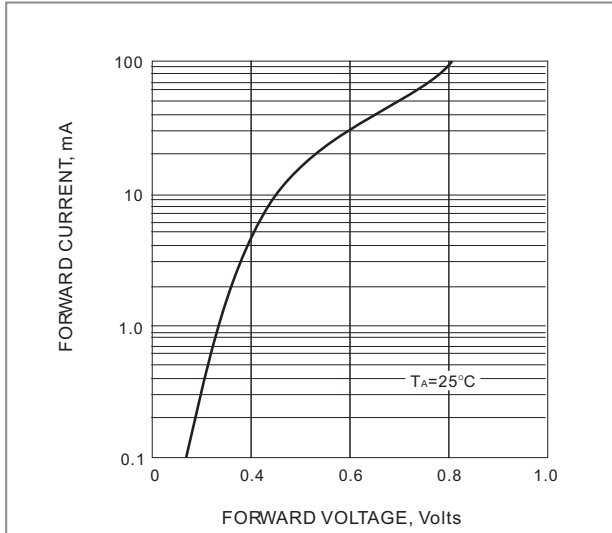


FIG. 1 TYPICAL FORWARD CHARACTERISTIC

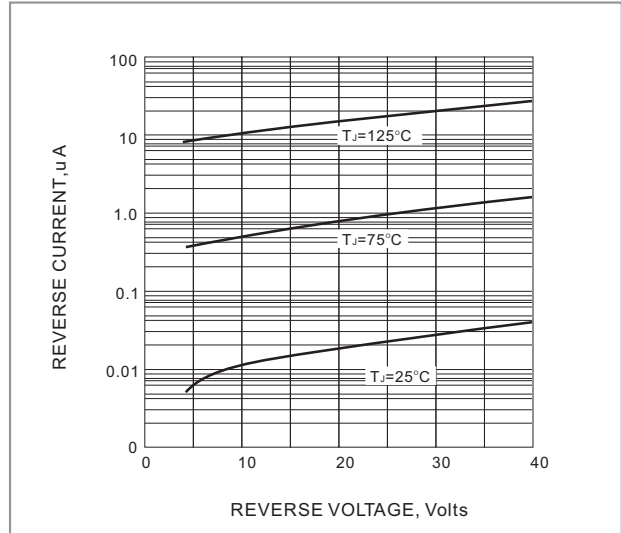


FIG. 2 TYPICAL REVERSE CHARACTERISTICS

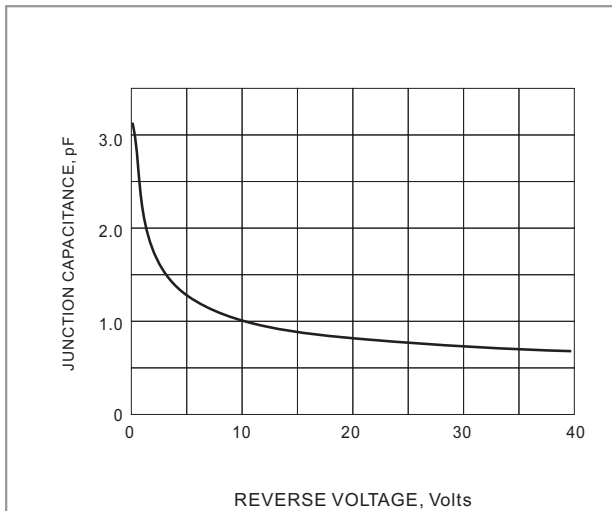


FIG. 3 TYPICAL JUNCTION CAPACITANCE

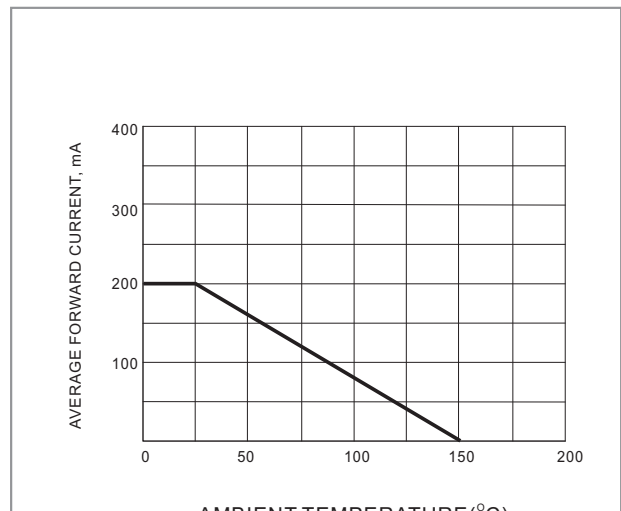


FIG. 4 FORWARD CURRENT DERATING

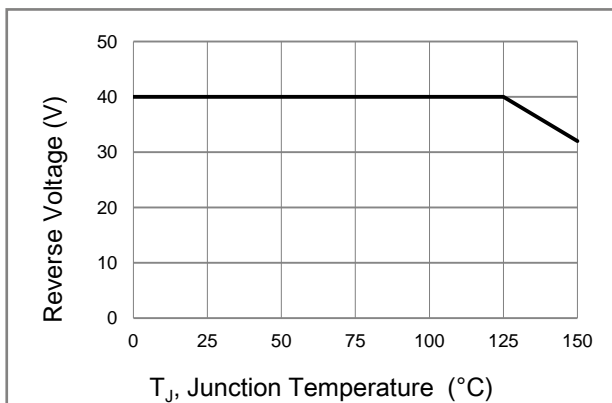
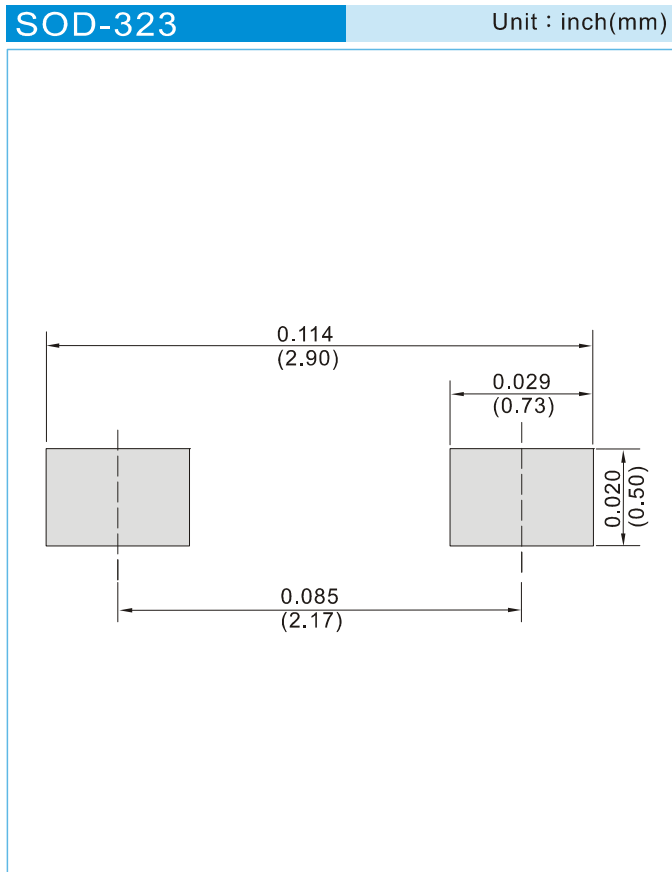


Fig.5 Operating Temperature Derating Curve



# BAS40WS

## MOUNTING PAD LAYOUT



## ORDER INFORMATION

- Packing information  
T/R - 12K per 13" plastic Reel  
T/R - 5K per 7" plastic Reel



# BAS40WS

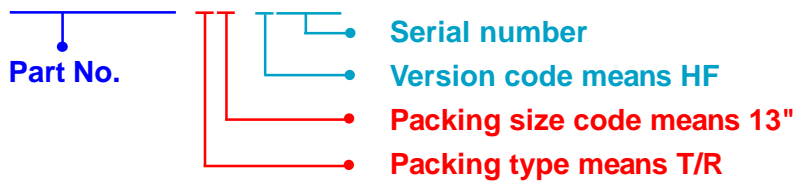
## Part No\_packing code\_Version

BAS40WS\_R1\_00001

BAS40WS\_R2\_00001

For example :

**RB500V-40** **R2** **00001**



Packing Code <b>XX</b>				Version Code <b>XXXXX</b>		
Packing type	1 <sup>st</sup> Code	Packing size code	2 <sup>nd</sup> Code	HF or RoHS	1 <sup>st</sup> Code	2 <sup>nd</sup> ~5 <sup>th</sup> Code
Tape and Ammunition Box (T/B)	A	N/A	0	HF	0	serial number
Tape and Reel (T/R)	R	7"	1	RoHS	1	serial number
Bulk Packing (B/P)	B	13"	2			
Tube Packing (T/P)	T	26mm	X			
Tape and Reel (Right Oriented) (TRR)	S	52mm	Y			
Tape and Reel (Left Oriented) (TRL)	L	PANASERT T/B CATHODE UP (PBCU)	U			
FORMING	F	PANASERT T/B CATHODE DOWN (PBCD)	D			



## BAS40WS

---

### Disclaimer

- Reproducing and modifying information of the document is prohibited without permission from Panjit International Inc..
- Panjit International Inc. reserves the rights to make changes of the content herein the document anytime without notification. Please refer to our website for the latest document.
- Panjit International Inc. disclaims any and all liability arising out of the application or use of any product including damages incidentally and consequentially occurred.
- Panjit International Inc. does not assume any and all implied warranties, including warranties of fitness for particular purpose, non-infringement and merchantability.
- Applications shown on the herein document are examples of standard use and operation. Customers are responsible in comprehending the suitable use in particular applications. Panjit International Inc. makes no representation or warranty that such applications will be suitable for the specified use without further testing or modification.
- The products shown herein are not designed and authorized for equipments requiring high level of reliability or relating to human life and for any applications concerning life-saving or life-sustaining, such as medical instruments, transportation equipment, aerospace machinery et cetera. Customers using or selling these products for use in such applications do so at their own risk and agree to fully indemnify Panjit International Inc. for any damages resulting from such improper use or sale.
- Since Panjit uses lot number as the tracking base, please provide the lot number for tracking when complaining.