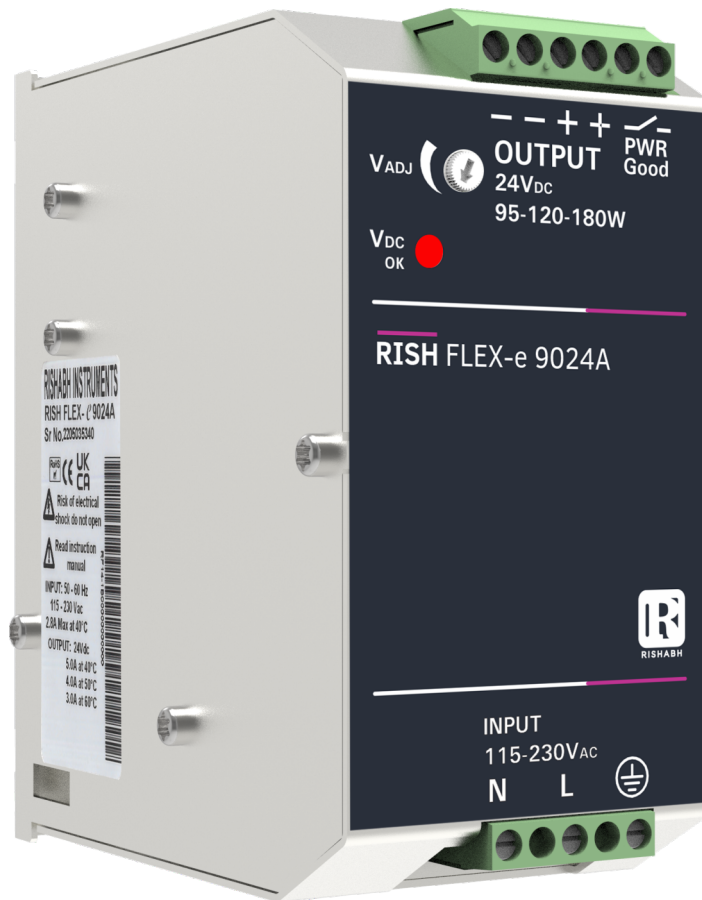




Data Sheet

RISH FLEX-e 9024A

Power Supply



Measure



Control

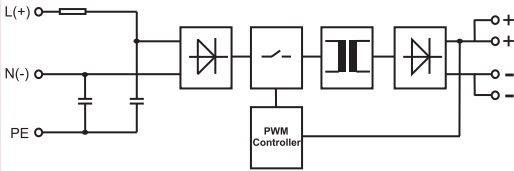


Record

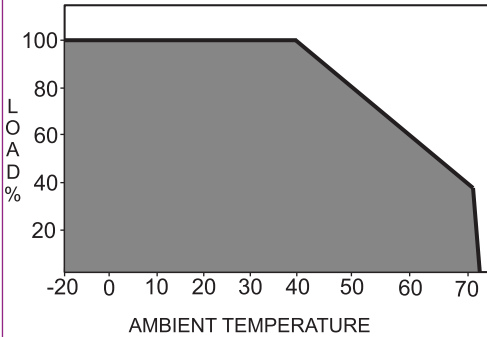


Analyze


Block diagram:



Temperature derating curve:



Dimensional details:



w x h x d

55 x 110 x 105

all dimensions are in mm

Technical Specifications:

INPUT DATA :

AC input voltage range ^{Note 2}	85 VAC...264 VAC
DC input voltage range ^{Note 2}	125 VDC ... 350 VDC
Nominal input voltage	115 VAC / 230 VAC (165 VDC / 325 VDC)
Inrush current	≤ 36 A typical
AC frequency range	45 Hz ... 65 Hz
Input current	1.1 A (230 VAC) , 2.8 A (115 VAC)
Internal fuse	T4 A
External fuse (recommended)	10A (MCB curve B)

OUTPUT DATA :

Nominal output voltage	24 VDC ± 3%
Adjustment range	22 VDC ... 27 VDC
Rated current at 24 VDC	5 A @ 40 °C 4 A @ 50 °C 3 A @ 60 °C
Power boost current @ 60 °C	4.5 A
Holdup time	≥ 20 msec (230 VAC)
Derating	From 60 °C 2.5% per Kelvin
Line regulation	< 0.1 % (change in input voltage ± 10 %)
Load regulation	< 1 % (change in load, static 10% ... 90%)
Dissipation power load max	17 W
Efficiency	> 87 %
Residual ripple ^{Note 3}	≤ 120 mVpp
Short circuit protection	Yes
Overload protection	Yes (Hiccup mode)
Oversvoltage output protection	Yes (35 VDC Typ.)
Parallel connection	No
Series connection	Yes
Turn on Delay	2 Seconds



Measure



Control

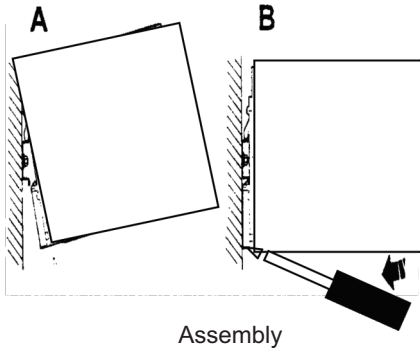


Record

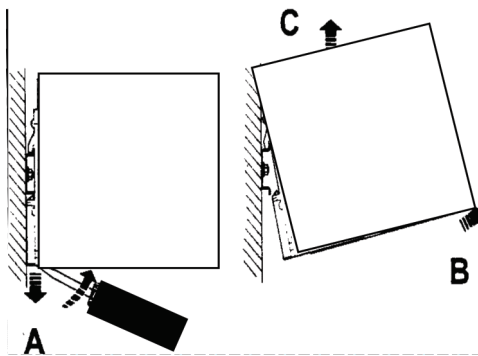


Analyze

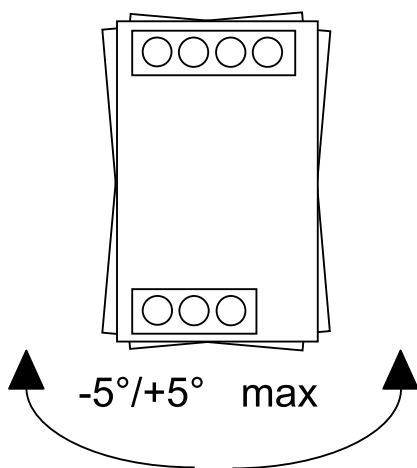
Installation:



Assembly



Disassembly



Maximum angle of Asslembly

Technical Specifications: (cont.)

OUTPUT DATA : (Continued)

Resistance to reverse feed	max. 35 VDC
Power good relay (optional)	Max 30 VDC, 1A (For resistive load EN60947-4-1) Max 60 VAC, 1A Min 5 VDC, 1 mA (Minimum permissive load)

GENERAL DATA :

Isolation voltage input/output	3000V AC
Isolation voltage input/PE	1605V AC
Isolation voltage output/PE	500 V AC
Degree of protection	IP20 (EN/IEC 60529)
Protection class	I, with PE connected
MTBF	> 5,00,000 h in acc. with IEC 61709 (SN 29500)
Type of housing	Aluminum
Housing material	Aluminum
Dimensions W / H / D	55 mm / 110 mm / 105 mm
Weight	0.5 kg approx.
Connection terminal blocks	Screw type 2.5 mm ²

CLIMATIC DATA :

Ambient temperature (operation)	-25 °C ... +70 °C (>60 °C derating)
Ambient temperature (storage)	-40 °C ... +85 °C
Humidity at 25 °C	95 % (no condensation)
Pollution degree environment	2 (in acc. with EN 50178)
Climatic class	3K3 (in acc. with EN 60721)



Measure



Control

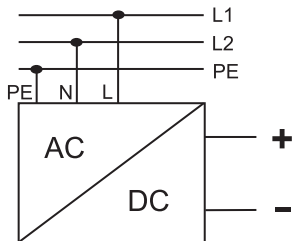
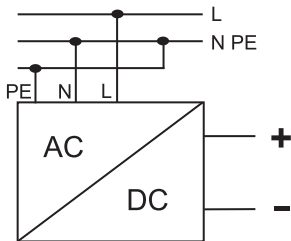
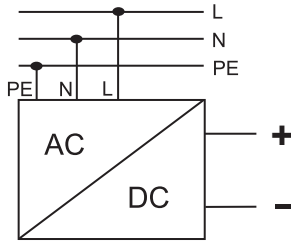


Record

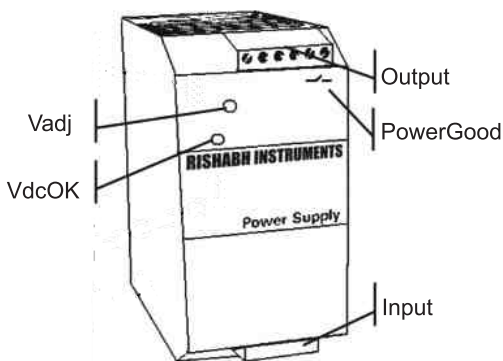


Analyze

Electrical Connection:



LAYOUT:



Technical Specifications: (cont.)

STANDARDS :

Electrical safety:

Assembling device	IEC/EN 60950 (VDE 0805) EN 50178 (VDE 0160)
Installation according	IEC/EN 60950
Input/output separation	EN 60950-1(SELV) , EN 60204-1(PELV) Double or reinforced insulation

EMC standards immunity	EN 61000-4-2 EN 61000-4-3 EN 61000-4-4 EN 61000-4-5
------------------------	--------------------------------------------------------------

EMC standards emission	EN 61000-6-4 EN 61000-3-2
------------------------	------------------------------

Safety of electrical equipment for machines	EN 60204-1
---------------------------------------------	------------

Note:

- 1) All parameters not specifically mentioned are measured at 230VAC input, Rated load and 25°C of ambient temperature.
- 2) For input voltage < 100VAC / 142VDC, 2.5% per V Derating needed. Please check output characteristics curve for more details.
- 3) Ripple and noise are measured at 20MHz of bandwidth short length lead terminated with a 0.1uF & 47uF parallel capacitor.

Order Code	Input Voltage	Output Voltage	Output Current	Power Range
RF14-1B00000000000	115 V AC/ 230V AC	24 V DC	5 A	95 to 120 W



Measure



Control



Record



Analyze



RISHABH

All specifications are subject to change without notice



Measure



Control



Record



Analyze

RISHABH INSTRUMENTS LIMITED

Domestic (India): +91 253 2202028/99 | marketing@rishabh.co.in

International: +91 253 2202004/06/08/99 | global@rishabh.co.in

www.rishabh.co.in