

TRON™ single-pole in-line fuse holders for solid neutral



HET

An HEB fuse holder with a permanently-installed solid neutral. Easily identified by white plastic coupling nut.

Non-breakaway holders

Catalog symbol

HET-AA, HET-AB, HET-BB, HET-JJ, and HET-JK
(For breakaway holders, see page 3)

In-line fuse holders, single-pole

Recommended torque on coupling nut

10-20 lb-in (1.1-2.2 N•m)

Dust and water-resistant

IP68 rating per IEC 60529 (2 m under water for 24 hours)

Insulating boots

See page 2 for boot reference and ordering information.

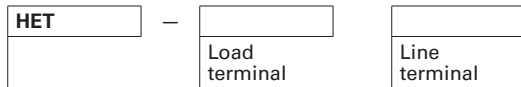
Example

A single-pole, in-line holder for a neutral is required. One solid copper #8 is on the load side, copper crimp for connection. A solid copper #6 is on the line side, and a copper crimp is required.

1. Choose HET-
2. Choose "A" for load side
3. Choose "B" for line side

Complete catalog number: HET-AB

Ordering information

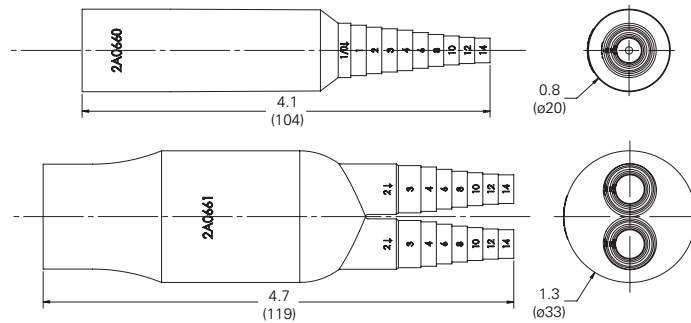


Use these part numbers to order insulating boots for a non-breakaway holder:

Catalog no.	Description
2A0660	Single conductor
2A0661	Dual conductor

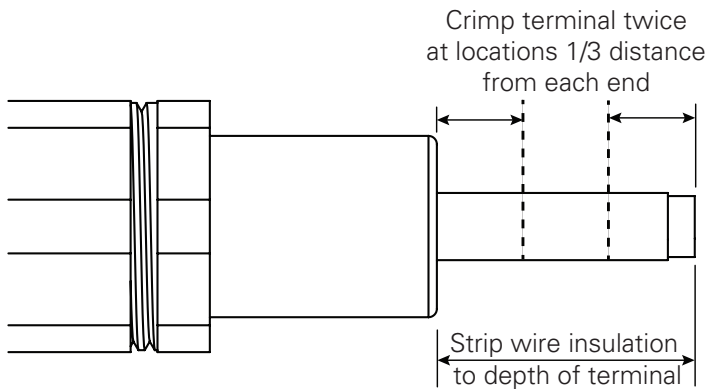


Boot reference



Installation instructions

Strip wire insulation equal to the depth of the crimp or screw terminal. Torque screw terminal to 35 lb-In (3.9 N•m) or crimp terminal twice, spacing crimps a distance of one-third from each end (as shown below) using an appropriate crimp tool and die.



Catalog and specification data

Terminal type	Conductor data			Catalog symbol
	Size	No. Per terminal	Solid Stranded	
Copper crimp	#12 to #8	1	• •	A
	#12	2	• •	
	#10	2	• •	B
	#6	1	• •	
#4	1	• •		
Copper set-screw	#12 to #3	1	• •	J
	#12 to #2	2	• •	K
Aluminum Set-Screw	#12 to #2	1	• •	L

Insulating boots are **not** included with **non-breakaway** parts and must be ordered separately. They come standard with the breakaway fuse holders. The HET-AW & HET-JW do not have the boots. These catalog items do not have a breakaway receptacle.

When boots are utilized, extra heat retention requires that fuses are sized at a minimum of 200% of the RMS load current.

Related products

Catalog no.	Description	Data sheet no.
HEB*	One-pole 13/32" x 1-1/2" supplemental in-line fuse holder	2127
HEZ	One-pole class CC in-line fuse holder	2130
HEX HEY	Double-pole fuse holder for class CC and 13/32" x 1-1/2" fuses	2126
NNB	13/32" x 1-1/2" neutral dummy link (not a fuse)	—

* Bussmann series HEB in-line fuse holders are the legacy Bussmann TRON HEB in-line fuse holders.

† See terminal data tables for exceptions.

Breakaway holders

Catalog symbol

HET-AW-RLC-A, HET-AW-RLC-B, HET-AW-RLC-C, HET-AW-RLC-J,
HET-AW-RYC, HET-BW-RLC-B, HET-BW-RYC, HET-JW, HET-JW-
RLC-J, HET-JW-RYC and HET-AW

In-line fuseholders, single-pole

Recommended torque on coupling nut

10-20 lb-in (1.1-2.2 N•m)

Example




A single-pole, in-line, breakaway holder for a neutral is requested. A single #10 solid, copper crimp is on the load side. A single #10, solid wire and a copper crimp is needed on the line side.

1. Choose HET- series
2. Choose "A" from 1st page for load side
3. Choose "W" for breakaway requirement
4. Choose "RLC-A" for breakaway receptacle on line side

Complete catalog number: HET-AW-RLC-A

Catalog and specification data

Breakaway receptacles

Terminal type	Conductor data			Catalog symbol
	Size	No. Per terminal	Solid Stranded	
	#12 to #8	1	• •	-RLC-A
	#6	1	• •	-RLC-B
	#4	1	• •	-RLC-C
	#12 to #3	1	• •	-RLC-J
	#12 to #3	2	• •	-RYC
Solid breakaway				W
		(Required with breakaway Receptacle)		

Ordering information

HET	—		W	—	
		Load terminal			Line terminal

The only controlled copy of this data sheet is the electronic read-only version located on the Eaton network drive. All other copies of this document are by definition uncontrolled. This bulletin is intended to clearly present comprehensive product data and provide technical information that will help the end user with design applications. Eaton reserves the right, without notice, to change design or construction of any products and to discontinue or limit distribution of any products. Eaton also reserves the right to change or update, without notice, any technical information contained in this bulletin. Once a product has been selected, it should be tested by the user in all possible applications.

Eaton
1000 Eaton Boulevard
Cleveland, OH 44122
Eaton.com

Bussmann Division
114 Old State Road
Ellisville, MO 63021
United States
Eaton.com/bussmannseries

© 2020 Eaton
All Rights Reserved
Printed in USA
Publication No. 2125
January 2020

Eaton and Bussmann are valuable trademarks of Eaton in the US and other countries. You are not permitted to use the Eaton trademarks without prior written consent of Eaton.

CSA is a registered trademark of the Canadian Standards Group.
UL is a registered trademark of the Underwriters Laboratories, Inc.

For Eaton's Bussmann series product information, call **1-855-287-7626** or visit: **Eaton.com/bussmannseries**

Follow us on social media to get the latest product and support information.

