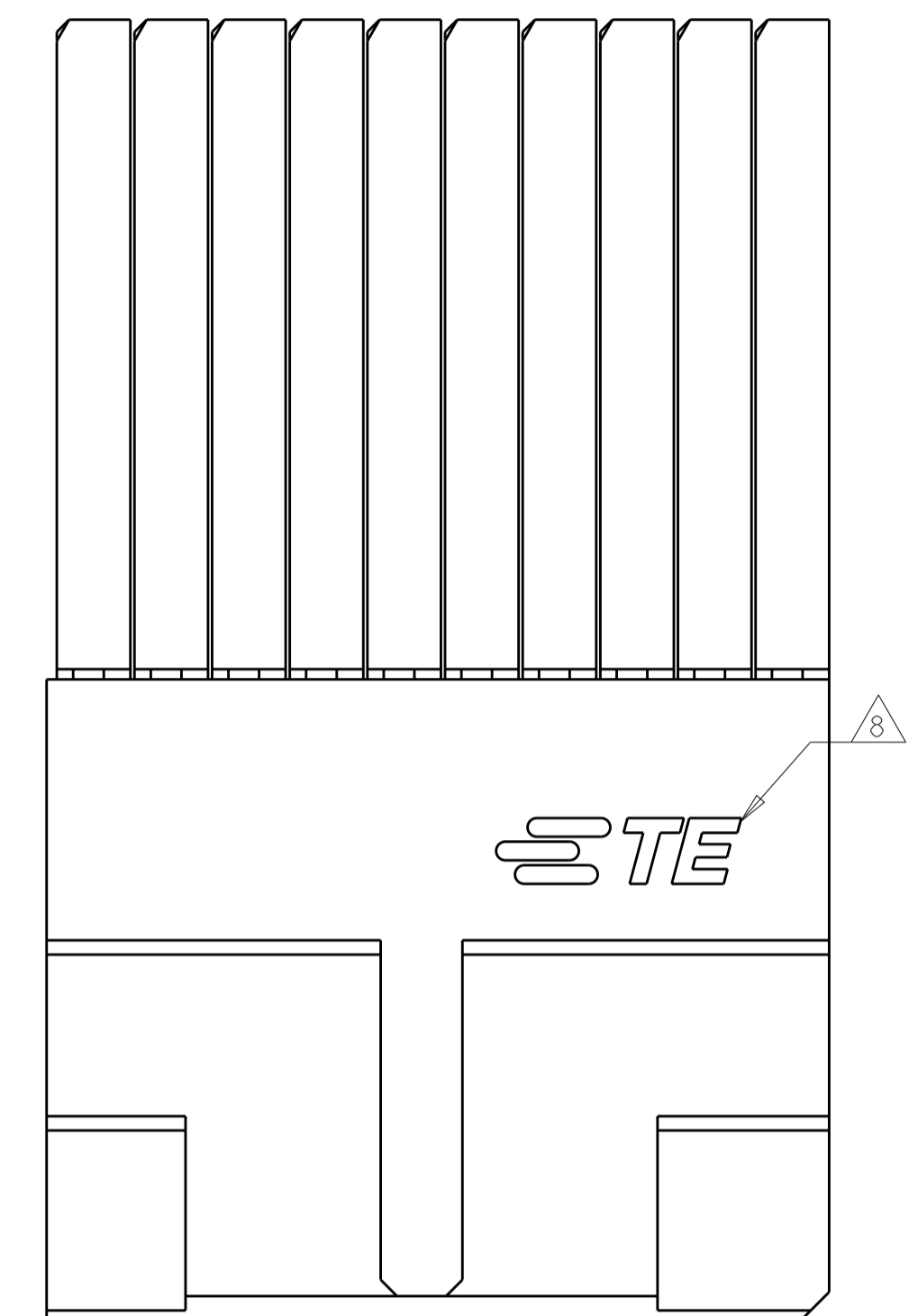
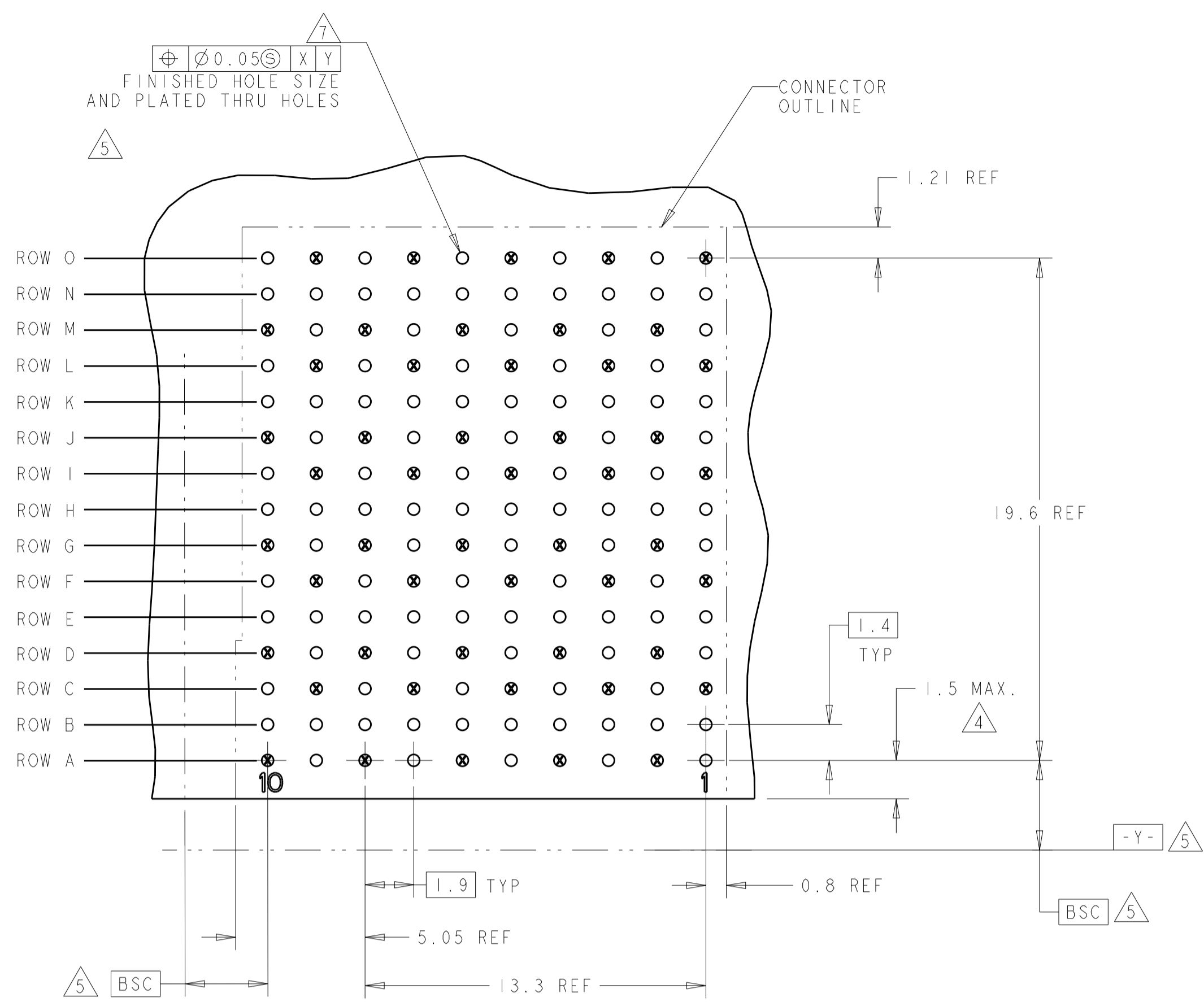
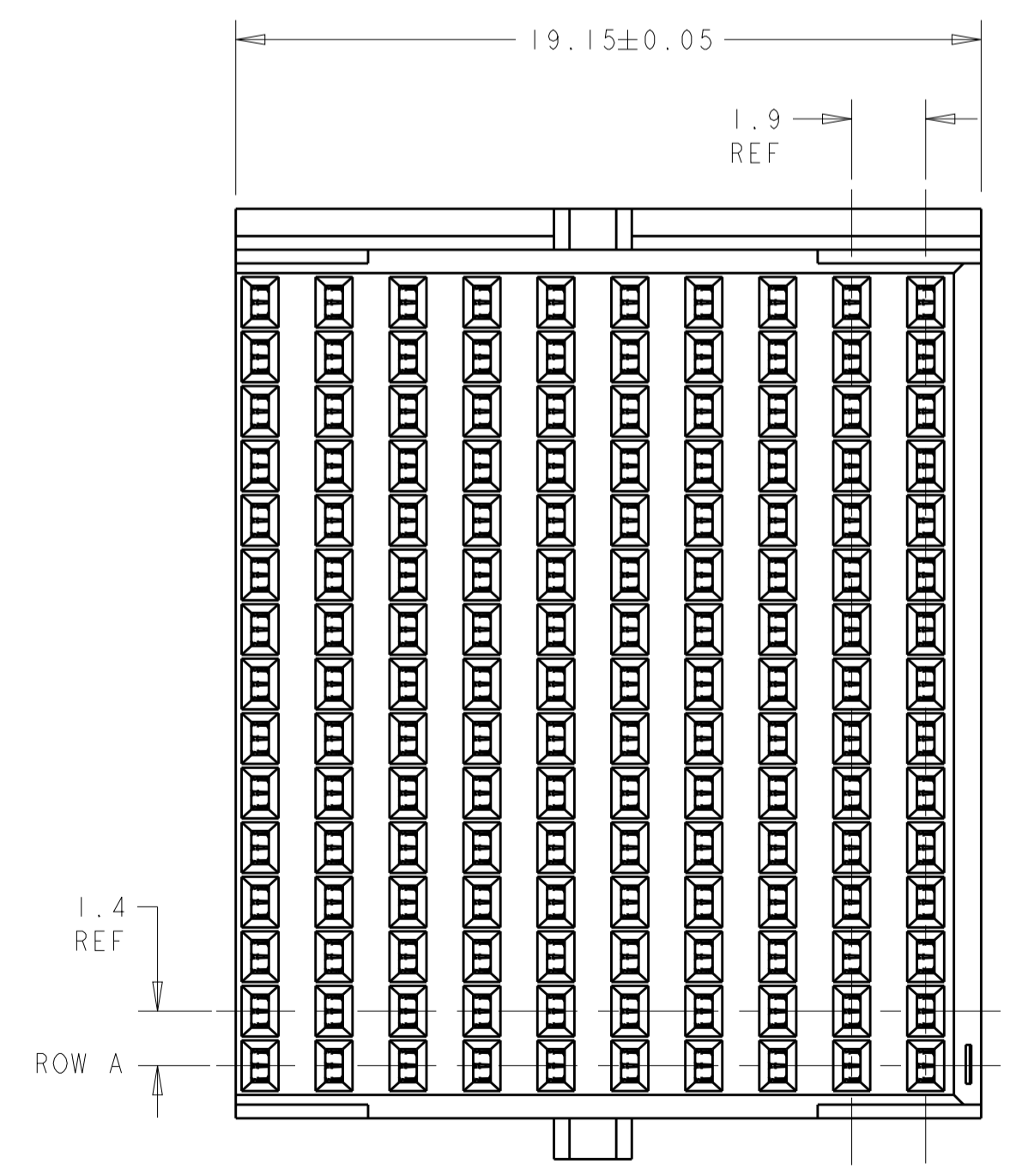
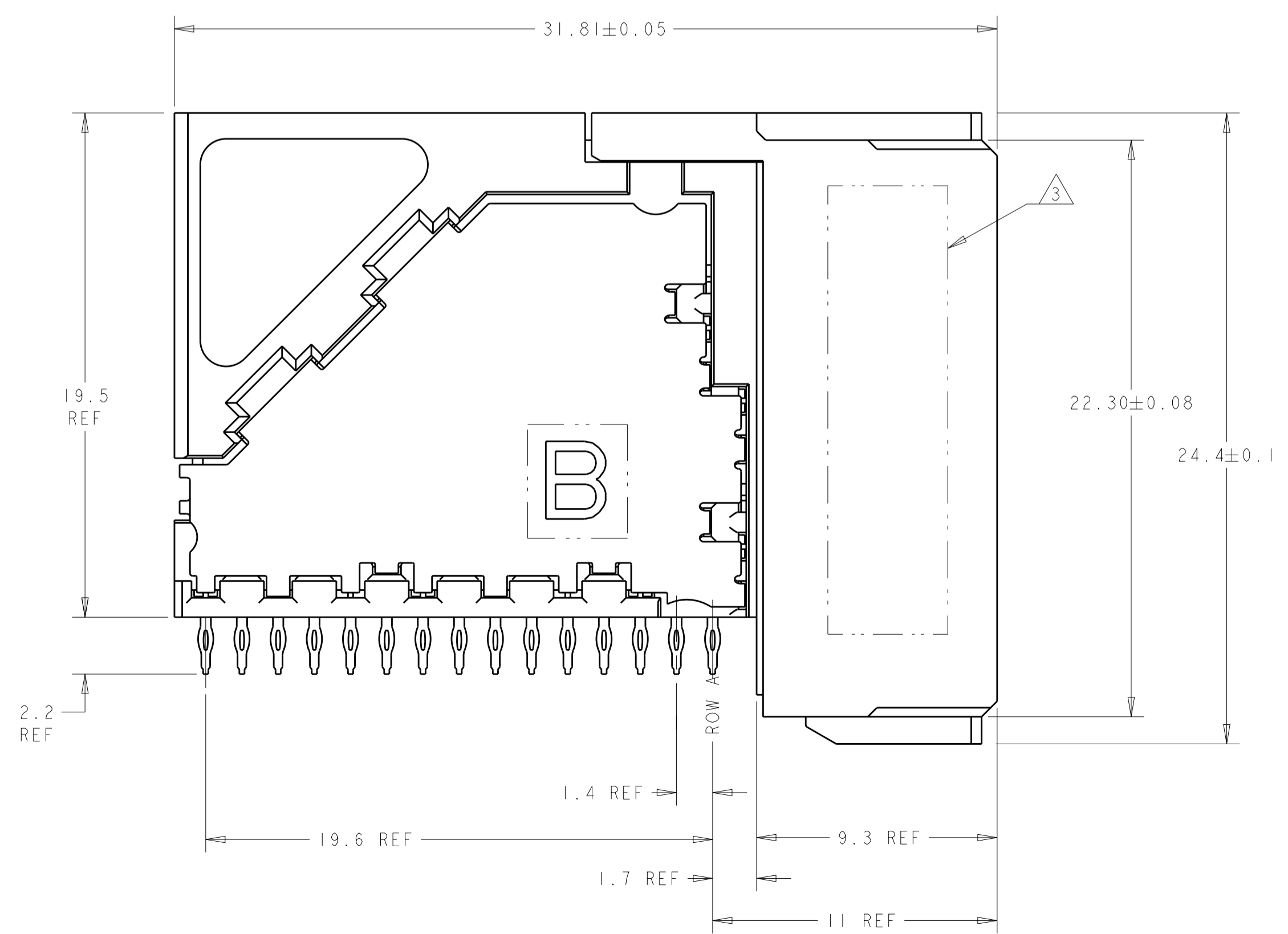


| LOC | DIST | REVISIONS | | | |
|-----|------|-----------|-----------|----|------|
| | | REV | DATE | BY | CHKD |
| AD | 00 | D | 22FEB2013 | KH | RP |
| | | E | 03JUL2019 | AP | SY |



- SHOWN LOGO OR OTHER TE OWNED LOGOS IN APPROXIMATE AREA. MATERIAL:
 CONTACT AND SHIELD - PHOS BRONZE
 HOUSING AND CHICKLET - LCP, UL 94V-0, COLOR - BLACK
- △ FINISH:
 CONTACT AREA FINISH CONFORMS TO THE REQUIREMENTS OF TE PRODUCT SPECIFICATION 108-2303; BASED ON TELCORDIA GR-1217-CORE FOR SYSTEM QUALITY LEVEL III, APPLICATIONS IN CONTROLLED ENVIRONMENTS (CENTRAL OFFICE).
 COMPLIANT PIN AREA- 0.5μm MIN MATTE TIN OVER 1.27μm MIN NICKEL.
 SHIELD 1.27μm MIN NICKEL.
 - △ CONNECTOR MARKED ON EITHER SIDE OF HOUSING WITH PART NUMBER, DATE CODE AND STANDARD IN APPROXIMATE AREA SHOWN.
 - △ DIMENSION APPLIES TO CENTERLINE OF THRU HOLE.
 - △ DATUMS AND BASIC DIMENSIONS ESTABLISHED BY CUSTOMER.
 - 6. CONTACT AREA LUBRICATED WITH BELLCORE APPROVED LUBRICANT. TECHNICAL REFERENCE: GR-1217-CORE, ISSUE 1, NOVEMBER 1995.
 - △ REFERENCE APPLICATION SPEC 114-13202 FOR RECOMMENDED PLATED THRU HOLE DIAMETER AND PLATING THICKNESSES.
 - △ THE GROUNDS IN EACH COLUMN ARE COMMONED.
 - △ SHOWN LOGO OR OTHER TE OWNED LOGOS IN APPROXIMATE AREA.



1934220-1
 PART NUMBER

| | | | |
|--|-----------|------------------------------|--|
| THIS DRAWING IS A CONTROLLED DOCUMENT. | | OWN: L. SIPE 21JUL2007 | TE Connectivity RECEPTACLE ASSEMBLY, 5 PAIR, 10 COLUMN |
| DIMENSIONS: mm | | CHK: W. DAVIS 21JUL2007 | |
| TOLERANCES UNLESS OTHERWISE SPECIFIED: | | APVD: R. PATTERSON 24JAN2008 | NAME |
| 0 PLC ± | 1 PLC ± | 2 PLC ± | PRODUCT SPEC |
| 3 PLC ± | 4 PLC ± | ANGLES ± | APPLICATION SPEC |
| MATERIAL: △ | FINISH: △ | WEIGHT | SIZE: A100779 |
| CUSTOMER DRAWING | | SCALE: 6:1 | RESTRICTED TO: E |