



# ORIENT DISPLAY

Your Total LCD Solution Provider

## Specification for LED Backlight


### JAZZ-BE-G

Revision A



JAZZ	LED Backlight
BE	Serial BE, Dimension 28.00 X 20.00 X 2.30 mm
G	Green
/	RoHS Compliant
/	Pair with <a href="#">Glass Panel JAZZ-BC</a>



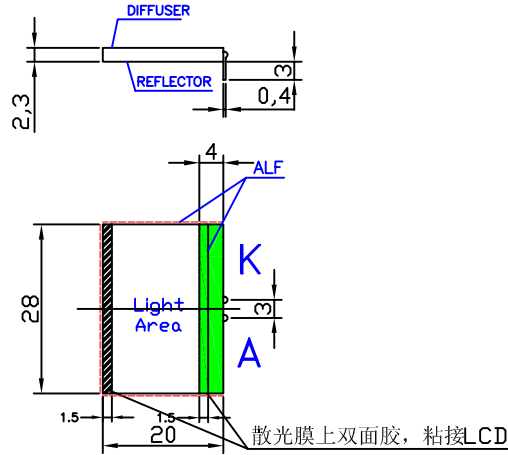


## 1. MECHANICAL OUTLINE

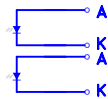
COLOR : GREEN



( Unspecified Tolerances is  $\pm 0.3$  )




## 2. CIRCUIT DIAGRAM (LED 1X2=2 dies)



## 3. STORAGE & SOLDERING CONDITIONS:

- Store with care. Storing the units in bad condition will cause the reflector sheet and decrease it's adhesive power. Storage The products under the condition: temperature ( $25^{\circ}\text{c} \pm 10^{\circ}\text{C}$ ) and humidity ( $65\%RH \pm 20\%RH$ ) our recommendation.
- The Soldering Temperature is  $300 \pm 5^{\circ}\text{C}$  and Soldering Time should be less than 3 sec, and soldering iron power should be less than 30W.
- The soldering point should be farther than 1.6mm ( $1/10''$ ) from body .
- The product is sensitive to static electricity, So it's necessary to take proper steps when storing and soldering.

2					DESIGN: RZK
1					CHECKED:
ISSUE	AMENDMENT	DATE			COUNTERSIGN:
DRAWING NO.:		REV: A0	SHEET: 1 OF 2	DATE: 2010.3.5	APPROVED:



#### 4. ABSOLUTE MAXIMUM RATINGS (SINGLE LED)

(Unless specified, The Ambient temperature  $T_a=25^{\circ}\text{C}$ )

Item	Symbol	Conditions	Rating	Unit
* Absolute maximum forward current	Ifm		25	mA
* Peak forward current	Ifp	1 msec Plus 10% Duty Cycle	60	mA
Reverse Voltage	Vr		5	V
* Power dissipation	Pd		50	mW
Operating Temperature Range	Topr		-30~+70°C	°C
Storage Temperature Range	Tstg		-40~+80°C	°C

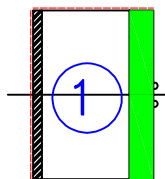
\* For operation above 25°C, The Ifm Ifp & Pd must be derated, the Current derating is  $-0.36$  mA/°c for DC drive and  $-0.86$  mA/°c for Pulse drive, the Power dissipation is  $-0.75$  mW/°c. The product working current must not more than the 60 % of the Ifm or Ifp according to the working temperature.

#### 5. ELECTRICAL-OPTICAL CHARACTERISTICS

(Unless specified, The Ambient temperature  $T_a=25^{\circ}\text{C}$ )

Item	Symbol	min.	typ.	max.	Unit	Condition
Forward Voltage	Vf	2.8	3.0	3.2	Am	If= 15*2 Am
Reverse Current	Ir			10*2	uA	Vr= 5 V
Peak wave length	$\lambda_p$	510	520	525	nm	If= 15*2 Am
Spectral Line Half width	$\Delta\lambda$		25		nm	If= 15*2 Am
* Luminance	Lv				cd/m <sup>2</sup>	If= 15*2 Am

\* The luminance is the average value of 1 points, and, The  $L_{vmax.}/L_{vmin.}$  is 1.3 max. The measurement instrument is ST-86LA luminance, Colorimeter. The caperture is  $\phi$  5 mm.



DESIGN:	RZK
CHECKED:	
COUNTERSIGN:	
APPROVED:	

DRAWING NO.:	REV: A0	SHEET: 2 OF 2	DATE: 2010.3.5	APPROVED:
--------------	---------	---------------	----------------	-----------