


JENNY-CY

~105° + 105° batwing light distribution for canopy and symmetrical tunnel lighting. Variant with wire channels on the sides enabling compatibility with small COBs.

TECHNICAL SPECIFICATIONS:

Dimensions	35.0 x 35.0 mm
Height	11.5 mm
Fastening	tape
ROHS compliant	yes ⓘ

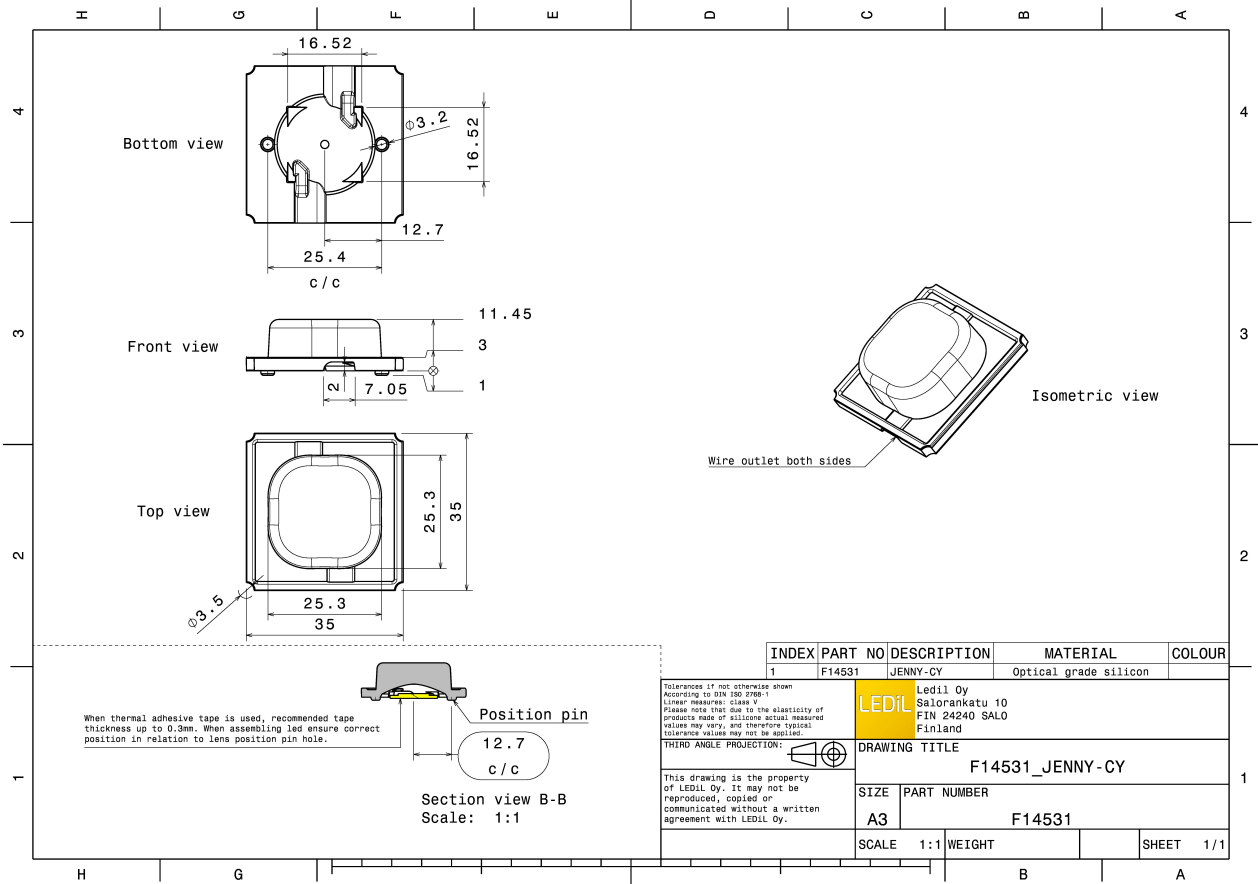


MATERIAL SPECIFICATIONS:

Component	Type	Material	Colour	Finish
JENNY-CY	Single lens	Silicone	clear	


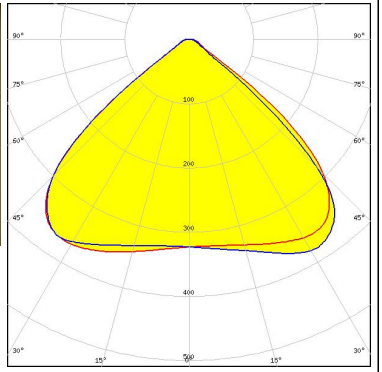

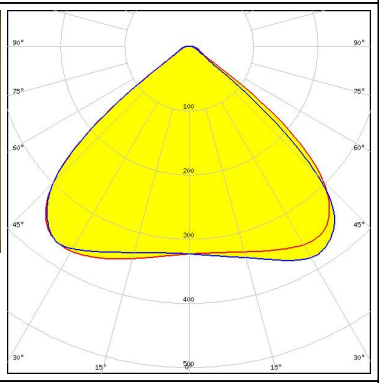

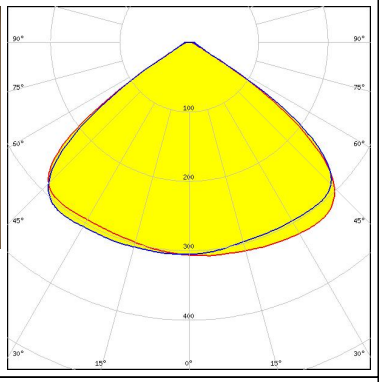

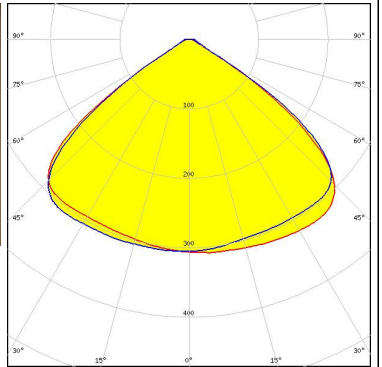
ORDERING INFORMATION:

Component	Qty in box	MOQ	MPQ	Box weight (kg)
F14531_JENNY-CY » Box size: 480 x 280 x 300 mm	1440	120	60	10.3


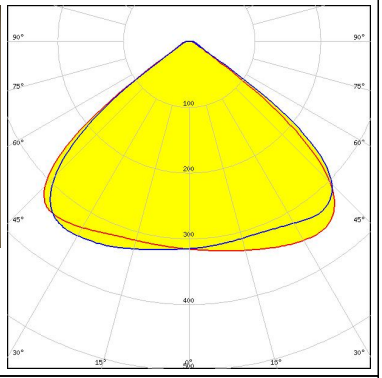

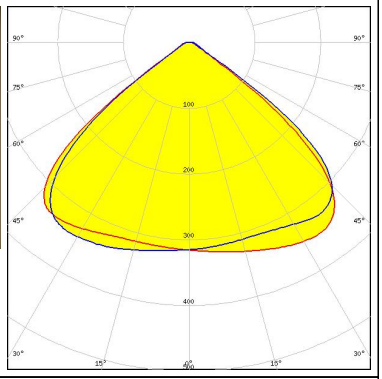

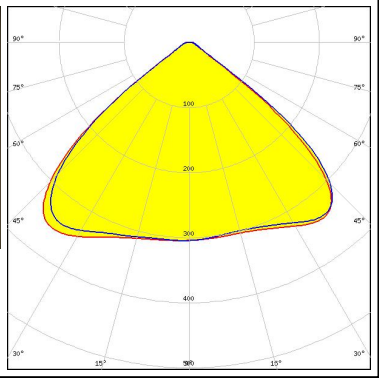

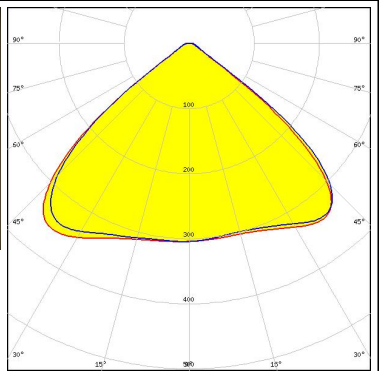


See also our general installation guide: www.ledil.com/installation_guide

PHOTOMETRIC DATA (MEASURED):

<p>bridgelux.</p> <p>LED V10 Gen6</p> <p>FWHM / FWTM 102.0° / 117.0°</p> <p>Efficiency 94 %</p> <p>Peak intensity 0.4 cd/lm</p> <p>LEDs/each optic 1</p> <p>Light colour White</p> <p>Required components:</p>		
<p>bridgelux.</p> <p>LED V10 Gen6</p> <p>FWHM / FWTM 103.0 + 101.0° / 117.0 + 115.0°</p> <p>Efficiency 94 %</p> <p>Peak intensity 0.4 cd/lm</p> <p>LEDs/each optic 1</p> <p>Light colour White</p> <p>Required components: C14436_JENNY-HLD-A-BLK</p>		
<p>bridgelux.</p> <p>LED V6 Gen6</p> <p>FWHM / FWTM 110.0° / 123.0°</p> <p>Efficiency 94 %</p> <p>Peak intensity 0.4 cd/lm</p> <p>LEDs/each optic 1</p> <p>Light colour White</p> <p>Required components:</p>		
<p>bridgelux.</p> <p>LED V6 Gen6</p> <p>FWHM / FWTM 110.0° / 123.0 + 124.0°</p> <p>Efficiency 94 %</p> <p>Peak intensity 0.4 cd/lm</p> <p>LEDs/each optic 1</p> <p>Light colour White</p> <p>Required components: C14436_JENNY-HLD-A-BLK</p>		

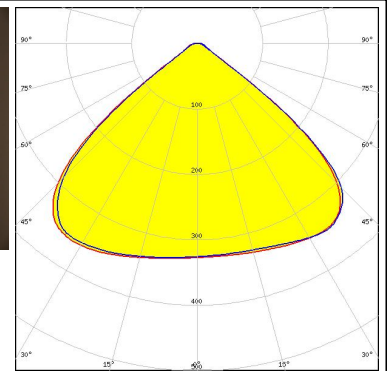

PHOTOMETRIC DATA (MEASURED):

<p>bridgelux.</p> <p>LED V8 Gen6</p> <p>FWHM / FWTM 105.0° / 121.0°</p> <p>Efficiency 94 %</p> <p>Peak intensity 0.4 cd/lm</p> <p>LEDs/each optic 1</p> <p>Light colour White</p> <p>Required components:</p>		
<p>bridgelux.</p> <p>LED V8 Gen6</p> <p>FWHM / FWTM 105.0 + 106.0° / 118.0 + 119.0°</p> <p>Efficiency 94 %</p> <p>Peak intensity 0.4 cd/lm</p> <p>LEDs/each optic 1</p> <p>Light colour White</p> <p>Required components: C14436_JENNY-HLD-A-BLK</p>		
<p>CITIZEN</p> <p>LED CLL01x</p> <p>FWHM / FWTM 104.0° / 116.0 + 117.0°</p> <p>Efficiency 94 %</p> <p>Peak intensity 0.4 cd/lm</p> <p>LEDs/each optic 1</p> <p>Light colour White</p> <p>Required components: C14436_JENNY-HLD-A-BLK</p>		
<p>CITIZEN</p> <p>LED CLL01x</p> <p>FWHM / FWTM 104.0° / 117.0°</p> <p>Efficiency 94 %</p> <p>Peak intensity 0.4 cd/lm</p> <p>LEDs/each optic 1</p> <p>Light colour White</p> <p>Required components:</p>		

PHOTOMETRIC DATA (MEASURED):

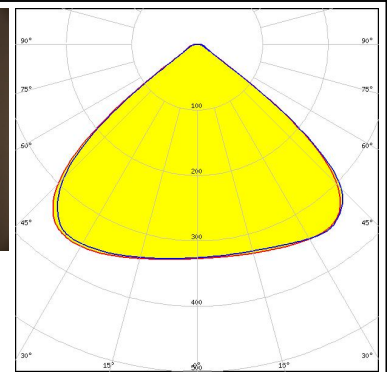

CITIZEN

LED CLL02x/CLU02x (LES10)
 FWHM / FWTM 103.0° / 117.0 + 116.0°
 Efficiency 93 %
 Peak intensity 0.4 cd/lm
 LEDs/each optic 1
 Light colour White
 Required components:
 C14436_JENNY-HLD-A-BLK



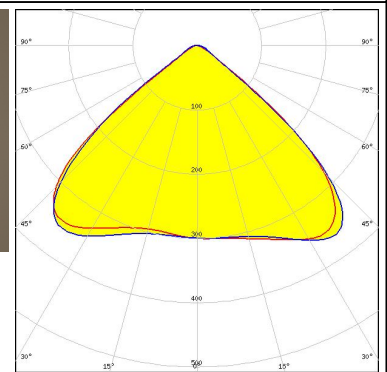

CITIZEN

LED CLL02x/CLU02x (LES10)
 FWHM / FWTM 103.0° / 116.0°
 Efficiency 93 %
 Peak intensity 0.4 cd/lm
 LEDs/each optic 1
 Light colour White
 Required components:



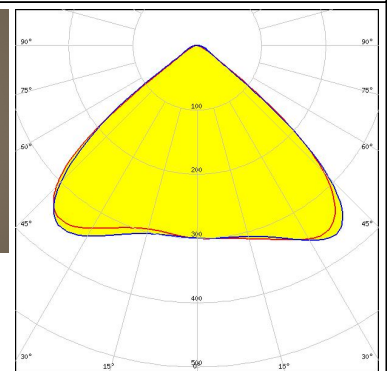

CITIZEN

LED CLU700/701/702/703
 FWHM / FWTM 102.0° / 116.0 + 118.0°
 Efficiency 93 %
 Peak intensity 0.5 cd/lm
 LEDs/each optic 1
 Light colour White
 Required components:
 C14436_JENNY-HLD-A-BLK


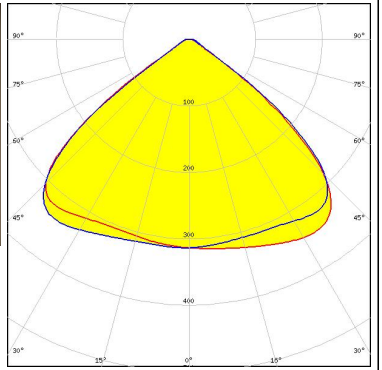

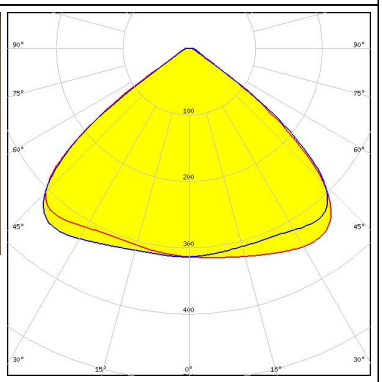

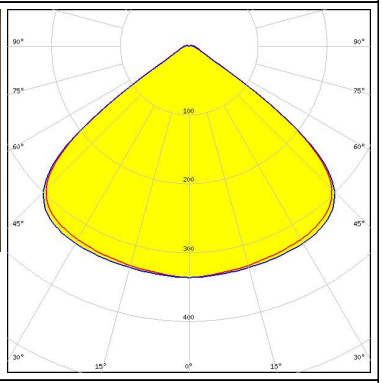

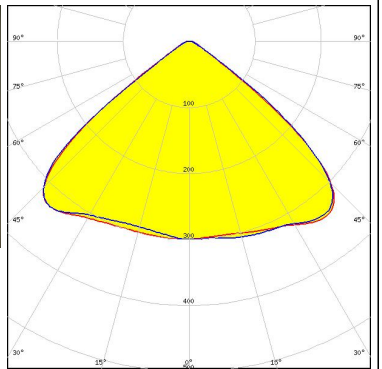


CITIZEN


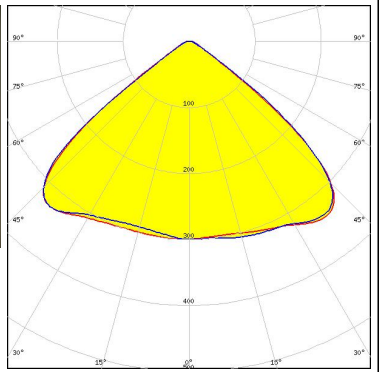

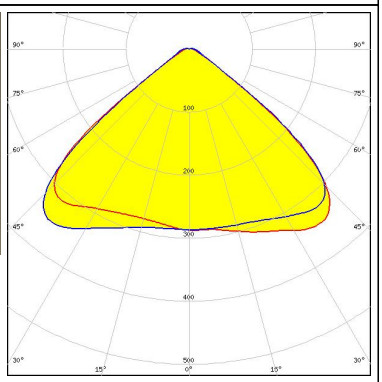

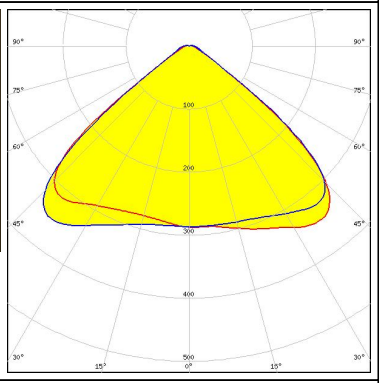

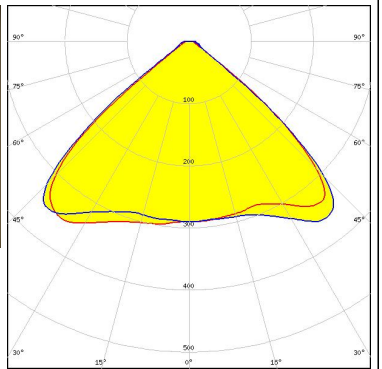
LED CLU700/701/702/703
 FWHM / FWTM 102.0° / 116.0 + 118.0°
 Efficiency 93 %
 Peak intensity 0.5 cd/lm
 LEDs/each optic 1
 Light colour White
 Required components:




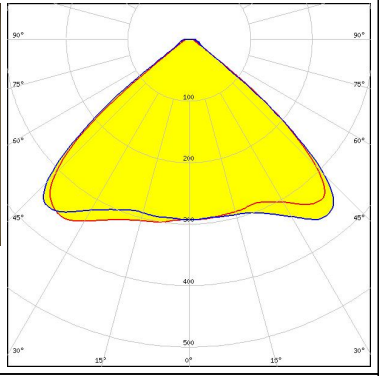

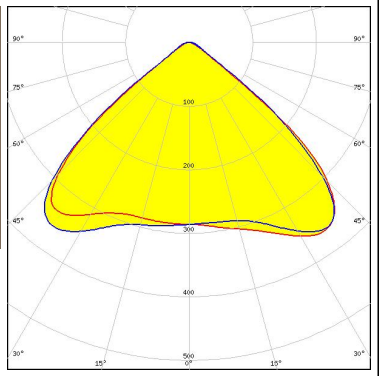

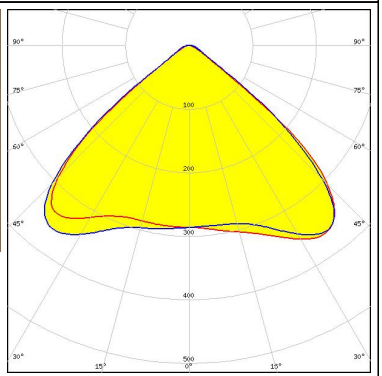

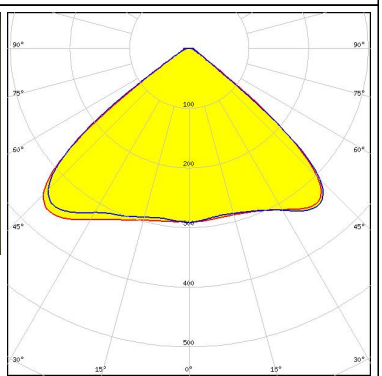
PHOTOMETRIC DATA (MEASURED):

<p>CREE → LED</p> <p>LED CXA/B 13xx FWHM / FWTM 105.0° / 119.0° Efficiency 94 % Peak intensity 0.4 cd/lm LEDs/each optic 1 Light colour White Required components: C14436_JENNY-HLD-A-BLK</p>		
<p>CREE → LED</p> <p>LED CXA/B 13xx FWHM / FWTM 105.0° / 119.0° Efficiency 94 % Peak intensity 0.4 cd/lm LEDs/each optic 1 Light colour White Required components:</p>		
<p>CREE → LED</p> <p>LED CXA/B 15xx FWHM / FWTM 106.0° / 119.0° Efficiency 94 % Peak intensity 0.4 cd/lm LEDs/each optic 1 Light colour White Required components:</p>		
<p>CREE → LED</p> <p>LED MK-R FWHM / FWTM 105.0° / 121.0° Efficiency 92 % Peak intensity 0.4 cd/lm LEDs/each optic 1 Light colour White Required components: C14436_JENNY-HLD-A-BLK</p>		

PHOTOMETRIC DATA (MEASURED):

<p>CREE → LED</p> <p>LED MK-R FWHM / FWTM 105.0° / 120.0° Efficiency 92 % Peak intensity 0.4 cd/lm LEDs/each optic 1 Light colour White Required components:</p>		
<p>CREE → LED</p> <p>LED XHP50 FWHM / FWTM 105.0° / 126.0° Efficiency 94 % Peak intensity 0.4 cd/lm LEDs/each optic 1 Light colour White Required components:</p>		
<p>CREE → LED</p> <p>LED XHP50 FWHM / FWTM 105.0° / 126.0° Efficiency 94 % Peak intensity 0.4 cd/lm LEDs/each optic 1 Light colour White Required components: C14436_JENNY-HLD-A-BLK</p>		
<p>CREE → LED</p> <p>LED XM-L EZW FWHM / FWTM 103.0° / 119.0° Efficiency 94 % Peak intensity 0.5 cd/lm LEDs/each optic 1 Light colour White Required components:</p>		

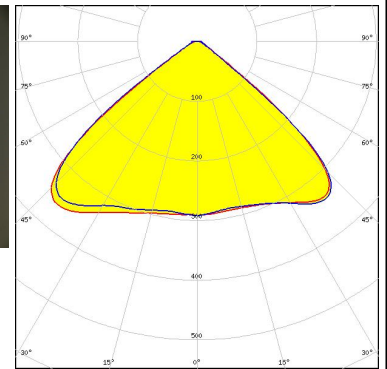
PHOTOMETRIC DATA (MEASURED):

<p>CREE LED</p> <p>LED XM-L EZW FWHM / FWTM 102.0 + 103.0° / 117.0 + 120.0° Efficiency 94 % Peak intensity 0.5 cd/lm LEDs/each optic 1 Light colour White Required components: C14436_JENNY-HLD-A-BLK</p>		
<p>LUMILEDS</p> <p>LED LUXEON 5258 FWHM / FWTM 103.0 + 104.0° / 118.0 + 120.0° Efficiency 94 % Peak intensity 0.5 cd/lm LEDs/each optic 1 Light colour White Required components: C14436_JENNY-HLD-A-BLK</p>		
<p>LUMILEDS</p> <p>LED LUXEON 5258 FWHM / FWTM 103.0° / 118.0 + 120.0° Efficiency 94 % Peak intensity 0.5 cd/lm LEDs/each optic 1 Light colour White Required components:</p>		
<p>LUMILEDS</p> <p>LED LUXEON M/MX FWHM / FWTM 105.0° / 120.0° Efficiency 94 % Peak intensity 0.5 cd/lm LEDs/each optic 1 Light colour White Required components: C14436_JENNY-HLD-A-BLK</p>		

PHOTOMETRIC DATA (MEASURED):

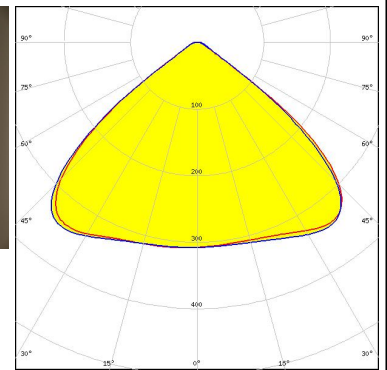

LUMILEDS

LED LUXEON M/MX
FWHM / FWTM 104.0° / 120.0°
Efficiency 94 %
Peak intensity 0.5 cd/lm
LEDs/each optic 1
Light colour White
Required components:



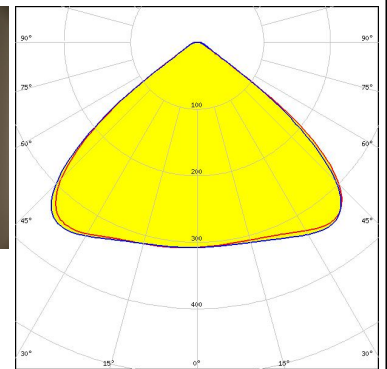

NICHIA

LED NSMx286M
FWHM / FWTM 105.0° / 118.0°
Efficiency 94 %
Peak intensity 0.4 cd/lm
LEDs/each optic 1
Light colour White
Required components:



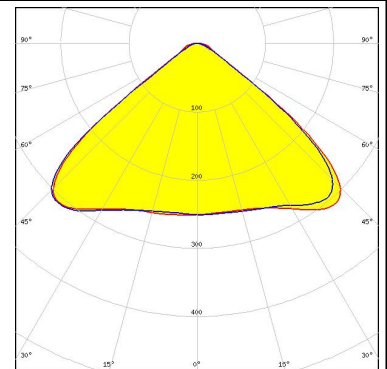
NICHIA

LED NSMx286M
FWHM / FWTM 105.0 + 104.0° / 118.0 + 119.0°
Efficiency 94 %
Peak intensity 0.4 cd/lm
LEDs/each optic 1
Light colour White
Required components:
C14436_JENNY-HLD-A-BLK



NICHIA

LED NV4x144A
FWHM / FWTM 107.0° / 132.0 + 128.0°
Efficiency 92 %
Peak intensity 0.5 cd/lm
LEDs/each optic 1
Light colour White
Required components:
C14436_JENNY-HLD-A-BLK

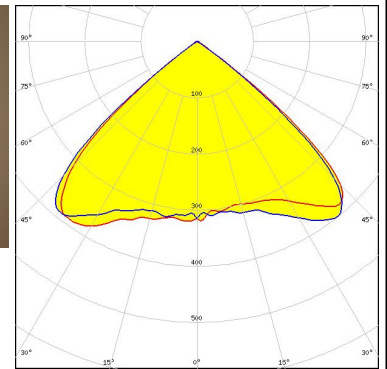



PHOTOMETRIC DATA (MEASURED):

OSRAM

Opto Semiconductors


LED Duris S10
 FWHM / FWTM 108.0° / 124.0°
 Efficiency 94 %
 Peak intensity 0.4 cd/lm
 LEDs/each optic 1
 Light colour White
 Required components:
 C14436_JENNY-HLD-A-BLK



OSRAM

Opto Semiconductors

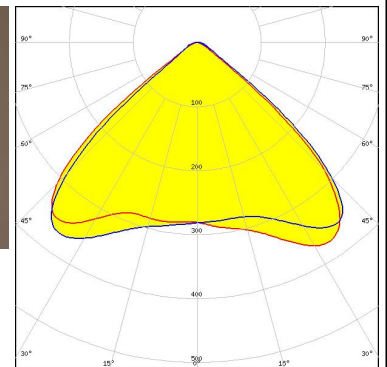

LED Duris S10
 FWHM / FWTM 108.0° / 124.0°
 Efficiency 94 %
 Peak intensity 0.4 cd/lm
 LEDs/each optic 1
 Light colour White
 Required components:



OSRAM

Opto Semiconductors

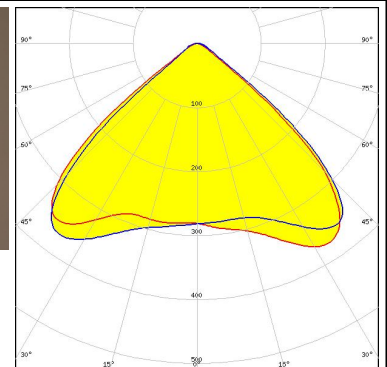

LED Duris S8
 FWHM / FWTM 102.0° / 117.0 + 120.0°
 Efficiency 94 %
 Peak intensity 0.5 cd/lm
 LEDs/each optic 1
 Light colour White
 Required components:
 C14436_JENNY-HLD-A-BLK



OSRAM

Opto Semiconductors

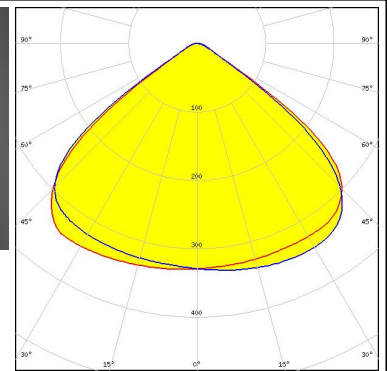

LED Duris S8
 FWHM / FWTM 102.0° / 118.0°
 Efficiency 94 %
 Peak intensity 0.5 cd/lm
 LEDs/each optic 1
 Light colour White
 Required components:



PHOTOMETRIC DATA (MEASURED):

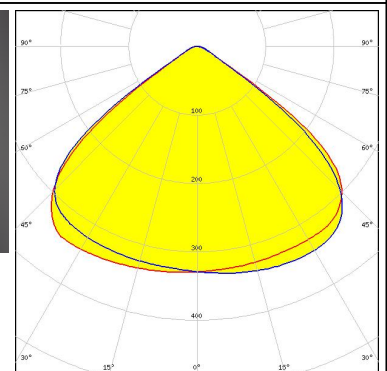

SAMSUNG

LED LC003D / LC006D / LC009D / LC013D
 FWHM / FWTM 106.0° / 121.0°
 Efficiency 94 %
 Peak intensity 0.4 cd/lm
 LEDs/each optic 1
 Light colour White
 Required components:
 C14436_JENNY-HLD-A-BLK



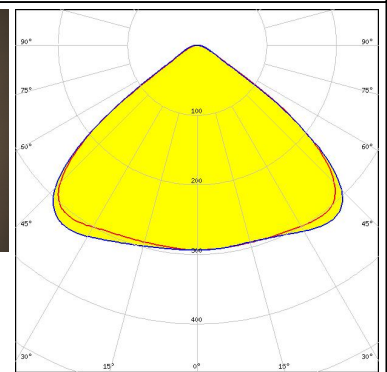

SAMSUNG

LED LC003D / LC006D / LC009D / LC013D
 FWHM / FWTM 106.0° / 121.0°
 Efficiency 94 %
 Peak intensity 0.4 cd/lm
 LEDs/each optic 1
 Light colour White
 Required components:



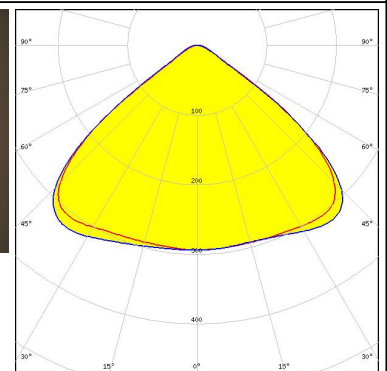

SEOUL SEMICONDUCTOR

LED MJT COB LES 6
 FWHM / FWTM 111.0° / 130.0°
 Efficiency 91 %
 Peak intensity 0.4 cd/lm
 LEDs/each optic 1
 Light colour White
 Required components:
 C14436_JENNY-HLD-A-BLK



SEOUL SEMICONDUCTOR

LED MJT COB LES 6
 FWHM / FWTM 111.0° / 130.0°
 Efficiency 91 %
 Peak intensity 0.4 cd/lm
 LEDs/each optic 1
 Light colour White
 Required components:



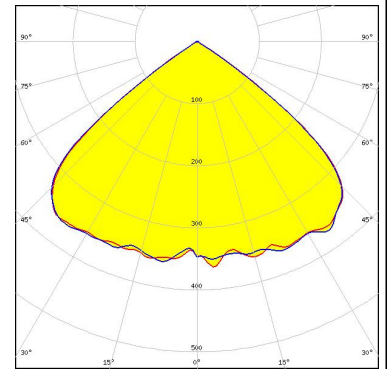
PHOTOMETRIC DATA (MEASURED):

<p> SEOUL SEMICONDUCTOR</p> <p>LED MJT COB LES 9.8</p> <p>FWHM / FWTM 105.0° / 128.0°</p> <p>Efficiency 93 %</p> <p>Peak intensity 0.4 cd/lm</p> <p>LEDs/each optic 1</p> <p>Light colour White</p> <p>Required components: C14436_JENNY-HLD-A-BLK</p>		
<p> SEOUL SEMICONDUCTOR</p> <p>LED MJT COB LES 9.8</p> <p>FWHM / FWTM 105.0° / 128.0°</p> <p>Efficiency 93 %</p> <p>Peak intensity 0.4 cd/lm</p> <p>LEDs/each optic 1</p> <p>Light colour White</p> <p>Required components:</p>		

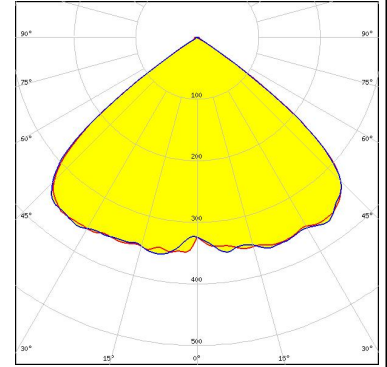
PHOTOMETRIC DATA (SIMULATED):



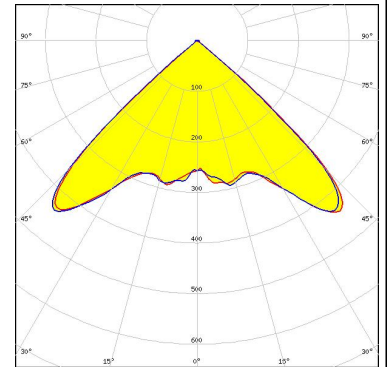
LED V10 Gen7
FWHM / FWTM 95.0 + 102.0° / 105.0 + 112.0°
Efficiency 94 %
Peak intensity 0.4 cd/lm
LEDs/each optic 1
Light colour White
Required components:
C14436_JENNY-HLD-A-BLK



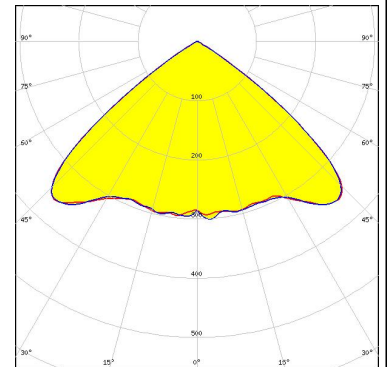
LED V10 Gen7
FWHM / FWTM 95.0 + 102.0° / 105.0 + 112.0°
Efficiency 94 %
Peak intensity 0.4 cd/lm
LEDs/each optic 1
Light colour White
Required components:



LED J Series 2835
FWHM / FWTM 95.0° / 100.0°
Efficiency 96 %
Peak intensity 0.8 cd/lm
LEDs/each optic 1
Light colour White
Required components:



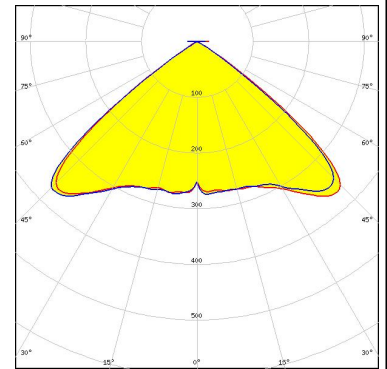
LED XHP35 HD
FWHM / FWTM 102.0° / 112.0°
Efficiency 94 %
Peak intensity 0.4 cd/lm
LEDs/each optic 1
Light colour White
Required components:



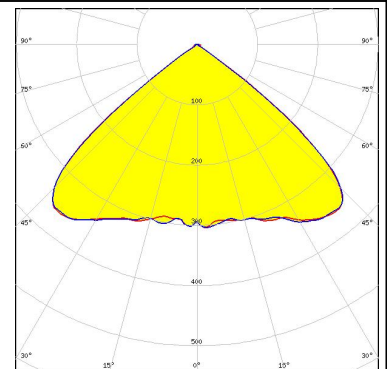
PHOTOMETRIC DATA (SIMULATED):



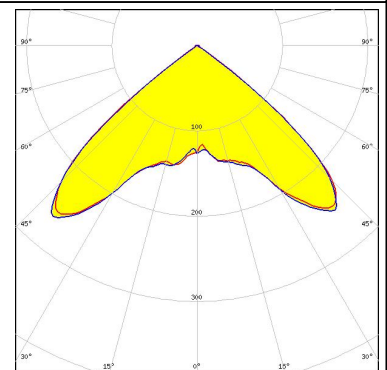
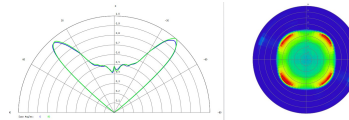
LED XHP50.2
FWHM / FWTM 104.0° / 114.0°
Efficiency 94 %
Peak intensity 0.5 cd/lm
LEDs/each optic 1
Light colour White
Required components:



LED LUXEON 7070
FWHM / FWTM 102.0° / 110.0°
Efficiency 93 %
Peak intensity 0.5 cd/lm
LEDs/each optic 1
Light colour White
Required components:



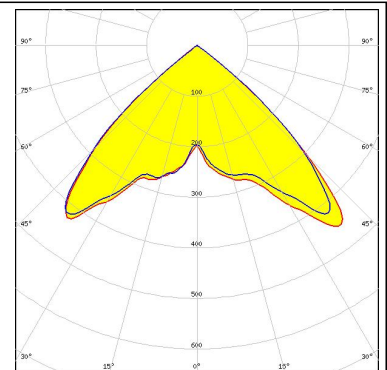
LED XFM-5050 4 Die
FWHM / FWTM 98.0° / 103.0°
Efficiency 66 %
LEDs/each optic 1
Light colour UV-C
Required components:



The UVC LED result tolerance is ± 10 %


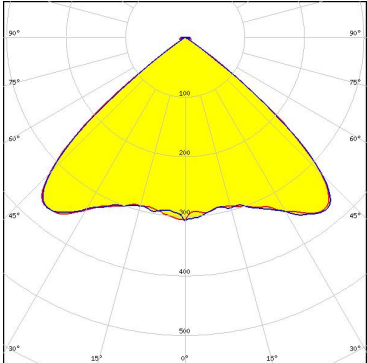

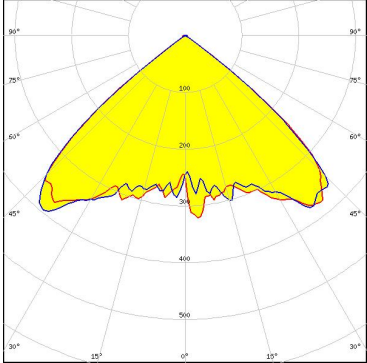


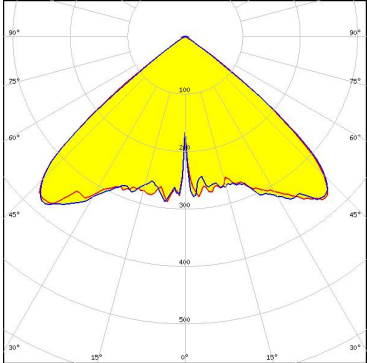


LED NCSU334A
FWHM / FWTM 96.0° / 105.0°
Efficiency 71 %
LEDs/each optic 1
Light colour UV-C
Required components:



The UVC LED result tolerance is ± 10 %

PHOTOMETRIC DATA (SIMULATED):

 NICHIA			
LED	NVSxE21A		
FWHM / FWTM	100.0° / 110.0 + 108.0°		
Efficiency	94 %		
Peak intensity	0.6 cd/lm		
LEDs/each optic	4		
Light colour	White		
Required components:			
 OSRAM Opto Semiconductors			
LED	OSCONIQ P 7070		
FWHM / FWTM	100.0° / 107.0°		
Efficiency	93 %		
Peak intensity	0.5 cd/lm		
LEDs/each optic	1		
Light colour	White		
Required components:	C14436_JENNY-HLD-A-BLK		
 OSRAM Opto Semiconductors			
LED	OSCONIQ P 7070		
FWHM / FWTM	100.0° / 110.0 + 999.9°		
Efficiency	94 %		
Peak intensity	0.6 cd/lm		
LEDs/each optic	1		
Light colour	White		
Required components:			

GENERAL INFORMATION:

NOTE: The typical beam angle will be changed by different color, chip size and chip position tolerance. The typical total beam angle is the full angle measured where the luminous intensity is half of the peak value.

Due to use of high power COB's with this product, special attention to proper thermal design is highly recommended. LEDiL has no liability for direct, indirect or consecutive damages arising from the LEDiL products being used outside of the recommended temperature range.

MATERIALS:

As part of our continuous research and improvement processes, and to ensure the best possible quality and availability of our products, LEDiL reserves the right to change material grades without notice.

PRODUCT DATA USER AGREEMENT AND DISCLAIMER:

The measured data in the provided downloadable LEDiL Product Datasheets and Mechanical 2D-Drawings is rounded and provided as reference for planning. LEDiL Oy's optical specifications have been verified by conducting performance testing of the products in accordance with the company's quality system. The reported data are averaged results of multiple measurements with typical variation. LEDiL Oy reserves the right to without prior notification make changes and improvements to its products.

LEDiL Oy assumes neither warranty, nor guarantee nor any other liability of any kind for the contents and correctness of the provided data. The provided data has been generated with highest diligence but the provided data may in reality not represent the complete possible variation range of all intrinsic parameters. Therefore, in certain cases a deviation from the provided data could occur.

LEDiL Oy reserves the right to undertake technical changes of its products without further notification which could lead to changes in the provided data. LEDiL Oy assumes no liability of any kind for the possible deviation from any provided data or any other damage resulting from the usage of the provided data.

The user agrees to this disclaimer and user agreement with the download or usage of the provided files.

LEDiL Oy

Joensuunkatu 13
FI-24240 SALO
Finland

LEDiL Inc.

228 West Page Street
Suite D
Sycamore IL 60178
USA

Ledil Optics Technology (Shenzhen) Co., Ltd.

405 , Block B
Casic Motor Building
Shenzhen 518057
P.R.CHINA

Local sales and technical support

[www.ledil.com/
where_to_buy](http://www.ledil.com/where_to_buy)

Shipping locations

Salo, Finland
Hong Kong, China

Distribution Partners

[www.ledil.com/
where_to_buy](http://www.ledil.com/where_to_buy)