

Sensor/actuator cable - SAC-17P-MS/5,0-35T/FS SH SCO - 1402421

Please be informed that the data shown in this PDF Document is generated from our Online Catalog. Please find the complete data in the user's documentation. Our General Terms of Use for Downloads are valid (<http://phoenixcontact.com/download>)




Sensor/actuator cable, 17-pos., PUR/PVC, RAL 9005 (black), shielded, straight M12 SPEEDCON male plug (A-coded) to straight M12 SPEEDCON female plug, cable length: 5 m

Your advantages

- ✓ Easy and safe: 100% electrically tested plug-in components
- ✓ Save time, thanks to installation with SPEEDCON fast locking system
- ✓ Save space – with high-pos. connectors
- ✓ Reliable signal transmission – 360° shielding in environments with electromagnetic interference



Key Commercial Data

Packing unit	1 pc
GTIN	 4 046356 615419
GTIN	4046356615419

Technical data

Dimensions

Length of cable	5 m
-----------------	-----

Ambient conditions

Ambient temperature (operation)	-25 °C ... 90 °C (Plug / socket)
Degree of protection	IP65/IP68/IP69K

General

Rated current at 40°C	1.5 A
Rated voltage	30 V AC
	30 V DC
Number of positions	17
Coding	A - standard
Status display	No

Sensor/actuator cable - SAC-17P-MS/5,0-35T/FS SH SCO - 1402421

Technical data

General

Protective circuit/component	unwired
Overvoltage category	II
Degree of pollution	3
Insertion/withdrawal cycles	≥ 100

Material

Flammability rating according to UL 94	V0
Contact material	CuZn
Contact surface material	Ni/Au
Contact carrier material	PA 6.6
Material of grip body	TPU, hardly inflammable, self-extinguishing
Material, knurls	Zinc die-cast, nickel-plated

Standards and Regulations

Flammability rating according to UL 94	V0
--	----

Cable

Cable type	Black PUR/PVC twisted pair
Cable type (abbreviation)	35T
Cable abbreviation	LSYWC11Y
UL AWM style	20233 / 1061 (80°C/300 V)
Conductor cross section	17x 0.14 mm ² (Signal line)
AWG signal line	26
Conductor structure signal line	18x 0.10 mm
Core diameter including insulation	1 mm ±0.05 mm (Signal line)
Wire colors	White-brown, green-yellow, gray-pink, blue-red, black-violet, gray/pink-red/blue, white/green-brown/green, white/yellow-yellow/brown-white/gray
Overall twist	7 pairs and 1 three-way unit, intertwisted
Shielding	Tinned copper braided shield
Optical shield covering	85 %
External sheath, color	black RAL 9005
External cable diameter D	9.2 mm ±0.2 mm
Minimum bending radius, fixed installation	5 x D
Minimum bending radius, flexible installation	10 x D
Number of bending cycles	4000000
Bending radius	92 mm
Traversing path	10 m
Traversing rate	3 m/s
Acceleration	10 m/s ²
Cable weight	105 kg/km
Outer sheath, material	PUR
Material, inner sheath	PVC
Material conductor insulation	PVC

Sensor/actuator cable - SAC-17P-MS/5,0-35T/FS SH SCO - 1402421

Technical data

Cable

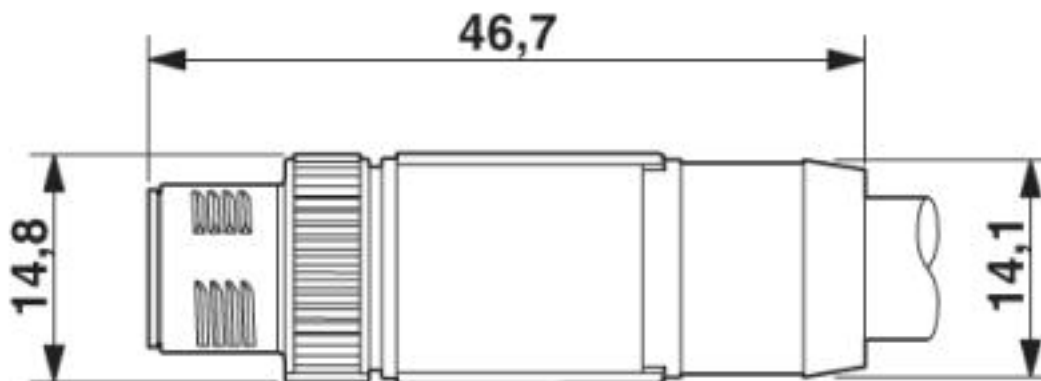
Conductor material	Tin-plated Cu litz wires
Insulation resistance	≥ 10 MΩ*km (at 20 °C)
Conductor resistance	142 Ω/km (at 20 °C)
Nominal voltage, cable	42 V AC
Test voltage, cable	1500 V AC
Special properties	Flexible cable conduit capable
Flame resistance	According to DIN EN 60332-1-2
	According to VW-1
Resistance to oil	in accordance with DIN EN 60811-2-1
Other resistance	hydrolysis and microbe resistant according to EN 50396
Ambient temperature (operation)	-30 °C ... 80 °C (cable, fixed installation)
	-5 °C ... 80 °C (cable, flexible installation)

Environmental Product Compliance

REACH SVHC	Lead 7439-92-1
China RoHS	Environmentally Friendly Use Period = 50
	For details about hazardous substances go to tab "Downloads", Category "Manufacturer's declaration"

Drawings

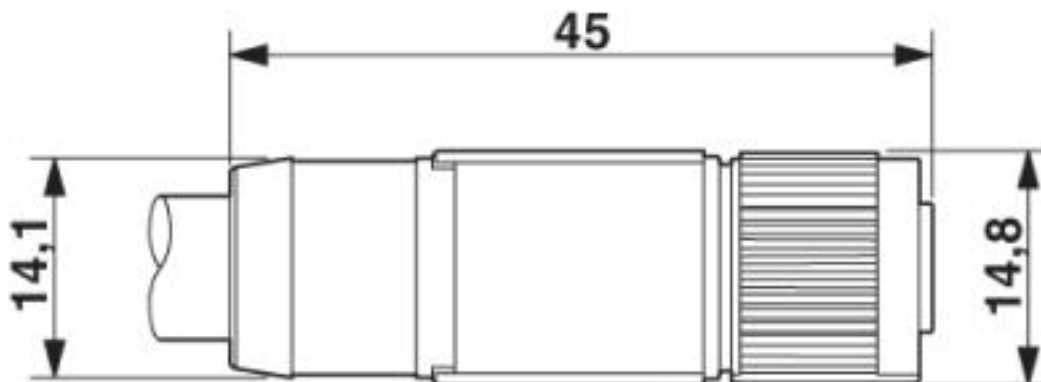
Dimensional drawing



M12 SPEEDCON plug, straight, shielded

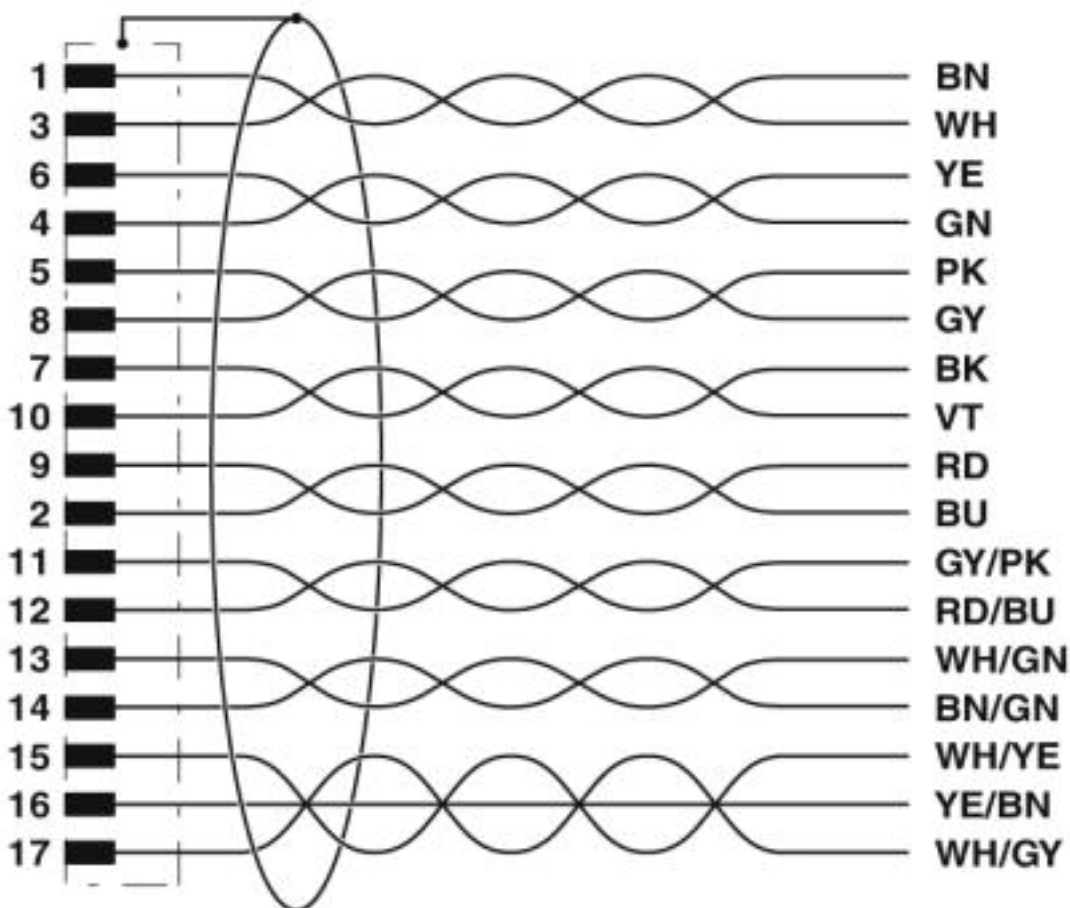
Sensor/actuator cable - SAC-17P-MS/5,0-35T/FS SH SCO - 1402421

Dimensional drawing



Socket M12-SPEEDCON, straight, shielded

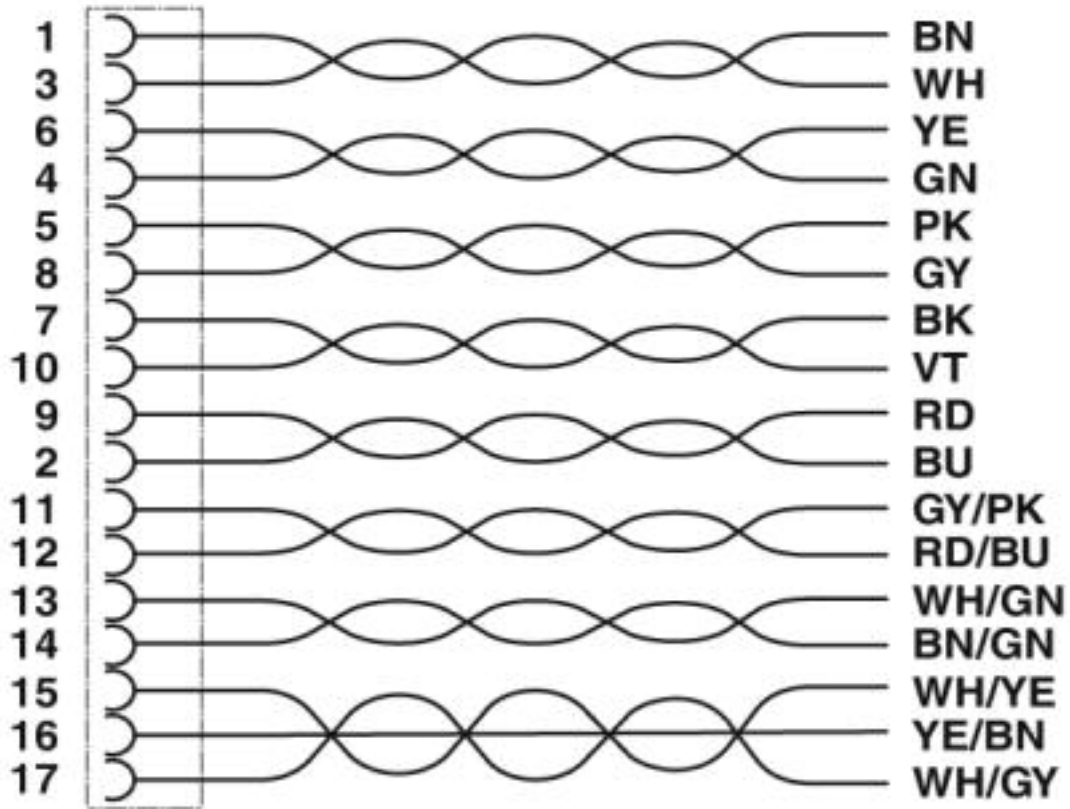
Circuit diagram



Contact assignment of the M12 plug

Sensor/actuator cable - SAC-17P-MS/5,0-35T/FS SH SCO - 1402421

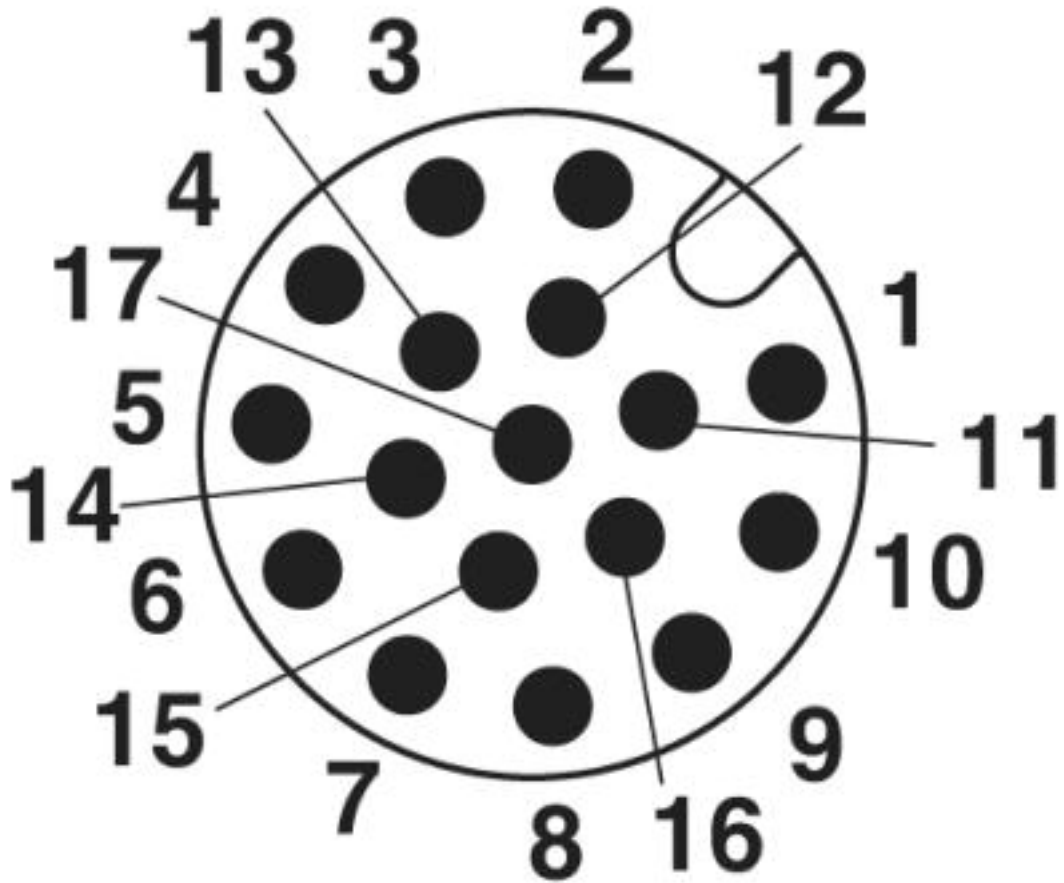
Circuit diagram



Contact assignment of the M12 socket

Sensor/actuator cable - SAC-17P-MS/5,0-35T/FS SH SCO - 1402421

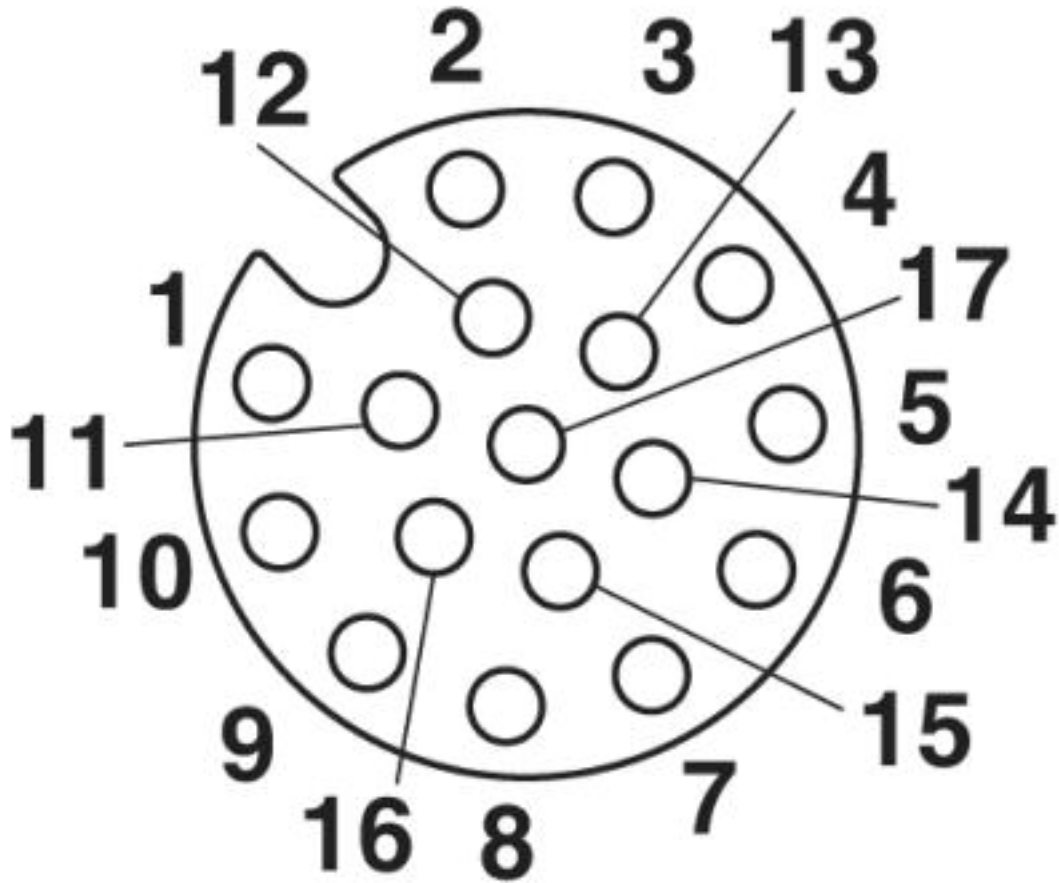
Schematic diagram



Pin assignment M12 male connector, 17-pos., male side view

Sensor/actuator cable - SAC-17P-MS/5,0-35T/FS SH SCO - 1402421

Schematic diagram



Pin assignment M12, 17-pos., socket side view

Sensor/actuator cable - SAC-17P-MS/5,0-35T/FS SH SCO - 1402421

Cable cross section



Black PUR/PVC twisted pair [35T]

Approvals

Approvals

Approvals

EAC / UL Listed


Ex Approvals

Approval details

Sensor/actuator cable - SAC-17P-MS/5,0-35T/FS SH SCO - 1402421

Approvals

EAC		RU C- DE.BL08.B.00286
-----	---	--------------------------

UL Listed		http://database.ul.com/cgi-bin/XYV/template/LISEXT/1FRAME/index.htm	FILE E 221474
-----------	---	---	---------------

Nominal voltage UN	30 V
Nominal current IN	1 A

Phoenix Contact 2019 © - all rights reserved
<http://www.phoenixcontact.com>

PHOENIX CONTACT GmbH & Co. KG
Flachsmarktstr. 8
32825 Blomberg
Germany
Tel. +49 5235 300
Fax +49 5235 3 41200
<http://www.phoenixcontact.com>