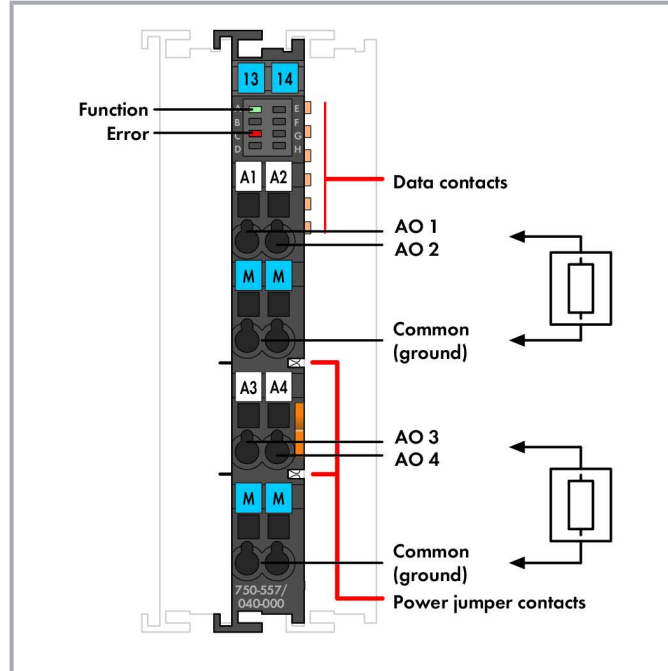


Data sheet | Item number: 750-557/040-000
4-channel analog output; ± 10 VDC; Extreme

www.wago.com/750-557/040-000



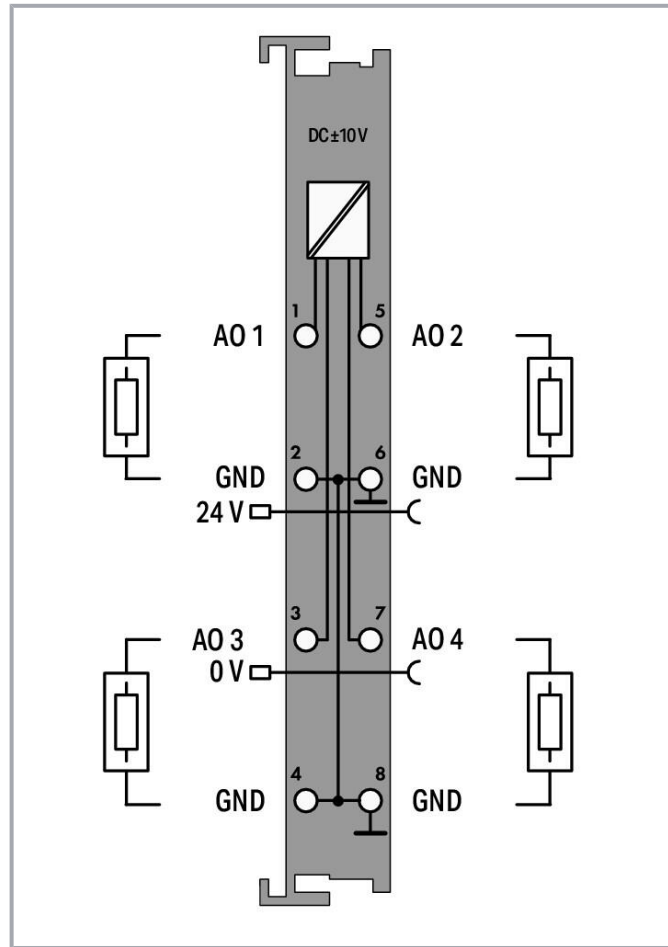
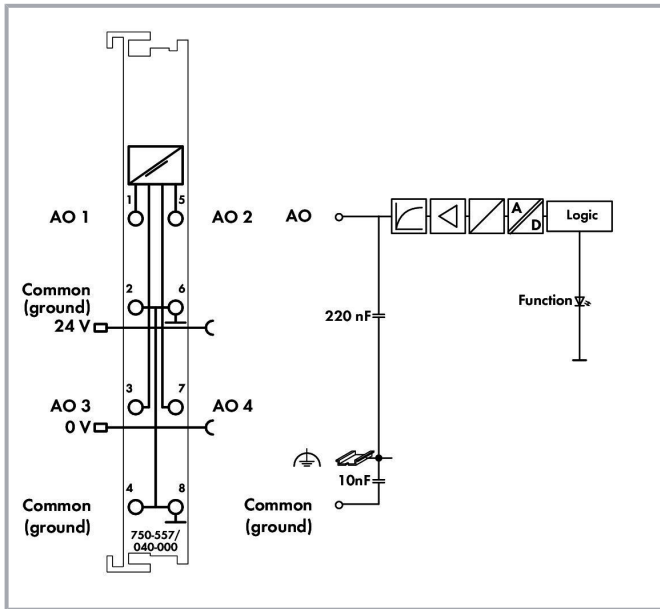
Color: —



Subject to changes. Please also observe the further product documentation!

WAGO GmbH & Co. KG
Hansastr. 27
32423 Minden
Phone: +49571 887-0 | Fax: +49571 887-169
Email: info.de@wago.com | Web: www.wago.com

Do you have any questions about our products?
We are always happy to take your call at +49 (571) 887-44222.



Item description

The analog output module generates standard ± 10 V signals.

The output signal is electrically isolated and transmitted with a resolution of 12 bits.

The internal system supply powers the module.

The module's output channels have a common ground potential.

The device is ideal for operation in extreme environments thanks to:

- An extended temperature range
- Greater immunity to impulse voltages and electromagnetic interference
- Higher vibration and shock resistance

Subject to changes. Please also observe the further product documentation!

WAGO GmbH & Co. KG

Hansastr. 27

32423 Minden

Phone: +49571 887-0 | Fax: +49571 887-169

Email: info.de@wago.com | Web: www.wago.com

Do you have any questions about our products?

We are always happy to take your call at +49 (571) 887-44222.



Data

Technical data

| | |
|--|---|
| Number of analog outputs | 4 |
| Total number of channels (module) | 4 |
| Signal type | Voltage |
| Signal type (voltage) | -10 ... +10 VDC |
| Actuator connection | 4 x (2-wire) |
| Resolution [bit] | 12 bits |
| Data width | 4 x 16-bit data; 4 x 8-bit control/status (optional) |
| Load impedance (voltage output) | ≥ 5 kΩ |
| Conversion time (typ.) | 10 ms |
| Measurement error (reference temperature) | 25 °C |
| Measurement error, deviation (max.) from the upper-range value | 0.1 % |
| Temperature error (max.) of the upper-range value | 0.01 %/K |
| Output error, deviation (max.) of the upper-range value | 0.1 % |
| Temperature error (max.) of the output range value | 0.01 %/K |
| Recovery time (typ.) | 100 ms |
| Supply voltage (system) | 5 VDC; via data contacts |
| Current consumption (5 V system supply) | 125 mA |
| Supply voltage (field) | 24 VDC (-25 ... +30 %); via power jumper contacts (power supply via blade contact; transmission via spring contact); Derating must be observed! |
| Dielectric strength | 510 VAC/775 VDC; per EN 60870-2-1 |
| Rated surge voltage | 1 kV |
| Indicators | LED (A) green: Function; LED (C) red: Error |
| Number of incoming power jumper contacts | 2 |
| Number of outgoing power jumper contacts | 2 |
| Current carrying capacity (power jumper contacts) | 10 A |
| Derating | Derating (supply voltage): Ambient temperatures under laboratory conditions: (-25 ... +30 %); for -40 ... +55 °C: 24 V (-25 ... +20 %); for +55 ... +70 °C: 24 V (-25 ... +10 %); Lower limit in all temperature ranges: -27.5 % (including 15 % residual ripple) |

Connection data

| | |
|---------------------------------------|-----------------|
| Connection technology: inputs/outputs | 8 x CAGE CLAMP® |
| Connection type 1 | Inputs/Outputs |

Subject to changes. Please also observe the further product documentation!



| | |
|-------------------------|--|
| Solid conductor | 0.25 ... 2.5 mm ² / 24 ... 14 AWG |
| Fine-stranded conductor | 0.25 ... 2.5 mm ² / 24 ... 14 AWG |
| Strip length | 8 ... 9 mm / 0.31 ... 0.35 inches |

Physical data

| | |
|-----------------------------------|------------------------|
| Width | 12 mm / 0.472 inches |
| Height | 100 mm / 3.937 inches |
| Depth | 67.8 mm / 2.669 inches |
| Depth from upper-edge of DIN-rail | 60.6 mm / 2.386 inches |

Mechanical Data

| | |
|---------------|-------------|
| Mounting type | DIN-35 rail |
|---------------|-------------|

Material Data

| | |
|--------------------|------------------------------|
| Color | dark gray |
| Housing material | Polycarbonate; polyamide 6.6 |
| Fire load | 0.974 MJ |
| Weight | 51.4 g |
| Conformity marking | CE |

Environmental requirements

| | |
|--|--|
| Ambient temperature (operation) | -40 ... +70 °C |
| Ambient temperature (storage) | -40 ... +85 °C |
| Protection type | IP20 |
| Pollution degree | 2 per IEC 61131-2 |
| Operating altitude | without temperature derating: 0 ... 2000 m; with temperature derating: 2000 ... 5000 m (0.5 K/100 m); 5000 m (max.) |
| Mounting position | horizontal (standing/lying); vertical |
| Relative humidity (without condensation) | 95 % |
| Relative humidity (with condensation) | Short-term condensation per Class 3K7/IEC EN 60721-3-3 and E-DIN 40046-721-3 (except for wind-driven precipitation, water and ice formation) |
| Vibration resistance | per IEC 60068-2-6 (acceleration: 5g), EN 60870-2-2, IEC 60721-3-1, -3, EN 50155; EN 61373 |
| Shock resistance | per IEC 60068-2-27 (15g/11 ms/half-sine/1,000 shocks; 25g/6 ms/1,000 shocks), EN 50155, EN 61373 |
| EMC immunity to interference | per EN 61000-6-1, -2; EN 61131-2; marine applications; EN 50121-3-2; EN 50121-4, -5; EN 60255-26; |

Subject to changes. Please also observe the further product documentation!



| | |
|--|--|
| | EN 60870-2-1; EN 61850-3; IEC 61000-6-5; IEEE 1613; VDEW: 1994 |
| EMC emission of interference | per EN 61000-6-3, -4, EN 61131-2, EN 60255-26, marine applications, EN 60870-2-1, EN 61850-3, EN 50121-3-2, EN 50121-4, -5 |
| Exposure to pollutants | Per IEC 60068-2-42 and IEC 60068-2-43 |
| Permissible H ₂ S contaminant concentration at a relative humidity 75 % | 10 ppm |
| Permissible SO ₂ contaminant concentration at a relative humidity 75 % | 25 ppm |

Commercial data

| | |
|-----------------------|-----------------|
| Product Group | 15 (I/O System) |
| eCl@ss 10.0 | 27-24-26-01 |
| eCl@ss 9.0 | 27-24-26-01 |
| ETIM 8.0 | EC001596 |
| ETIM 7.0 | EC001596 |
| PU (SPU) | 1 pcs |
| Packaging type | box |
| Country of origin | DE |
| GTIN | 4050821460350 |
| Customs tariff number | 85389099990 |

Environmental Product Compliance

| | |
|---|--|
| CAS-No. | 7439-92-1 |
| REACH Candidate List Substance | Lead Perfluorobutane sulfonic acid (PFBS) and its salts |
| RoHS Compliance Status | Compliant, With Exemption |
| RoHS Exemption | 6(c) 7(a) 7(c)-I 7(c)-II |
| SCIP notification number (Bulgaria) | 7aef9d63-92e6-4998-b1c8-6acd9ead2c6a |
| SCIP notification number (Czech Republic) | 360e8220-0e20-4789-9feb-39a6f9767fa3 |

Approvals / Certificates

General approvals

| Logo | Approval | Additional Approval Text | Certificate name |
|------|----------|--------------------------|------------------|
| | CCC | CNCA-C23-01 | 2020312310000214 |

Subject to changes. Please also observe the further product documentation!

WAGO GmbH & Co. KG
 Hansastr. 27
 32423 Minden
 Phone: +49571 887-0 | Fax: +49571 887-169
 Email: info.de@wago.com | Web: www.wago.com

Do you have any questions about our products?
 We are always happy to take your call at +49 (571) 887-44222.



CNEX

(Ex ec IIC T4 Gc)



EAC
Brjansker Zertifizierungsstelle

TP TC 020/2011

EAC RU C-DE.AM02.
B.00087/19



KC
National Radio Research Agency

Article 58-2, Clause 3

MSIP-REM-W43-
AOM750




UL
Underwriters Laboratories Inc. (ORDINARY
LOCATIONS)





UL 508

E175199 Sec.1

Declarations of conformity and manufacturer's declarations

| Logo | Approval | Additional Approval Text | Certificate name |
|--|--|--------------------------|------------------|
|  | EU-Declaration of Conformity WAGO GmbH & Co. KG | - | - |

Approvals for marine applications

| Logo | Approval | Additional Approval Text | Certificate name |
|---|------------------------------------|--------------------------|-----------------------|
|  | ABS American Bureau of Shipping | - | 22-2208829- PDA |
|  | DNV DNV Germany GmbH | DNV-CG-0339, Aug. 2021 | TAA00000Y7 |
|  | LR Lloyds Register | - | LR22276776TA |
|  | PRS Polski Rejestr Statków | - | TE/2215 /880590/18 |

Approvals for hazardous areas

Subject to changes. Please also observe the further product documentation!

WAGO GmbH & Co. KG
Hansastr. 27
32423 Minden
Phone: +49571 887-0 | Fax: +49571 887-169
Email: info.de@wago.com | Web: www.wago.com

Do you have any questions about our products?
We are always happy to take your call at +49 (571) 887-44222.



| Logo | Approval | Additional Approval Text | Certificate name |
|------|--|--------------------------|---|
| | ATEX TUEV Nord Cert GmbH | EN 60079-0 | TUEV 17 ATEX 193969X (II 3 G Ex ec IIC T4 Gc) |
| | CCC CNEX | CNCA-C23-01 | 2020312310000214 (Ex ec IIC T4 Gc) |
| | EAC Brjansker Zertifizierungsstelle | TP TC 012/2011 | EAC RU C-DE.AM02.B.00163 /19 (2Ex e IIC T4 Gc X) |
| | IECEX TUEV Nord Cert GmbH | IEC 60079-0 | IECEX TUN 16.0046X (Ex ec IIC T4 Gc) |
| | UKEx WAGO GmbH & Co. KG | EN 60079-0 | UKCA_WAGO22UKEX005X_ec |
| | UL Underwriters Laboratories Inc. (HAZARDOUS LOCATIONS) | UL 121201 | E198726 Sec.1 |

Optional accessories

Marking accessories







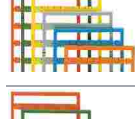

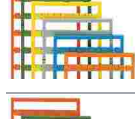
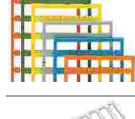
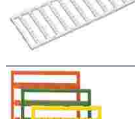

| | | | |
|----------------|---|--|--|
| Marker carrier | | | |
| | Item no.: 750-103 Group marker carrier | | www.wago.com/750-103 |
| Marker | | | |
| | Item no.: 2009-145/000-006 Mini-WSB Inline; for Smart Printer; 1700 pieces on roll; stretchable 5 - 5.2 mm; plain; snap-on type; blue | | www.wago.com/2009-145/000-006 |
| | Item no.: 2009-145 Mini-WSB Inline; for Smart Printer; 1700 pieces on roll; stretchable 5 - 5.2 mm; plain; snap-on type; white | | www.wago.com/2009-145 |

Item no.: 2009-145/000-002

Subject to changes. Please also observe the further product documentation!

WAGO GmbH & Co. KG
Hansastr. 27
32423 Minden
Phone: +49571 887-0 | Fax: +49571 887-169
Email: info.de@wago.com | Web: www.wago.com

Do you have any questions about our products?
We are always happy to take your call at +49 (571) 887-44222.

| | | |
|--|---|--|
|  | Mini-WSB Inline; for Smart Printer; 1700 pieces on roll; stretchable 5 - 5.2 mm; plain; snap-on type; yellow | www.wago.com/2009-145/000-002 |
|  | Item no.: 2009-145/000-007 Mini-WSB Inline; for Smart Printer; 1700 pieces on roll; stretchable 5 - 5.2 mm; plain; snap-on type; gray | www.wago.com/2009-145/000-007 |
|  | Item no.: 2009-145/000-005 Mini-WSB Inline; for Smart Printer; 1700 pieces on roll; stretchable 5 - 5.2 mm; plain; snap-on type; red | www.wago.com/2009-145/000-005 |
|  | Item no.: 2009-145/000-012 Mini-WSB Inline; for Smart Printer; 1700 pieces on roll; stretchable 5 - 5.2 mm; plain; snap-on type; orange | www.wago.com/2009-145/000-012 |
|  | Item no.: 2009-145/000-023 Mini-WSB Inline; for Smart Printer; 1700 pieces on roll; stretchable 5 - 5.2 mm; plain; snap-on type; green | www.wago.com/2009-145/000-023 |
|  | Item no.: 2009-145/000-024 Mini-WSB Inline; for Smart Printer; 1700 pieces on roll; stretchable 5 - 5.2 mm; plain; snap-on type; violet | www.wago.com/2009-145/000-024 |
|  | Item no.: 248-501/000-006 Mini-WSB marking card; as card; not stretchable; plain; snap-on type; blue | www.wago.com/248-501/000-006 |
|  | Item no.: 248-501/000-007 Mini-WSB marking card; as card; not stretchable; plain; snap-on type; gray | www.wago.com/248-501/000-007 |
|  | Item no.: 248-501/000-002 Mini-WSB marking card; as card; not stretchable; plain; snap-on type; yellow | www.wago.com/248-501/000-002 |
|  | Item no.: 248-501/000-012 Mini-WSB marking card; as card; not stretchable; plain; snap-on type; orange | www.wago.com/248-501/000-012 |
|  | Item no.: 248-501 Mini-WSB marking card; as card; not stretchable; plain; snap-on type; white | www.wago.com/248-501 |
|  | Item no.: 248-501/000-017 Mini-WSB marking card; as card; not stretchable; plain; snap-on type; light green | www.wago.com/248-501/000-017 |

Subject to changes. Please also observe the further product documentation!




Item no.: 248-501/000-005
Mini-WSB marking card; as card; not stretchable; plain; snap-on type; red

www.wago.com/248-501/000-005



Item no.: 248-501/000-024
Mini-WSB marking card; as card; not stretchable; plain; snap-on type; violet

www.wago.com/248-501/000-024



Item no.: 248-501/000-023
Mini-WSB marking card; as card; not stretchable; plain; snap-on type; green

www.wago.com/248-501/000-023

Group marker carrier



Item no.: 750-107
Group marker carrier

www.wago.com/750-107

Carrier rail

Mounting accessories



Item no.: 210-197
Steel carrier rail; 35 x 15 mm; 1.5 mm thick; 2 m long; slotted; similar to EN 60715; silver-colored

www.wago.com/210-197



Item no.: 210-198
Copper carrier rail; 35 x 15 mm; 2.3 mm thick; 2 m long; unslotted; according to EN 60715; copper-colored

www.wago.com/210-198



Item no.: 210-504
Steel carrier rail; 35 x 7.5 mm; 1 mm thick; 2 m long; slotted; galvanized; according to EN 60715; silver-colored

www.wago.com/210-504



Item no.: 210-505
Steel carrier rail; 35 x 7.5 mm; 1 mm thick; 2 m long; unslotted; galvanized; according to EN 60715; silver-colored

www.wago.com/210-505



Item no.: 210-506
Steel carrier rail; 35 x 15 mm; 1.5 mm thick; 2 m long; unslotted; galvanized; similar to EN 60715; silver-colored

www.wago.com/210-506




Item no.: 210-508
Steel carrier rail; 35 x 15 mm; 1.5 mm thick; 2 m long; slotted; galvanized; similar to EN 60715; silver-colored

www.wago.com/210-508



Item no.: 210-113
Steel carrier rail; 35 x 7.5 mm; 1 mm thick; 2 m long; unslotted; according to EN 60715; silver-colored

www.wago.com/210-113



Item no.: 210-118
Steel carrier rail; 35 x 15 mm; 2.3 mm thick; 2 m long; unslotted; according to EN 60715; silver-colored

www.wago.com/210-118



Item no.: 210-112
Steel carrier rail; 35 x 7.5 mm; 1 mm thick; 2 m long; slotted; according to EN 60715; "Hole width 25 mm; silver-colored

www.wago.com/210-112

Subject to changes. Please also observe the further product documentation!



Item no.: 210-114

Steel carrier rail; 35 x 15 mm; 1.5 mm thick; 2 m long; unslotted; similar to EN 60715; silver-colored

www.wago.com/210-114



Item no.: 210-115

Steel carrier rail; 35 x 7.5 mm; 1 mm thick; 2 m long; slotted; according to EN 60715; "Hole width 18 mm; silver-colored

www.wago.com/210-115



Item no.: 210-196

Aluminum carrier rail; 35 x 8.2 mm; 1.6 mm thick; 2 m long; unslotted; similar to EN 60715; silver-colored

www.wago.com/210-196

Shield termination

Shield clamping saddles



Item no.: 790-116

Shield clamping saddle; 19 mm wide; diameter of compatible conductor; 7 ... 16 mm

www.wago.com/790-116



Item no.: 790-124

Shield clamping saddle; 27 mm wide; diameter of compatible conductor; 6 ... 24 mm

www.wago.com/790-124



Item no.: 790-108

Shield clamping saddle; 11 mm wide; diameter of compatible conductor; 3 ... 8 mm

www.wago.com/790-108



Item no.: 790-140

Shield clamping saddle; diameter of compatible conductor

www.wago.com/790-140



Item no.: 790-216

Shield clamping saddle; 21.8 mm wide; 6 ... 16 mm

www.wago.com/790-216



Item no.: 790-220

Shield clamping saddle; 30 mm wide; 6 ... 20 mm

www.wago.com/790-220



Item no.: 790-208

Shield clamping saddle; 12.4 mm wide; 3 ... 8 mm

www.wago.com/790-208

System housing

System enclosure



Item no.: 850-814/002-000

IP65 enclosure; Sheet steel (RAL 7035); WxHxD (200x120x200 mm); without flange plate

www.wago.com/850-814/002-000



Item no.: 850-815/002-000

IP65 enclosure; Sheet steel (RAL 7035); WxHxD (300x120x200 mm); without flange plate

www.wago.com/850-815/002-000



Item no.: 850-816/002-000

IP65 enclosure; Sheet steel (RAL 7035); WxHxD (400x120x200 mm); without flange plate

www.wago.com/850-816/002-000



Item no.: 850-817/002-000

IP65 enclosure; Sheet steel (RAL 7035); WxHxD (600x120x200 mm); without flange plate

www.wago.com/850-817/002-000

Subject to changes. Please also observe the further product documentation!

WAGO GmbH & Co. KG

Hansastr. 27



32423 Minden

Phone: +49571 887-0 | Fax: +49571 887-169

Email: info.de@wago.com | Web: www.wago.com

Do you have any questions about our products?

We are always happy to take your call at +49 (571) 887-44222.

| | | |
|--|--|--|
|  | Item no.: 850-825 IP65 enclosure; Aluminium (RAL 7032); WxHxD (160x100x160 mm); 9 x M12, 4 x M20 | www.wago.com/850-825 |
|  | Item no.: 850-826 IP65 enclosure; Aluminium (RAL 7032); WxHxD (240x100x160 mm); 4 x M20, 4 x M16, 14 x M12 cable grip | www.wago.com/850-826 |
|  | Item no.: 850-827 IP65 enclosure; Aluminium (RAL 7032); WxHxD (320x100x160 mm); 4 x M20, 8 x M16, 17 x M12 cable grip | www.wago.com/850-827 |
|  | Item no.: 850-827/002-000 IP65 enclosure; Aluminium (RAL 7035); WxHxD (320x100x160 mm); 4 x M20, 8 x M16, 17 x M12 cable grip | www.wago.com/850-827/002-000 |
|  | Item no.: 850-826/002-000 IP65 enclosure; Aluminium (RAL 7035); WxHxD (240x100x160 mm); 4 x M20, 4 x M16, 14 x M12 cable grip | www.wago.com/850-826/002-000 |
|  | Item no.: 850-828/002-000 IP65 enclosure; Aluminium (RAL 7035); WxHxD (480x100x160 mm); 4 x M20, 10 x M16, 35 x M12 cable grip | www.wago.com/850-828/002-000 |
|  | Item no.: 850-828 IP65 enclosure; Aluminium (RAL 7032); WxHxD (480x100x160 mm); 4 x M20, 10 x M16, 35 x M12 cable grip | www.wago.com/850-828 |
|  | Item no.: 850-834 IP65 enclosure; Polyester (RAL 7032); WxHxD (164x100x164 mm); 9 x M12, 4 x M20 | www.wago.com/850-834 |
|  | Item no.: 850-835 IP65 enclosure; Polyester (RAL 7032); WxHxD (244x100x164 mm); 4 x M20, 4 x M16, 14 x M12 cable grip | www.wago.com/850-835 |
|  | Item no.: 850-836 IP65 enclosure; Polyester (RAL 7032); WxHxD (324x100x164 mm); 4 x M20, 8 x M16, 17 x M12 cable grip | www.wago.com/850-836 |

Downloads

Documentation

Manual

| | | | |
|--|------------------------|---------------|----------|
| Product Manual 4AO ±10 V DC /XTR for eXTReme environmental conditions | V 1.3.0 2019 Aug 20 | pdf 1.6 MB | Download |
|--|------------------------|---------------|----------|

Bid Text

| | | | |
|--------------------------------|-------------|---------------|----------|
| 750-557/040-000 X81 - Datei | 2019 Feb 19 | xml 6.6 kB | Download |
|--------------------------------|-------------|---------------|----------|

750-557/040-000

Subject to changes. Please also observe the further product documentation!

WAGO GmbH & Co. KG
Hansastr. 27
32423 Minden
Phone: +49571 887-0 | Fax: +49571 887-169
Email: info.de@wago.com | Web: www.wago.com

Do you have any questions about our products?
We are always happy to take your call at +49 (571) 887-44222.



| | | | |
|---|------------------------|-----------------|----------|
| doc - Datei | 2015 Oct 28 | doc 28.7 kB | Download |
| Instruction Leaflet | | | |
| CCC Ex (Additional information) WAGO-I/O-SYSTEM *750-****/**40-**** | 2023 Apr 26 | pdf 148.1 kB | Download |
| System Description | | | |
| System Manual XTR Basic conditions and recommendations for higher operational safety | V 2.0.0 2022 Sep 14 | pdf 8.0 MB | Download |
| Overview on WAGO-I/O-SYSTEM 750 approvals | | pdf 789.0 kB | Download |
| 750 XTR Series I/O-System – General Product Information | | pdf 743.5 kB | Download |
| Additional Information | | | |
| Disposal and Recycling Electrical and electronic equipment, Batteries, Packaging | V 1.1.0 2022 Aug 18 | pdf 2.2 MB | Download |
| CAD/CAE-Data | | | |
| CAD data | | | |
| 2D/3D Models 750-557/040-000 | | URL | Download |
| CAE data | | | |
| EPLAN Data Portal 750-557/040-000 | | URL | Download |
| WSCAD Universe 750-557/040-000 | | URL | Download |
| WSCAD Universe 750-557/040-000 | | URL | Download |
| EPLAN Data Portal 750-557/040-000 | | URL | Download |
| ZUKEN Portal 750-557/040-000 | | URL | Download |

Subject to changes. Please also observe the further product documentation!



Environmental Product Compliance

Compliance Search

| | | |
|--|---------------------|--------------------------|
| Environmental Product Compliance 750-557/040-000 4-channel analog output; ± 10 VDC; Extreme | URL | Download |
|--|---------------------|--------------------------|

Installation Notes

Product family

WAGO I/O System 750 XTR

I/O-System 750 XTR: Dort automatisieren, wo jedes andere System an seine Grenzen stößt – und das zuverlässig und wirtschaftlich! XTR – dieses Kürzel im Systemnamen steht für extremen Schutz vor klimatischen Einflüssen, Schwingungen, Erschütterungen und Überspannungen.

[Show all products from the family](#)

Subject to changes. Please also observe the further product documentation!

WAGO GmbH & Co. KG
Hansastr. 27
32423 Minden
Phone: +49571 887-0 | Fax: +49571 887-169
Email: info.de@wago.com | Web: www.wago.com

Do you have any questions about our products?
We are always happy to take your call at +49 (571) 887-44222.