

Product Profile 2020

piezobrush PZ3

World's Smallest Plasma Handheld Device with PPD Technology
by relyon plasma, a TDK Group Company



Effective Plasma Device for Manual Use



piezobrush® PZ3 has been designed as a compact plasma handheld device for use in laboratories, pre-development and assembly of small series. With a maximum power consumption of 18 W, the Piezoelectric Direct

Discharge (PDD®) technology is used to generate cold active plasma at a temperature of less than 50 °C. Plasma is used to increase the surface energy of many materials with high efficiency, as well as to reduce germs and odors.

Fields of application

- Joining technology
- Development and optimization of production processes
- Research facilities and laboratories
- Microbiology, microfluidics and food technology
- Medical and dental technology
- Prototype and architectural model making
- Small-scale production

Possible use cases

- Activation and functionalization of surfaces of various materials
- Improvement of wettability
- Optimization of bonding, painting, printing and coating processes
- Surface treatment of plastics, glass, ceramics, metals, semiconductors, natural fibres and composite materials
- Ultra-fine cleaning and odor reduction

Technical data

- Electrical connection: 110–240 V / 50–60 Hz
- Power consumption: max. 18 W
- Weight: 110 g
- Sound pressure level: 45 dB
- Plasma temperature: < 50 °C
- Treatment speed: 5 cm²/s
- Typical treatment distance: 2–10 mm
- Typical treatment width: 5–29 mm
- Design: Handheld unit with plug-in power supply, integrated fan

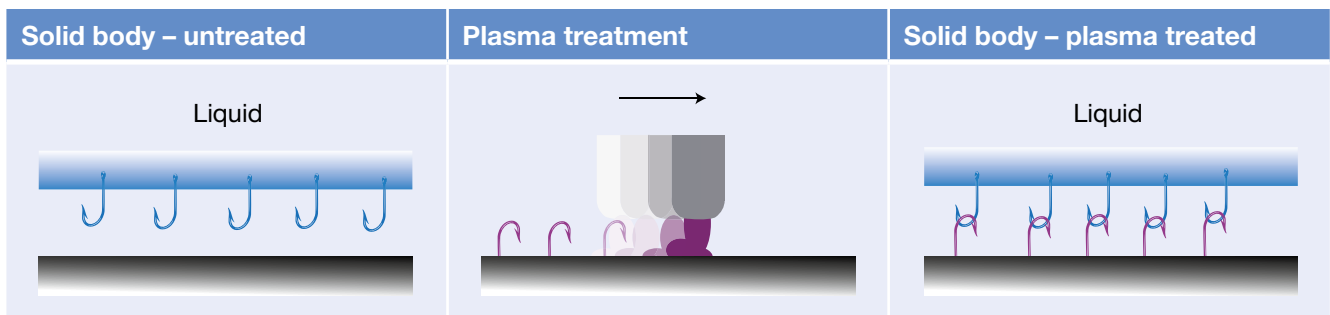


Introduction to Surface Treatment

For processing and end use of materials, their surface properties are of vital importance. These can be positively influenced by selective surface treatment with plasma to achieve an ideal end result. For example, the cleanliness and wettability of a surface are of decisive importance for adhesion in bonding, printing, painting or coating processes.

Even in a clean state, many surfaces exhibit insufficient wettability, which is further worsened by contamination.


As a result, liquids such as glue or ink will bead off and cannot adhere. This state is referred to as a low surface energy state of the solid. If this surface energy is lower than the surface tension of the liquid, the wetting and thus the adhesion is insufficient. Plasma activation of a surface increases its surface energy and molecular anchor groups are formed which react with those of the liquid. This leads to improved wetting and consequently to an optimized adhesion of suitable liquids.



Contact angle analysis as a method to determine the effectiveness of plasma treatment

To prove the effectiveness of plasma treatment, a contact angle analysis is often performed: A drop of a liquid with known surface tension is applied to the surface before the plasma treatment and the contact angle between liquid

and solid is measured with a contact angle measuring device. The surface is then treated with plasma and a contact angle measurement is carried out accordingly. By determining the contact angle of a polar and a non-polar liquid, the surface energy is calculated and thus the effectiveness of the plasma treatment is quantified.



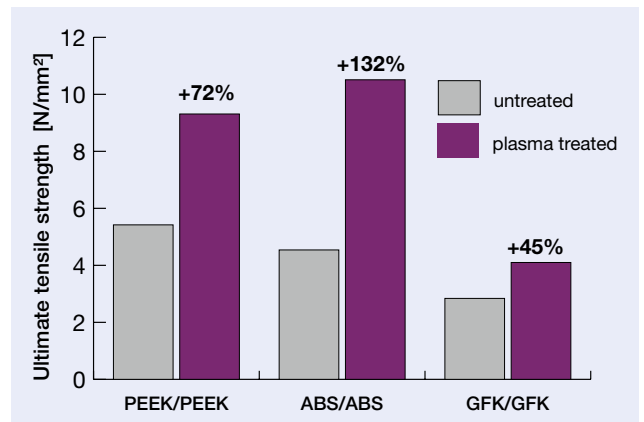
- Round droplet
- Low surface energy
- Insufficient wettability of liquids
- Poor adhesion of glue, inks, etc.

- Very flat droplet
- High surface energy
- Increased wettability of adhesives
- Strong adhesion and bonding

Plasma Activation with piezobrush PZ3


Optimized adhesive bonding with plasma

If a surface is functionalized with plasma before bonding, the following bonds show a significantly improved adhesion. Plasma can be used on a variety of materials: Metals, glass, ceramics and even natural materials such as wood, natural fibres and textiles react very well to plasma treatment. The adjoining table shows a comparison of the ultimate tensile strength of 2K epoxy bonds between untreated plastics and bonds between the same plastics with previous plasma treatment. The comparison shows a significantly improved adhesion.



Application example: Bonding of PA 12

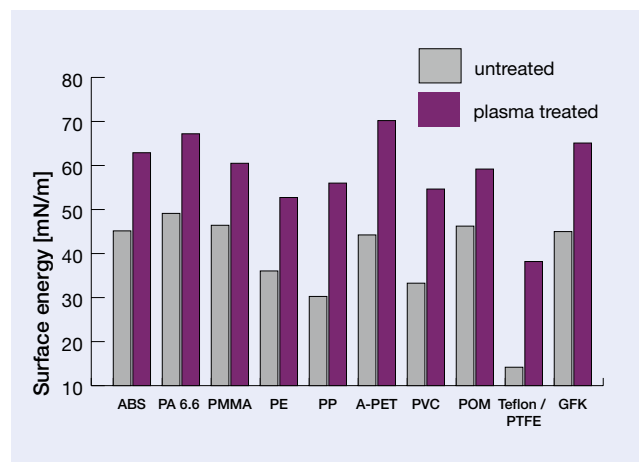
In 3D printing, large parts are often manufactured as individual parts made of PA 12 and subsequently bonded – however, often with considerable adhesion problems. By means of a plasma pre-treatment, up to three times the strength of the adhesive joints is achieved without the use of environmentally harmful chemical primers.



Improved wettability by plasma treatment

For many industrial processes it is important that materials, e.g. plastics, have a specific surface energy in order to achieve a certain quality of the subsequent processes. For this reason, plasma is often used as a pre-treatment to remove the finest contaminants and also to compensate any differences between material batches.

The chart shows that the surface energy of the various plastics can be increased significantly.



Plasma treatment before labeling

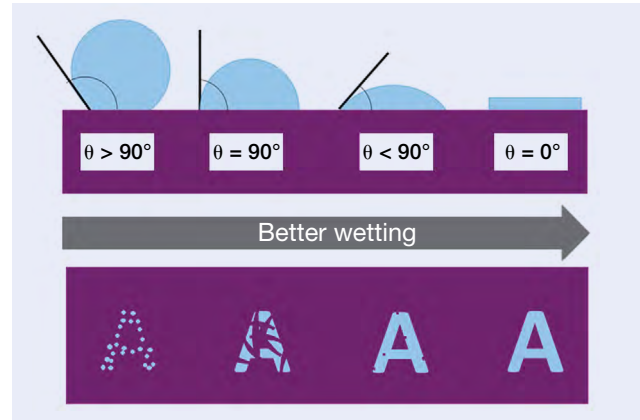
A coated metal cover is plasma treated with the piezobrush PZ3 and the module Nearfield. The plasma treatment significantly improves the subsequent labeling on the cover. This is partly due to the fine cleaning and partly to the activation of the surface, both effects of the plasma pre-treatment.



Plasma Activation with piezobrush PZ3

Plasma treatment prior to printing

Plasma treatment improves adhesion of printing inks and varnishes on the surface, thus significantly enhances the print quality. The illustration shows a droplet of ink applied to a surface and below the subsequent print result. The first droplet has a high contact angle of more than 90° and therefore wets the surface poorly, which causes the ink to contract on the surface and is not distributed evenly. The best result is achieved when the contact angle is 0° – the ink wets the surface optimally and creates an even print image.



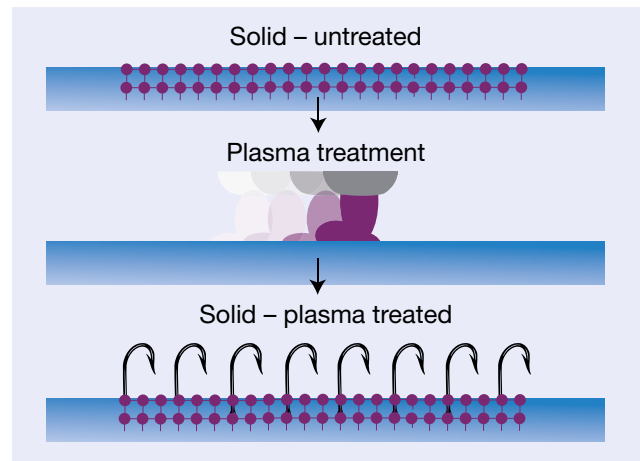
Application example: Printing on PTFE

Many plastics such as Polytetrafluoroethylene (PTFE) are difficult to print on. In the photo only the right side has been treated with plasma before printing. The comparison clearly shows that the plasma pre-treatment of the substrate not only leads to an even print image, but also to a considerably better adhesion of the ink.




Activation with plasma

The plasma activation of a surface increases its surface energy and polar molecular end groups are generated. These act as deposition sites for liquids applied to the surface and ensure that they can adhere better. Plasma activation modifies the surface and increases surface energy, resulting in a significantly better wettability.



Application example: PDMS and glass

In microfluidic chip manufacturing, PDMS chips are often connected to glass carriers, which is not possible without pre-treatment. Only through plasma pre-treatment of the surfaces of both materials a bond can be formed between PDMS and glass. With the piezobrush PZ3 the treatment is simple, fast and straightforward.



Which Materials can be treated?

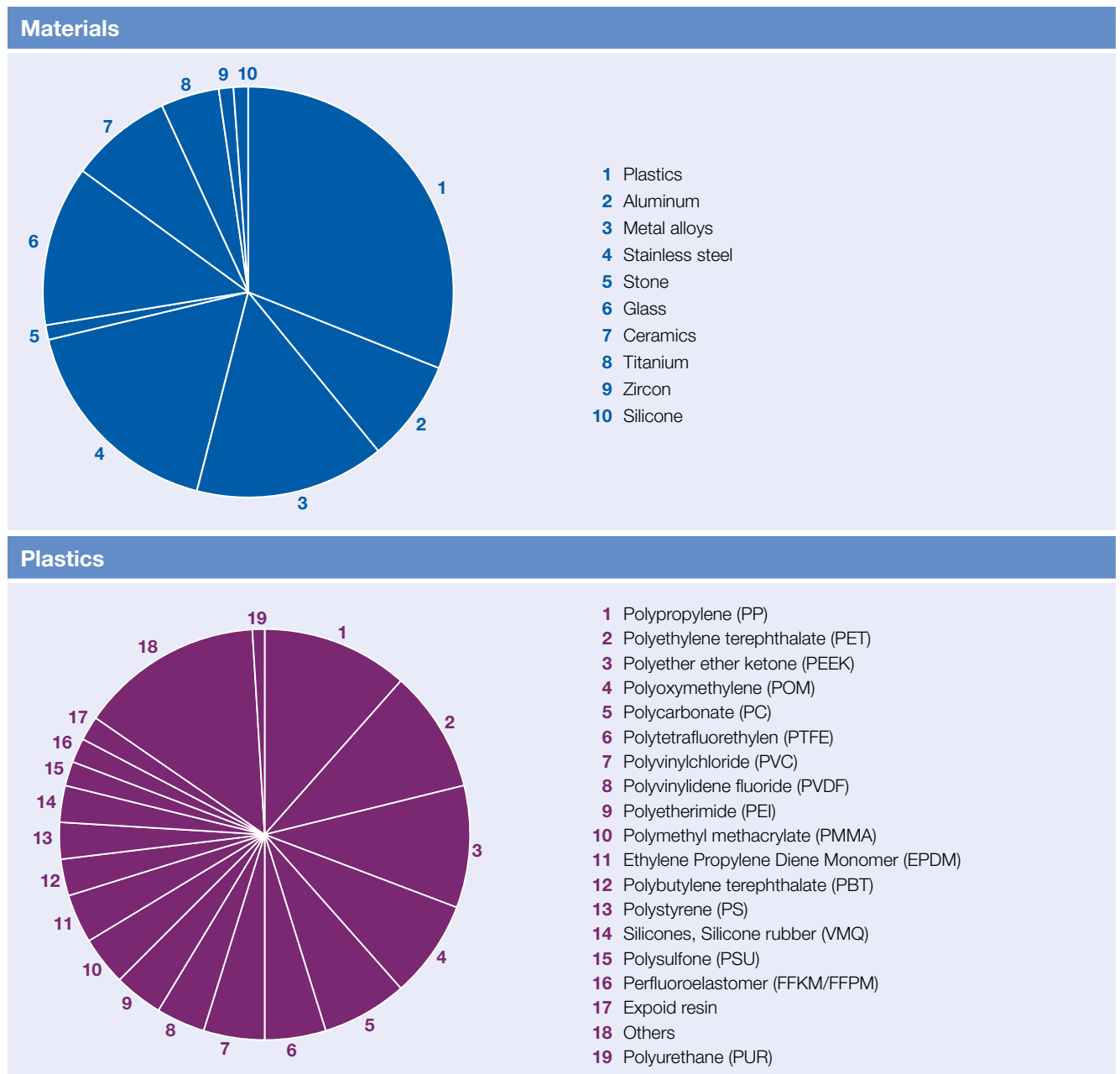
In principle, all materials can be treated with atmospheric pressure plasma from the piezobrush PZ3 handheld plasma device. This surface treatment with atmospheric pressure plasma hardly causes any temperature input on the material, which also has the advantage that there is no risk of overtreatment even with temperature-sensitive materials such as plastics.

Typical materials

- Plastics and composites
- Metals and metal alloys
- Glass, ceramics, natural stone
- Natural leather, artificial leather
- Natural fibre, wood, paper

The following diagrams give an overview which materials are typically treated with piezobrush by our customers.

The first diagram shows that plastics represent the majority share of materials treated with the plasma handheld device. Since there is a large variety of plastics, the second diagram shows the different types of plastics that are typically treated with this cold atmospheric pressure plasma.




Exchangeable Modules and Display

Different surfaces have to be activated with the appropriate accessories to achieve an ideal result. Currently two different exchangeable modules are available for the piezobrush PZ3 plasma handheld device. The PDD technology used

to generate the cold plasma in piezobrush PZ3 is based on the discharge of high electric fields. Therefore, the electrical conductivity of the component to be treated is of decisive importance when choosing the modules.

Module standard

This module is designed for the surface treatment of non-conductive substrates such as plastics, ceramics or glass. For effective treatment, a module-substrate-distance of 1 to 5 mm is recommended. If uncontrolled arcing occurs on the substrate during use, the device switches off automatically. In this case the surface is at least partially conductive and should therefore be treated with the Module nearfield.



Module nearfield

This module is used to treat (partially) electrically conductive materials such as metals, CFRP, lead glass or conductive plastics. However, this module may also be necessary for the ideal treatment of materials with conductive coatings or assemblies with conductive components. With this module, the plasma only ignites when it is close enough to a conductive surface (this may also be hidden under a thin insulating layer). At a distance of a few millimeters, a violet glow is visible in the gap between module and substrate indicating that the treatment is being performed.

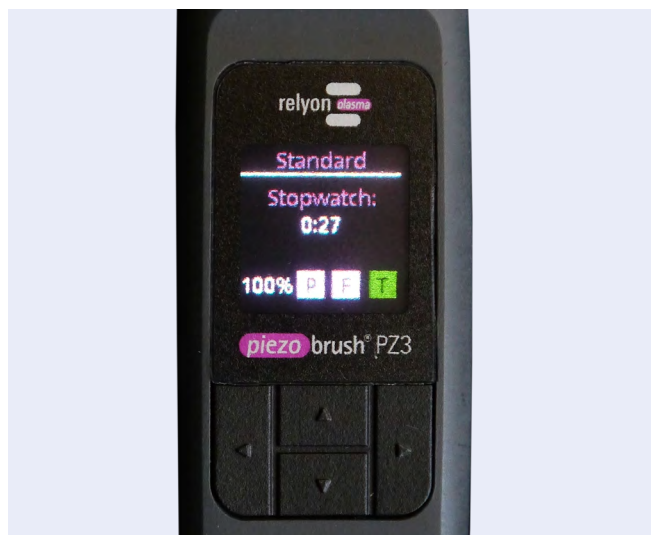


The device automatically detects which module is currently in the device and automatically adjusts the parameters accordingly.

Display

For process control of plasma treatment, the piezobrush PZ3 is equipped with various features that can be selected and modified via the display.

- Process control:
 - **Stopwatch:** For monitoring the treatment time
 - **Countdown:** Time setting with automatic switch-off function
 - **Metronome:** Acoustic feedback after defined treatment time
- Power adjustment: Reduction of plasma power in several increments



piezobrush PZ3 Professional Set

piezobrush PZ3 professional set	
Type	piezobrush PZ3 professional set
Ordering code	B54324D5120A140
Scope of delivery	<ul style="list-style-type: none">• Handheld device (plasma generator)• Module standard for various applications on non electrically conductive substrates (wear part)• Module nearfield for the treatment of electrically conductive substrates (wear part)• Plug in power supply (cable length 1.5 m; with adaptors EU: CEE 7/16, US: NEMA 1 15P, UK: BS 1363, AUS: AS 3112)• Case with foam inlay• Operating instructions
Exchangeable modules	
Type	Module standard
Ordering code	B54321P5100A020
Treatment of	Non conductive substrates / material
Material examples	Plastics (PTFE, PE, PA, PP, etc.), glass, ceramics, paper, natural fibres, etc.
Type	Module nearfield
Ordering code	B54321P5100A120
Treatment of	Conductive substrates / material
Material examples	Metals (steel, aluminum, alloys, etc.), carbon fibre composites, doped semiconductors, wood, rubber, organic tissue etc.

Additional information on applications, as well as further modules for this device can be found on the website www.relyon-plasma.com or www.relyon-plasma.cn and can be discussed with our plasma experts from relyon plasma, a TDK Group Company.

Important information: Some parts of this publication contain statements about the suitability of our products for certain areas of application. These statements are based on our knowledge of typical requirements that are often placed on our products. We expressly point out that these statements cannot be regarded as binding statements about the suitability of our products for a particular customer application. It is incumbent on the customer to check and decide whether a product is suitable for use in a particular application. This publication is only a brief product survey which may be changed from time to time. Our products are described in detail in our data sheets. The *Important notes* (www.tdk-electronics.tdk.com/ImportantNotes) and the product-specific *Cautions and warnings* must be observed. All relevant information is available through our sales offices.