

SUMMARY

Wires

Coax 1



Image is for illustrative purpose only

Series 1S
Termination type Female solder Coaxial
IP rating 50
AWG wire size 0.00 - 0.00
Cable Ø 2.20 - 3.20 mm
Status **obsolete**
Alternative part [PCA.1S.275.CTLC32](#)
Matching parts [FFA.1S.275.CTAC27](#)

Download

[Request a quote](#)

[Catalog](#)

TECHNICAL DETAILS

Mechanics

Shell Style/Model PCA*: Free receptacle, cable collet
Keying Circular, female
Housing Material Brass (chrome plated [SAE AMS 2460]) shell and collet nut, nickel plated [SAE AMS QQ N 290] brass latch sleeve and mid pieces
Weight 21.14 g

Performance

Configuration 1S.275 : 1 Coax (75 Ohm)
Insulator T: PTFE
Rated Current 10 Amps

Specifications

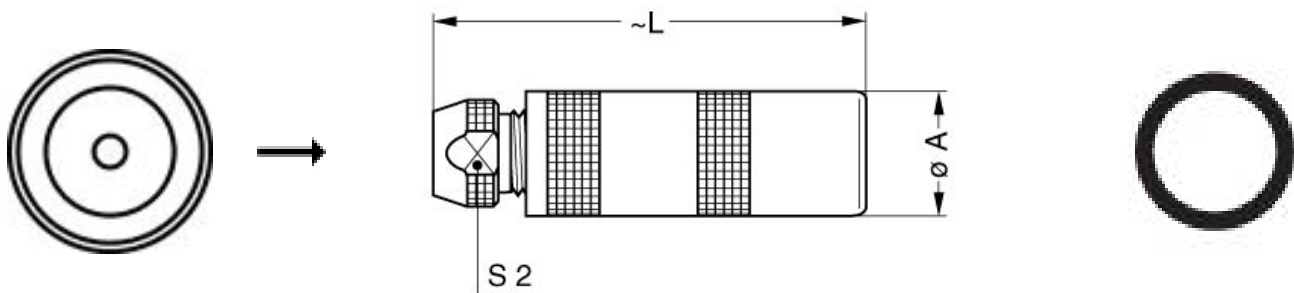
Contact Type: Coaxial 75 Ohm (Solder)
Contact Dia.: 1.3 mm (0.0512in)
Bucket Dia.: 1.1 mm (0.0432in)
Vtest: 2400 V (AC), 3300 V (DC)
Impedance: 75 Ohm
VSWR: 1.02 + 0.08 * f/GHz
Cable type: RG 179 B/U, RG 187 A/U, RG 58 C/U, RG 302 /U, RG 400 /U, 2YCCY, RG 59 B/U, RG 223 /U, HF-5408

LEMO products and services are provided "as is". LEMO makes no warranties or representations with regard to LEMO product & services or use of them, express, implied or statutory, including for accuracy, completeness, or security. The user is fully responsible for his products and applications using LEMO components.

Others

Endurance (Shell): 5000 mating cycles
Temp (min / max): -55°C / +250°C
Humidity (max): ≤95% [at 60 deg C / 140 F]
Vibration: 15 g [10 Hz - 2000 Hz]
Shock Resistance: 100 g [6 ms]
Climatical Category: 50/175/21
Shielding (min): 75 dB (10 MHz)
Shielding (min): 40 dB (1 GHz)
Salt Spray Corrosion: >144 hr

DRAWINGS



Dimensions

	A	C	L	S2
mm.	11.9	6.2	40.5	8.5
in.	0,47	0,24	1,59	0,33






RECOMMENDED BY LEMO

Tools

Spanner wrench: [DCD.1S.015.PA085](#)

LEMO products and services are provided "as is". LEMO makes no warranties or representations with regard to LEMO product & services or use of them, express, implied or statutory, including for accuracy, completeness, or security. The user is fully responsible for his products and applications using LEMO components.

Cables

CCN.50.051.1529NMC			
17420	PVC	Black	
17450	COPOLYMER	Black	
18700	PTFE	White	
18800	PTFE	White	
31600	PTFE	Brown	
CCX.50.RG0.58AU14B	FEP	White	
CCX.50.RG1.74-U25N	PVC	Black	
CCX.50.RG1.74AU28N	PVC	Black	
CCX.50.RG1.74AU28N	PVC	Black	
CCX.50.RG1.74U25N	PVC	Black	
CCX.50.RG1.88AU24B	TFE	White	
CCX.50.RG1.88AU26B	PFA	White	
CCX.50.RG1.88AU26B	PTFE	White	
CCX.50.RG3.16BU26M	FEP	Brown	
CCX.50.RG3.16U28M	PTFE	Brown	
CCX.75.RG1.79BU26M	FEP	Brown	
CCX.75.RG1.87AU26B	PFA	White	
CCX.75.RG1.87AU27B	PTFE	White	

LEMO products and services are provided "as is". LEMO makes no warranties or representations with regard to LEMO product & services or use of them, express, implied or statutory, including for accuracy, completeness, or security. The user is fully responsible for his products and applications using LEMO components.