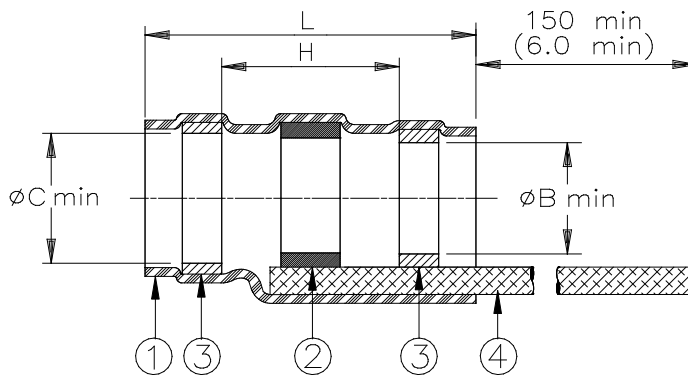


## CUSTOMER DRAWING



Product Name	Component Dimensions					Shall Accommodate Cable with Dimensions		
	Ident. Code	$L \pm 1.75$ ( $L \pm 0.07$ )	$\phi B$ min	$\phi C$ min	H min	$\phi E$ max	$\phi F$ min	$\phi D$ max
SO96-1-01	SO961R	16.5 (0.650)	1.90 (0.070)	2.65 (0.105)	8.25 (0.325)	2.65 (0.105)	0.90 (0.035)	1.9 (0.075)
SO96-2-01	SO962R	16.5 (0.650)	2.65 (0.105)	3.55 (0.140)	8.25 (0.325)	3.55 (0.140)	1.40 (0.055)	2.65 (0.105)
SO96-3-01	SO963R	16.5 (0.650)	4.30 (0.170)	5.00 (0.195)	8.25 (0.325)	5.00 (0.195)	2.15 (0.085)	4.30 (0.170)
SO96-4-01	SO964R	19.7 (0.775)	5.95 (0.235)	6.45 (0.255)	8.25 (0.325)	6.45 (0.255)	3.30 (0.130)	5.95 (0.235)
SO96-5-01	SO965R	19.7 (0.775)	7.00 (0.277)	7.6 (0.300)	8.25 (0.325)	7.6 (0.300)	4.30 (0.170)	7.00 (0.277)

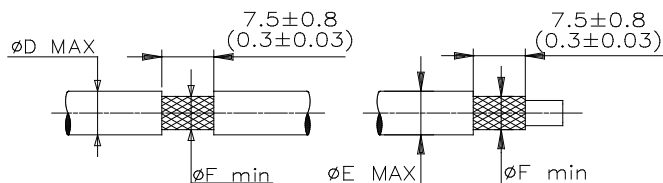
### MATERIALS

- INSULATION SLEEVE: Heat-shrinkable, transparent blue, radiation cross-linked modified polyvinylidene fluoride.
- SOLDER PREFORM WITH FLUX AND THERMAL INDICATOR:  
 SOLDER: TYPE Sn96 per ANSI-J-STD-006.  
 FLUX: TYPE ROM1 per ANSI-J-STD-004.  
 THERMAL INDICATOR: color change orange to colorless.
- MELTABLE RINGS: Stabilized thermoplastic. Color:blue.
- PRE-INSTALLED BRAID: Nickel plated copper strands. CMA 640.


### APPLICATION

- These parts are designed to provide an environment protected shield termination on cables, rated for 150°C minimum, meeting the dimensional criteria listed, having nickel plated shields.
- Temperature range: -55°C to +175°C.  
 Install using TE Connectivity-approved convection or infrared heating tools in accordance with Raychem process standard RCPS-100-70.  
 Infrared tools are not recommended for use with black jackets.

For best results, prepare the cable as shown:



TE Connectivity, TE connectivity (logo), Raychem, and SolderSleeve are trademarks

		<b>RAYCHEM</b>		<b>TITLE: SOLDER SLEEVE DEVICE SHIELD TERMINATION WITH BRAID HIGH TEMPERATURE</b>						
UNLESS OTHERWISE SPECIFIED DIMENSIONS ARE IN MILLIMETERS. INCHES DIMENSIONS ARE BETWEEN BRACKETS.				DOCUMENT NO.: <b>SO96-X-01</b>						
TOLERANCES: 0.00 N/A 0.0 N/A 0 N/A		ANGLES: N/A  ROUGHNESS IN MICRON		TE Connectivity reserves the right to amend this drawing at any time. Users should evaluate the suitability of the product for their application.		Revision: <b>4</b>		Issue Date: <b>April 2020</b>		
DRAWN BY: <b>M. FORONDA</b>		CAGE CODE: <b>06090</b>		DATE: <b>June 29, 1998</b>		ECO: <b>ECO-20-004961</b>		SCALE: None	SIZE: A	SHEET: 1 of 1