




Smart Technology. Delivered.

# DIRECTIONAL YAGI ANTENNAS

## Y(B)4506



### GOLD SERIES DIRECTIONAL YAGI ANTENNAS PROVIDE INDUSTRY-LEADING DESIGN FEATURES WITH LONG TERM OPTIMAL PERFORMANCE

Laird's premium series directional Yagi antennas are fully gold anodized for corrosion resistance. All UHF and above frequency antennas feature internal matching to assure broad bandwidth and resistance to severe weather conditions. There is no gamma match to ice up, corrode or detune. Our engineering staff has optimized the product family for forward gain by computer analysis and then field-tested each for conformance.

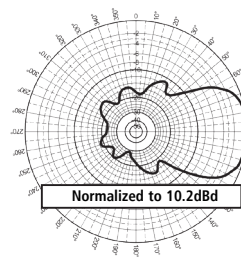
#### FEATURES AND BENEFITS:

- All UHF and higher frequency antennas feature 360° welds around each element and an end-of-boom N connector feed with an internal transmission line feeding the driven element.
- Every Yagi is tuned on a network analyzer for best power match and lowest VSWR.
- All Yagi antennas ship complete with a high quality cast aluminum mounting kit that includes stainless steel hardware and allows vertical or horizontal orientation during installation (VHF models require light assembly).

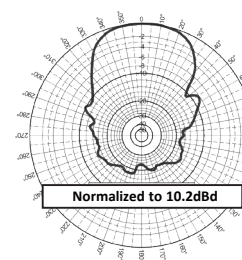
#### APPLICATIONS:

- Point-to-point and multi-point / omnidirectional outdoor antennas applications used by private organizations and government agencies around the globe.
- Typical applications include transportation such as railroad switching, remote locations reporting examples that include oil fields, weather conditions and, meter data transmissions for utilities.

Electrical		Mechanical	
Frequency Range	450 – 480 MHz	Material	Aluminum
VSWR	< 2:1	Length	40-5/16"
Return Loss	-10 dB max	Height	13-5/8"
Nominal Gain	10.2 dBd	Boom Diameter	7/8"
Front to Back Ratio	25 dBd	Weight	3.45 lbs
Maximum Power	300 W	Rated Wind Velocity	150 mph (241 kph)
Nominal Impedance	$\Omega$ 50	Rated Wind Velocity (with 0.5" radial ice)	80 mph (130 kph)
Polarization	Vertical or Horizontal	Equivalent Flat Area	0.660 sq. ft.
Pattern	Directional	Cable	None
Horizontal Beamwidth (For Horizontal Polarization)	67°	Termination	N-Female connector
Vertical Beamwidth (For Vertical Polarization)	58°	Color	Gold or Black Anodized
Tuning	Fixed	Lightning Protection	Lightning Arrestor LABH350NN (Sold Separately)
Transmitting/Receiving	Both	Mounting Included	Heavy duty cast mount bracket accommodates up to 2" mast



**Vertical-to-Vertical Polarization Azimuthal Pattern (Y, Z, or E-plane)**



**Horizontal-to-Horizontal Polarization Azimuthal Pattern (Y, Z, or H-plane)**

Americas: +1.847.839.6907  
IAS-AmericasEastSales@lairdtech.com

Europe: +44.1628.858941  
IAS-EUSales@lairdtech.com

Asia: +86.21.5855.0827.127  
IAS-AsiaSales@lairdtech.com

[www.lairdtech.com](http://www.lairdtech.com)

ANT-DS-Y(B)4506 0115

Any information furnished by Laird Inc. and its agents is believed to be accurate and reliable. All specifications are subject to change without notice. Responsibility for the use and application of Laird materials rests with the end user, since Laird and its agents cannot be aware of all potential uses. Laird makes no warranties as to the fitness, merchantability or suitability of any Laird materials or products for any specific or general uses. Laird shall not be liable for incidental or consequential damages of any kind. All Laird products are sold pursuant to the Laird Terms and Conditions of sale in effect from time to time, a copy of which will be furnished upon request. © Copyright 2015 Laird Inc. All Rights Reserved. Laird, Laird Technologies, the Laird Logo, and other marks are trademarks or registered trademarks of Laird Inc. or an affiliate company thereof. Other product or service names may be the property of third parties. Nothing herein provides a license under any Laird or any third party intellectual property rights.