PART NO.	ENG. NUMBER	TERMINAL LOCATION (SEE CHART)	MAT'L	POLAR. PEG	PLATING (SEE CHART)
10-18-1150	A-3099-1501	A	V-0	YES	B

TERMINAL LOCATION CHART
(M=MALE, F=FEMALE, B=BLANK)

TERM. LOC. CODE	CIRCUIT LOCATION														
	1	2	3	4	5	6	7	8	9	10	11	12	13	14	15
A	M	M	M	M	M	M	M	M	M	M	M	M	M	M	M

PLATING CODE	PLATING
A	UNPLATED
B	.000200/(0.00508) MIN. ELECTRO TIN OVER .000100/(0.00254) MIN. COPPER (PINS ONLY)
	POST PLATE .000050-.000150/(0.00127-0.00381) BRIGHT TIN-LEAD [90/10] OVER .000030-.000080/(0.00076-0.00203) NICKEL (SOCKETS ONLY)

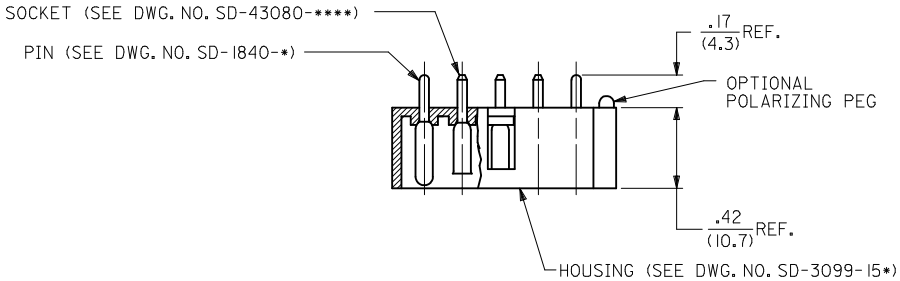

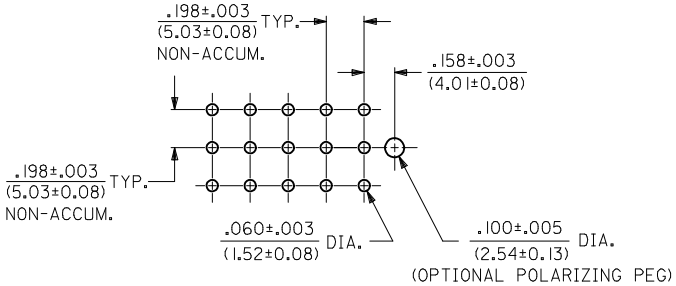

RECOMMENDED P.C. BOARD HOLE LAYOUT

SCALE: 2X

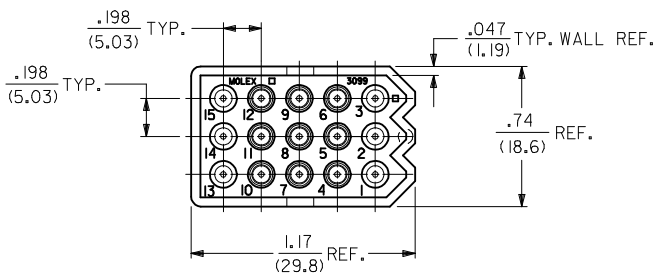

NOTES:

1. MATERIAL:
   HOUSING: UNFILLED POLYESTER, 94V-0, COLOR-BLACK
   PIN TERMINAL: CARTRIDGE BRASS, ALLOY NO. C26000
   SOCKET TERMINAL: PHOSPHOR BRONZE, ALLOY NO. C51000
2. MATES WITH MOLEX 1375 RECEPTACLES AND .093/(2.36) SERIES TERMINALS.
3. ASSEMBLIES TO BE MOUNTED ON SUPPORTED EDGE OF P.C. BOARD.
4. WHERE MALE TERMINALS ARE USED, MATING CONNECTOR TO USE FEMALE TERMINAL WITH CLOSED SLOT IN BARREL.
5. PACKAGING SPECIFICATION: PK-3099-002

ADD PKG SPECS 2013/04/30
EC NO: UCP2013-4695 2013/04/30
DRWN: AELHAG
CHKD: JBELL 2013/05/13
APPR: FSMITH
DESCRIPTION
D2
REV

QUALITY SYMBOLS
=0
=0
=0

GENERAL TOLERANCES (UNLESS SPECIFIED)

	mm	INCH
4 PLACES	± ---	± ---
3 PLACES	± ---	± .010
2 PLACES	± 0.25	± .014
1 PLACE	± 0.35	± ---
0 PLACE	±	±

ANGULAR ±1/2°

DRAFT WHERE APPLICABLE MUST REMAIN WITHIN DIMENSIONS

DIMENSION STYLE: IN/MM
SCALE: 2:1
DESIGN UNITS: INCH
THIRD ANGLE PROJECTION

DRAWN BY	GEP	DATE 1989/05/25
CHECKED BY	RW	DATE 1989/05/25
APPROVED BY		DATE

TITLE: CONNECTOR ASSEMBLY ENCLOSED WAFER 15 CIRCUIT

molex

MATERIAL NO.: SEE CHART
DOCUMENT NO.: SDA-3099-15**
SHEET NO.: 1 OF 1
SIZE: C

THIS DRAWING CONTAINS INFORMATION THAT IS PROPRIETARY TO MOLEX INCORPORATED AND SHOULD NOT BE USED WITHOUT WRITTEN PERMISSION