© – TE Connectivity. All Rights Reserved.

REVISIONS					
P	LTR	DESCRIPTION	DATE	DWN	APVD
	C	POSOTION 1 MARKING SHOWN	14JUL2022	SCB	PS

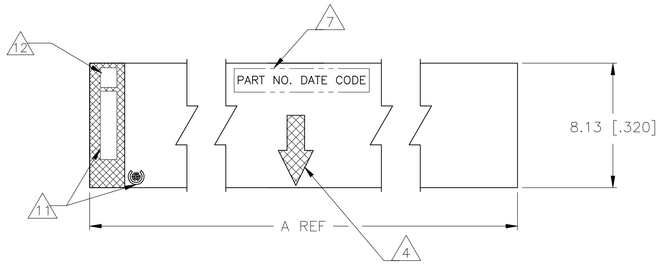

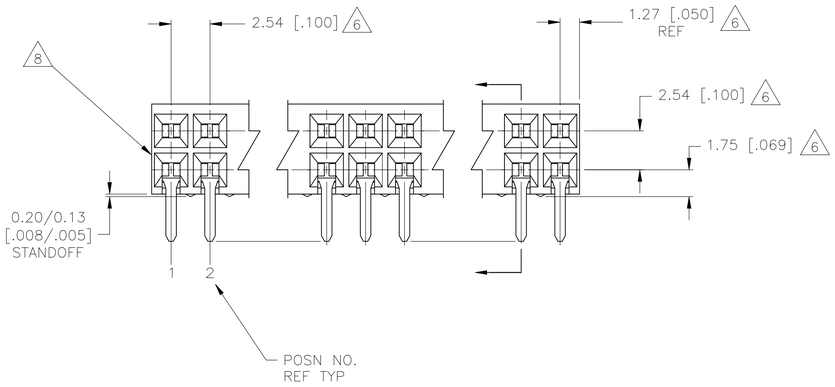

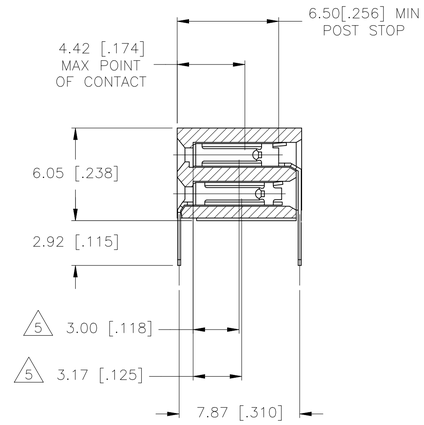

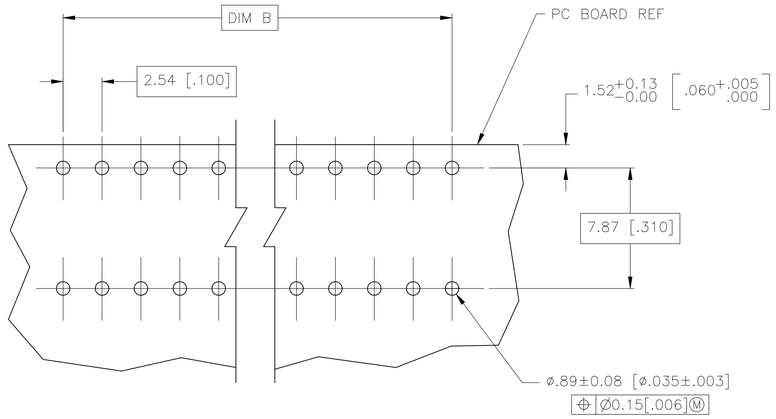

RECOMMENDED PC BOARD LAYOUT

1. HOUSING MATERIAL: GLASS FILLED POLYESTER, COLOR– BLACK
2. CONTACT MATERIAL: PHOSPHOR BRONZE
3. CONTACT FINISH: 3.81–7.62(.000150–.000300) THK MATTE TIN ALL OVER 0.00127(.000050)MIN NICKEL, ENTIRE CONTACT.
4. MOLDED IN ARROW DESIGNATES THE MATING FACE OF THE CONNECTOR
5. POINT OF MEASUREMENT FOR PLATING THICKNESS OF CONTACT AREA
6. DIMENSIONS PERTAIN TO HOUSING CAVITY CENTERLINES
7. PART NUMBER AND DATE CODE MARKED IN APPROXIMATE LOCATION SHOWN,EITHER END.
8. ALTERNATE LOCATION FOR DATE CODE FOR 4 AND 6 POSITION.
9. NO PART NUMBER MARKING REQUIRED FOR THIS PART.
10. ROHS 2002/95/EC COMPLIANT.
11. TE LOGO AND CSA LOGO ARE MOLDED INTO HOUSING, THIS LOCATION.
12. POSITION #1 MARKING ON THIS LOCATION FOR ALL PART NUMBERS EXCEPT 6–5102084–4

B	A	NO. OF POSN	ASSEMBLY PART NUMBER
2.54[.100]	5.08[.200]	4	6–5102084–4 (8)
5.08[.200]	7.62[.300]	6	6–5102084–3 (8)
7.62[.300]	10.16[.400]	8	6–5102084–2 (9)
10.16[.400]	12.70[.500]	10	6–5102084–1 (9)
12.70[.500]	15.24[.600]	12	6–5102084–0
15.24[.600]	17.78[.700]	14	5–5102084–9
17.78[.700]	20.32[.800]	16	5–5102084–8
17.78[.700]	22.86[.900]	18	5–5102084–7
22.86[.900]	25.40[1.000]	20	5–5102084–6
25.40[1.000]	27.94[1.100]	22	5–5102084–5
27.94[1.100]	30.48[1.200]	24	5–5102084–4
30.48[1.200]	33.02[1.300]	26	5–5102084–3
33.02[1.300]	35.56[1.400]	28	5–5102084–2
35.56[1.400]	38.10[1.500]	30	5–5102084–1
38.10[1.500]	40.64[1.600]	32	5–5102084–0
40.64[1.600]	43.18[1.700]	34	4–5102084–9
43.18[1.700]	45.72[1.800]	36	4–5102084–8
45.72[1.800]	48.26[1.900]	38	4–5102084–7
48.26[1.900]	50.8[2.000]	40	4–5102084–6
50.8[2.000]	53.34[2.100]	42	4–5102084–5
53.34[2.100]	55.88[2.200]	44	4–5102084–4
55.88[2.200]	58.42[2.300]	46	4–5102084–3
58.42[2.300]	60.96[2.400]	48	4–5102084–2
60.96[2.400]	63.50[2.500]	50	4–5102084–1
63.50[2.500]	66.04[2.600]	52	4–5102084–0
66.04[2.600]	68.58[2.700]	54	3–5102084–9
68.58[2.700]	71.12[2.800]	56	3–5102084–8
71.12[2.800]	73.66[2.900]	58	3–5102084–7
73.66[2.900]	76.20[3.000]	60	3–5102084–6
76.20[3.000]	78.74[3.100]	62	3–5102084–5
78.74[3.100]	81.28[3.200]	64	3–5102084–4
81.28[3.200]	83.82[3.300]	66	3–5102084–3
83.82[3.300]	86.36[3.400]	68	3–5102084–2
86.36[3.400]	88.90[3.500]	70	3–5102084–1
88.90[3.500]	91.44[3.600]	72	3–5102084–0
91.44[3.600]	93.98[3.700]	74	2–5102084–9
93.98[3.700]	96.52[3.800]	76	2–5102084–8
96.52[3.800]	99.06[3.900]	78	2–5102084–7
99.06[3.900]	101.16[4.000]	80	2–5102084–6
101.16[4.000]	104.14[4.100]	82	2–5102084–5
104.14[4.100]	106.68[4.200]	84	2–5102084–4
106.68[4.200]	109.22[4.300]	86	2–5102084–3
109.22[4.300]	111.76[4.400]	88	2–5102084–2
111.76[4.400]	114.30[4.500]	90	2–5102084–1
114.30[4.500]	116.84[4.600]	92	2–5102084–0
116.84[4.600]	119.38[4.700]	94	1–5102084–9
119.38[4.700]	121.92[4.800]	96	1–5102084–8
121.92[4.800]	124.46[4.900]	98	1–5102084–7
124.46[4.900]	127.00[5.000]	100	1–5102084–6
127.00[5.000]	129.54[5.100]	102	1–5102084–5
129.54[5.100]	132.08[5.200]	104	1–5102084–4
132.08[5.200]	134.62[5.300]	106	1–5102084–3
134.62[5.300]	137.16[5.400]	108	1–5102084–2
137.16[5.400]	139.70[5.500]	110	1–5102084–1
139.70[5.500]	142.24[5.600]	112	1–5102084–0
139.70[5.500]	144.78[5.700]	114	5102084–9
144.78[5.700]	147.32[5.800]	116	5102084–8
147.32[5.800]	149.86[5.900]	118	5102084–7
149.86[5.900]	152.40[6.000]	120	5102084–6
152.40[6.000]	154.94[6.100]	122	5102084–5
154.94[6.100]	157.48[6.200]	124	5102084–4
157.48[6.200]	160.02[6.300]	126	5102084–3
160.02[6.300]	162.56[6.400]	128	5102084–2
162.56[6.400]	165.10[6.500]	130	5102084–1

THIS DRAWING IS A CONTROLLED DOCUMENT.

DIMENSIONS: mm

TOLERANCES UNLESS OTHERWISE SPECIFIED:
0 PLC ± –
1 PLC ± –
2 PLC ± –
3 PLC ± 0.13[.005]
4 PLC ± –
ANGLES ± –

MATERIAL 1 2
FINISH 3

DWN BSV 03NOV04
CHK J OLSON
APVD J OLSON
PRODUCT SPEC —
APPLICATION SPEC —
WEIGHT —

TE Connectivity

NAME AMPMODU MOD II RECEPTACLE ASSEMBLY, HORIZONTAL, .100 CL, 2 ROW, CLOSED–ENTRY, SHORT POINT OF CONTACT, END–TO–END STACKABLE

SIZE	CAGE CODE	DRAWING NO	RESTRICTED TO
A1	00779	C–5102084	—

CUSTOMER DRAWING | SCALE 5:1 | SHEET 1 OF 1 | REV C

4805 (1/15)