

Customer Part:

Description

- Standard 2 x 1.6 crystal oscillator in a ceramic package with a seam sealed metal lid, hermetically sealed
- Model IQXO-542
- Model Issue number 3

Frequency Parameters

- Frequency 19.20MHz
- Frequency Stability ± 25.00 ppm
- Operating Temperature Range -20.00 to 70.00°C
- Ageing ± 5 ppm

Electrical Parameters

- Supply Voltage 1.8V $\pm 10\%$
- Current Draw 3.000mA

Output Details

- Output Compatibility CMOS
- Drive Capability 15pF max
- Rise and Fall Time 5.0ns max
- Duty Cycle 45/55%
- Start up Time: 10ms max.
1.1ms typ to 90% of final amplitude (Under ideal conditions @ 25°C)

Output Control

- Standby Operation: Logic '1' ($\geq 70\%V_S$) to pad 1 enables oscillator output
Logic '0' ($\leq 30\%V_S$) to pad 1 disables oscillator output; when disabled the oscillator output goes to the high impedance state
No connection to pad 1 enables oscillator output
- Standby Current: 10 μ A max, 0.6 μ A typ @ 25°C

Environmental Parameters

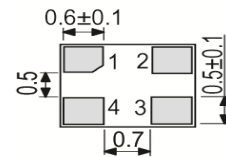
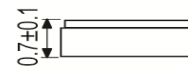
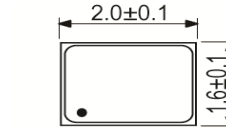
- Impact: Weight of 10g dropped to centre of part from a height of 6mm
- Vibration: IEC 60068-2-6: 1.5mm amplitude, 10Hz-55Hz, 1min in 3 mutually perpendicular planes, duration 2hrs each plane (total 6hrs)
- Storage Temperature Range: -40 to 85°C

Compliance

- RoHS Status (2015/863/EU) Compliant
- REACH Status Compliant
- MSL Rating (JDEC-STD-033): Not Applicable

Packaging Details

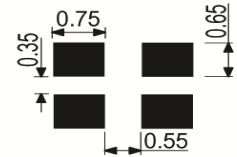
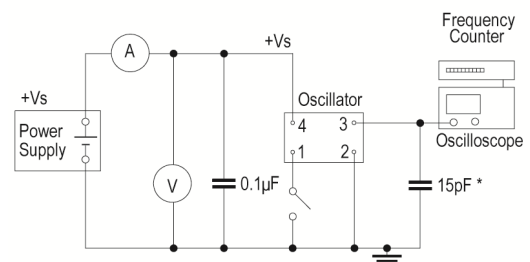
- Pack Style: RL3K Tape & reel in accordance with EIA-481-D
Pack Size: 3,000
- *Alternative packing option available*

Outline (mm)


Underside View

Pad Connections

1. Standby Operation
2. GND
3. Output
4. +Vs

Solder Pad Layout

Test Circuit


* Inclusive of jigging and equipment capacitance

Sales Office Contact Details:

 UK: +44 (0)1460 270200
 Germany: 0800 1808 443

 France: 0800 901 383
 USA: +1.760.318.2824

 Email: info@iqdfrequencyproducts.com
 Web: www.iqdfrequencyproducts.com