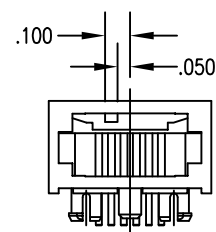
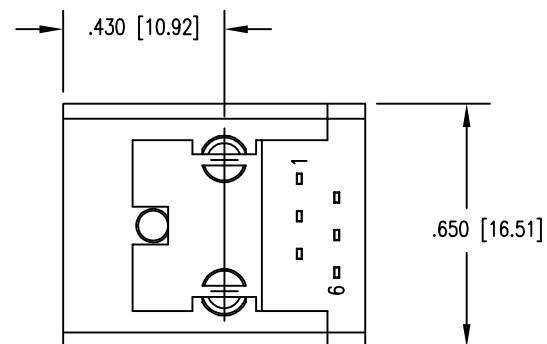
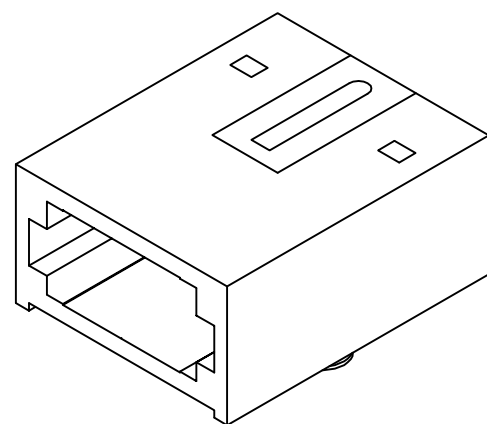
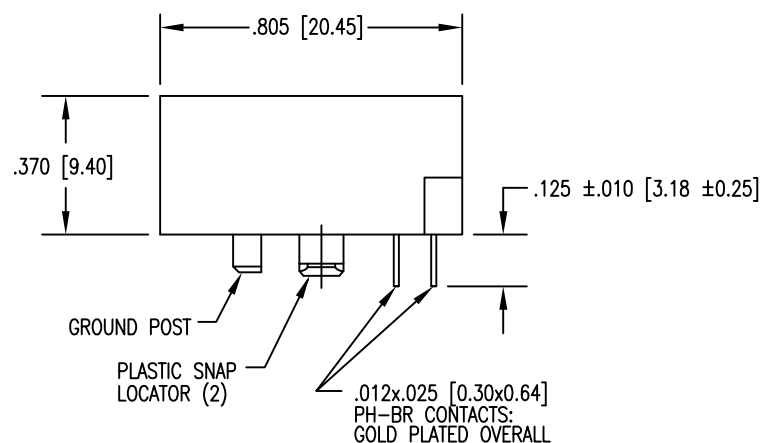
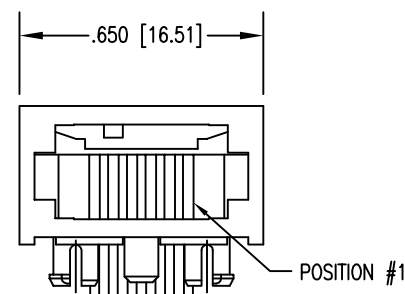


DATE	REV	ECN	APP'D. BY
9/28/15	A8	10429	SMN
3-28-16	A9	10634	TRM

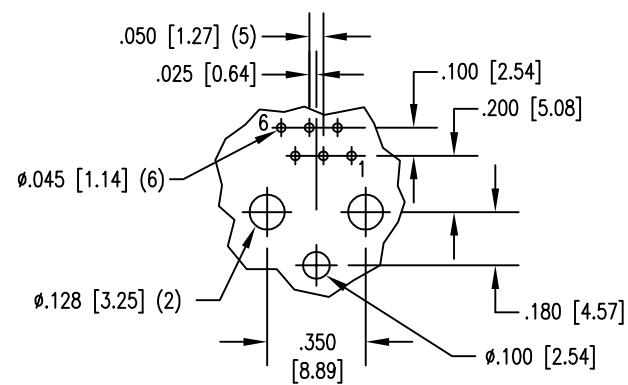


DIMENSIONS FOR KEY-1

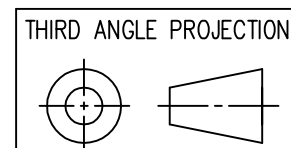
NOTES:

- CONNECTOR MATERIALS:  
HOUSING: THERMOPLASTIC UL94 V-0  
SHIELD: DIE CAST ALLOY  
CONTACTS: COPPER ALLOY  
SHIELD PLATING: TIN  
CONTACT PLATING: SELECTIVE GOLD IN CONTACT AREA  
SEE CHART FOR PART NUMBER
- FOR PRODUCT SPECIFICATIONS SEE PRO26-01.
- TOLERANCES ARE ±.006 [0.15] UNLESS OTHERWISE NOTED .

	SS-61600-005
	ROI PART NUMBER
30 MICRO-INCHES [0.76um]	SS-610606-NF-P-1
CONTACT PLATING IN MATING AREA	LONG PART NUMBER



PC BOARD TOP VIEW



DO NOT SCALE DRAWING  
DRAWING IS SUBJECT TO  
CHANGE WITHOUT NOTICE

DIMENSIONS: INCHES [METRIC]  
UNLESS OTHERWISE SPECIFIED  
TOLERANCES ARE ±.005 [0.13]  
ANGLES ARE ± 1°

SHEET NO. 1 OF 1

1118 Susquehanna Trail South  
Glen Rock, PA 17327-9199  
(717) 235-7512  
<http://www.stewartconnector.com>

TITLE: 6X6 COMPU-SHIELD JACK FINAL ASSY,  
NON-FLANGED

THIS DRAWING AND THE SUBJECT MATTER SHOWN THEREON  
ARE CONFIDENTIAL AND THE PROPRIETARY PROPERTY OF  
STEWART CONNECTOR AND SHALL NOT BE REPRODUCED,  
COPIED, OR USED IN ANY MANNER WITHOUT PRIOR WRITTEN  
CONSENT OF STEWART CONNECTOR. ONE OR MORE U.S. PATENTS  
MAY APPLY TO THIS PRODUCT. FOR DETAILS, PLEASE  
VISIT: [HTTP://BELFUSE.COM/STEWART/STEWART\\_PATENTS/](http://BELFUSE.COM/STEWART/STEWART_PATENTS/)

DRN BY:	B.K.	DATE	12-15-94
APPD BY:	J.W.	DATE	2-14-95
DWG NO.	CT610014	REV.	A9