

### VPP10-5600

#### Electrical Specifications (@25C)

1. Maximum Power: 56.0VA
2. Input: **Series:** 230VAC, 50/60Hz; **Parallel:** 115VAC, 50/60Hz
3. Output: **Series:** 10.0V CT @ 5.60A; **Parallel:** 5.0V @ 11.2A
4. Voltage Regulation: 25% TYP @ full load to no load
5. Temperature Rise: 30C TYP (45C MAX allowed)
6. Insulation Resistance: 100MΩ
7. Hipot: 4000VAC between primary to secondary and windings to core.

#### Construction:

Dual bobbin construction with an insulated shroud, both made of a high temperature material that exceeds UL flammability requirements.

#### Safety:

Since the dual bobbin construction effectively reduces capacitance, electrostatic shielding is not required. World Series Transformers are designed and manufactured to meet the following agency approvals:



#### Agency File:

UL: File E53148, UL 5085-1 and 2 (formerly UL 506), General Purpose.  
 CSA: File LR 221330. C22.2 NO. 66, General Purpose.  
 TUV: File R72103639, EN 60950, (IEC950) information Technology Equipment.

A. Dimensions: Units: In inches

H	W	D	A	B	C	ML	MD	MW
1.812	3.0	2.50	0.600	0.300	1.900	-	2.0	2.5

B. PIN DIM. : 0.045 SQ

C. WT Lbs. : 1.70

D. Mounting Holes: 0.180 dia. x 4

#### Connections<sup>1</sup>:

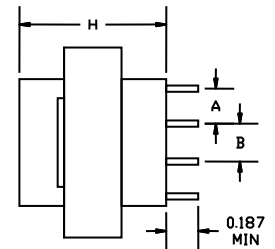
**Input:** Series – Pin 1 to Pin 6, Jumper Pin 4 to Pin 3  
 Parallel – Pin 1 to Pin 6, Jumper Pin 1 to Pin 4 and Pin 3 to Pin 6

**Output:** Series – Pin 7 to Pin 12, Jumper Pin 9 to Pin 10  
 Parallel – Pin 7 to Pin 12, Jumper Pin 7 to Pin 10 and Pin 9 to Pin 12

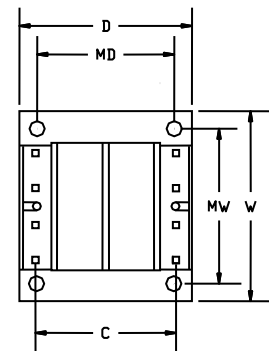
**RoHS Compliance:** As of manufacturing date February 2016, all standard products meet the requirements of 2015/863/EU, known as the RoHS 3 initiative.

\* Upon printing, this document is considered “uncontrolled”. Please contact Triad Magnetics’ website for the most current version.

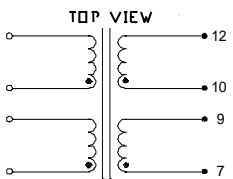
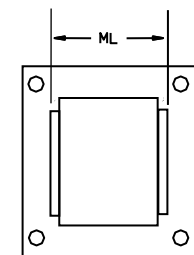
<sup>1</sup> Primary and secondary windings are designed to be connected in series or parallel. Winding are not intended to be used independently.



SIDE VIEW



BOTTOM VIEW



SCHEMATIC