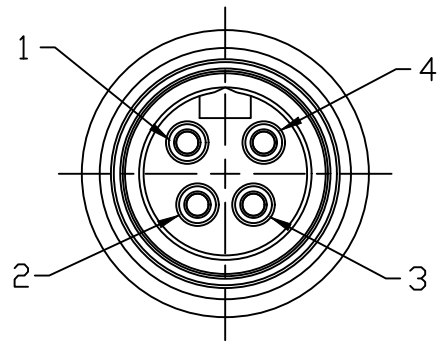
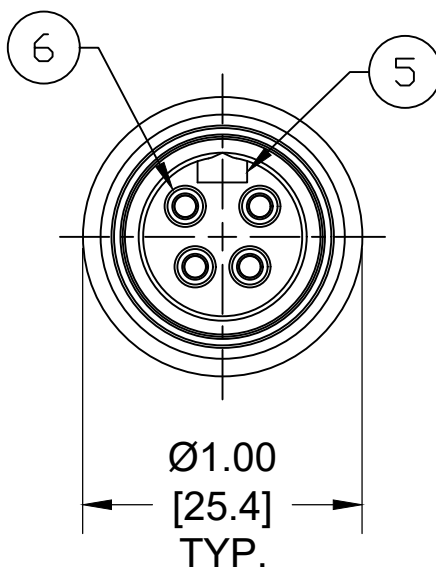


MALE INSERT FRONT VIEW

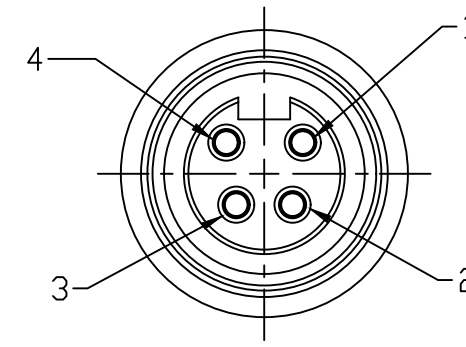


1-BLACK
2-WHITE
3-RED
4-GREEN/YELLOW

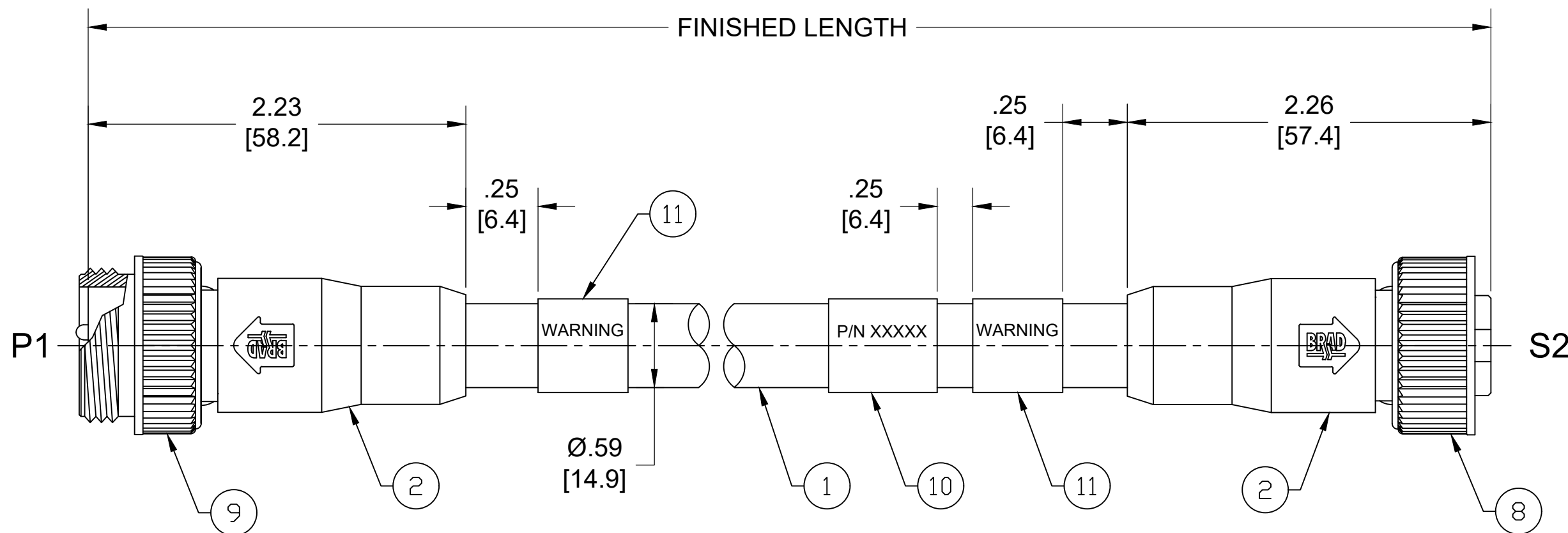


PART NO	ENGINEERING NO.	FINISHED LENGTH
1300620120	114030A46M010	1M [3 FT 3 IN]
1300620141	114030A46M300	30M [98 FT 5 IN]
1300621062	114030A46M840	84M [275 FT 7 IN]

FEMALE INSERT FRONT VIEW



1-BLACK
2-WHITE
3-RED
4-GREEN/YELLOW



NOTES:

- MATERIAL: AS NOTED
- FINISH: AS NOTED
- ELECTRICAL:
VOLTAGE: 483V PER IEC60664 (D)
600V PER UL2237
CURRENT: 15A
- TEMP RATING: -20°TO +105°C
- PROTECTION: IP67 (WHEN MATED)
- COUPLING THREAD: 7/8"-16UN
- UL LISTED FILE: E258922
- ALL DIMENSIONS ARE FOR REFERENCE UNLESS TOLERANCED OR NOTED OTHERWISE

P1		S2	
1	BLACK	1	
2	WHITE	2	
3	RED	3	
4	GREEN/YELLOW	4	

WIRING DIAGRAM

PART NUMBER LEGEND

114030A46M003

FINISHED LENGTH:
M005= 0.5 METER
M010= 1 METER
M100= 10 METER

(D)

CABLE LENGTH TOLERANCES

<.3M [1FT]:	+19mm-0 [+ .75in-0]
.3 - .9M [1 - 3FT]:	+44.5mm-0 [+1.75in-0]
.9 - 1.8M [3 - 6FT]:	+55.6mm-0 [+2.19in-0]
1.8 - 3.7M [6 - 12FT]:	+88.9mm-0 [+3.50in-0]
3.7 - 7.3M [12 - 24FT]:	+165.1mm-0 [+6.50in-0]
7.3-14.6M [24 - 48FT]:	+317.5mm-0 [+12.50in-0]
14.6 - 30.5M [48-100FT]:	+622.3mm-0 [+24.50in-0]
OVER 30M [100FT]:	+2% OF FINISHED LENGTH

11	WARNING LABEL	VINYL	ORANGE/BLACK
10	WRAP LABEL	VINYL	BLACK/YELLOW
9	MALE COUPLING NUT	ZINC DIE CAST	BLACK-E-COAT
8	FEMALE COUPLING NUT	ZINC DIE CAST	BLACK-E-COAT
7	FRICTION RING	NYLON	WHITE
6	PIN CONTACT	COPPER ALLOY	GOLD OVER NICKEL
5	MALE INSERT	TPE	BLACK
4	SOCKET CONTACT	COPPER ALLOY	GOLD OVER NICKEL
3	FEMALE INSERT	TPE	BLACK
2	OVERMOLD	TPE	GRAY
1	CABLE #14 AWG	PVC	GRAY
ITEM	COMPONENT	MATERIAL	FINISH

(D)
(D)
(D)

FUNCTIONAL SYMBOLS	THIS DRAWING CONTAINS INFORMATION THAT IS PROPRIETARY TO MOLEX ELECTRONIC TECHNOLOGIES, LLC AND SHOULD NOT BE USED WITHOUT WRITTEN PERMISSION		CURRENT REV DESC: INSERT & OVERMOLD WERE PVC. ADDED IEC VOLTAGE & TOL CHART. MODIFIED PN TABLE	
	DIMENSION UNITS	SCALE		
(FA)=0	INCH/MM	NTS		
(FC)=0	GENERAL TOLERANCES (UNLESS SPECIFIED)			
(FP)=0		mm	INCH	
DIVISIONAL SYMBOLS	4 PLACES	±----	±----	
	3 PLACES	±----	±----	
	2 PLACES	±----	±----	
	1 PLACE	±----	±----	
	0 PLACES	±----	±----	
	ANGULAR TOL	±	----	°
DRAFT WHERE APPLICABLE MUST REMAIN WITHIN DIMENSIONS		THIRD ANGLE PROJECTION	DRAWING	SERIES
			C-SIZE	130062
DOCUMENT STATUS		P1	RELEASE DATE	2022/03/11 14:29:49
DOCUMENT NUMBER		SD-130062-017		DOC TYPE/DOC PART/REVISION
MATERIAL NUMBER		SEE CHART	CUSTOMER	GENERAL MARKET
SHEET NUMBER		1 OF 1		



BRAD POWER CORDSET, A-SIZE
4 POLE, MALE-FEMALE, STRAIGHT,
SINGLE KEY, #14 AWG

PRODUCT CUSTOMER DRAWING

DOCUMENT NUMBER: SD-130062-017
DOC TYPE/DOC PART/REVISION: PSD 001 D