

## Relay Module - RIF-0-RPT-24DC/21AU - 2903368

Please be informed that the data shown in this PDF Document is generated from our Online Catalog. Please find the complete data in the user's documentation. Our General Terms of Use for Downloads are valid (<http://download.phoenixcontact.com>)



Pre-assembled relay module with push-in connection, consisting of: relay base with ejector and multi-layer gold contact relay. Contact type: 1 PDT. Input voltage: 24 V DC



### Key commercial data

Packing unit	1 pc
Weight per Piece (excluding packing)	28.0 GRM
Custom tariff number	85364110
Country of origin	Germany

### Technical data

#### Dimensions

Width	6.2 mm
Height	93 mm
Depth	78 mm

#### Ambient conditions

Ambient temperature (operation)	-40 °C ... 60 °C
Ambient temperature (storage/transport)	-40 °C ... 85 °C

#### Coil side

Nominal input voltage $U_N$	24 V DC
Input voltage range in reference to $U_N$	(see diagram)
Nominal input current at $U_{IN}$	9 mA
Typical response time	5 ms
Typical release time	8 ms
Operating voltage display	Yellow LED
Protective circuit	Damping diode

## Relay Module - RIF-0-RPT-24DC/21AU - 2903368

### Technical data

#### Contact side

Contact type	1 PDT
Contact material	AgSnO, hard gold-plated
Maximum switching voltage	30 V AC
	36 V DC
Minimum switching voltage	100 mV (at 10 mA)
Maximum inrush current	50 mA
Min. switching current	1 mA
Limiting continuous current	50 mA
Interrupting rating (ohmic load) max.	1.2 W (at 24 V DC)
Switching capacity in acc. with DIN VDE 0660/IEC 60947	1 A (24 V (DC13))
	3 A (230 V (AC 15))
Note	the following values are applicable if a gold layer is destroyed
Maximum switching voltage	250 V AC/DC
Minimum switching voltage	5 V (at 100 mA)
Limiting continuous current	6 A
Min. switching current	10 mA (at 12 V)
Interrupting rating (ohmic load) max.	140 W (at 24 V DC)
	20 W (at 48 V DC)
	18 W (at 60 V DC)
	23 W (at 110 V DC)
	40 W (at 220 V DC)
	1500 VA (for 250 V AC)

#### Connection data

Connection method	Push-in connection
Conductor cross section solid min.	0.14 mm <sup>2</sup>
Conductor cross section solid max.	1.5 mm <sup>2</sup>
Conductor cross section stranded min.	0.14 mm <sup>2</sup>
Conductor cross section stranded max.	1.5 mm <sup>2</sup>
Conductor cross section stranded, with ferrule with plastic sleeve min.	0.14 mm <sup>2</sup>
Conductor cross section stranded, with ferrule with plastic sleeve max.	1.5 mm <sup>2</sup>
Conductor cross section stranded, with ferrule without plastic sleeve min.	0.14 mm <sup>2</sup>
Conductor cross section stranded, with ferrule without plastic sleeve max.	1.5 mm <sup>2</sup>
Conductor cross section AWG/kcmil min.	26
Conductor cross section AWG/kcmil max.	16
Stripping length	8 mm

#### General

# Relay Module - RIF-0-RPT-24DC/21AU - 2903368

## Technical data

### General

Test voltage relay winding/relay contact	4 kV <sub>rms</sub> (50 Hz, 1 min.)
Operating mode	100% operating factor
Degree of protection	IP20 (Relay socket)
	RT III (Relay)
Mechanical service life	Approx. 2 x 10 <sup>7</sup> cycles
Standards/regulations	DIN EN 50178
	IEC 62103
Rated insulation voltage	250 V AC
Pollution degree	2
Surge voltage category	III
Mounting position	any
Assembly instructions	In rows with zero spacing

## Articles in set

Single relay - REL-MR- 24DC/21AU - 2961121



Pluggable miniature relays, with multi-layer contact, 1 PDT, input voltage 24 V DC

Relay socket - RIF-0-BPT/21 - 2900958



RIF-0... relay base, for miniature power relay with 1 PDT or solid-state relays of the same design, push-in connection, for mounting on NS 35/7,5

## Classifications

eCl@ss

eCl@ss 4.0	27371102
eCl@ss 4.1	27371102
eCl@ss 5.0	27371603
eCl@ss 5.1	27371603
eCl@ss 6.0	27371603

# Relay Module - RIF-0-RPT-24DC/21AU - 2903368

## Classifications

eCl@ss

eCl@ss 7.0	27371603
eCl@ss 8.0	27371603

ETIM

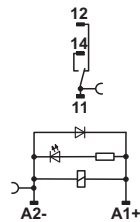
ETIM 3.0	EC001456
ETIM 4.0	EC001456
ETIM 5.0	EC001437

UNSPSC

UNSPSC 6.01	30211917
UNSPSC 7.0901	39121516
UNSPSC 11	39121516
UNSPSC 12.01	39121516
UNSPSC 13.2	39121516

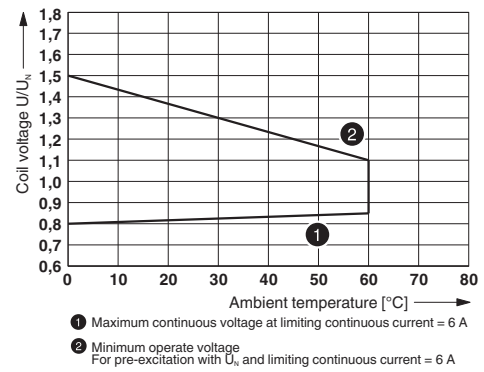
## Drawings

Circuit diagram



DC coils

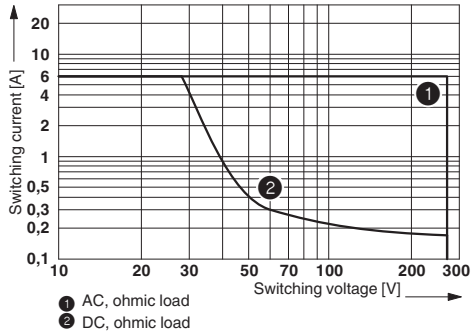
Diagram



Operating voltage range

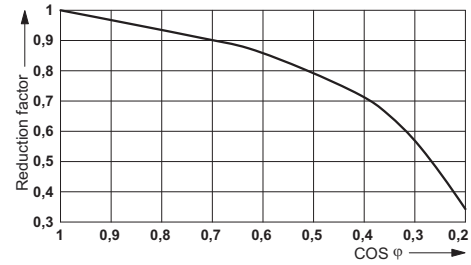
# Relay Module - RIF-0-RPT-24DC/21AU - 2903368

Diagram



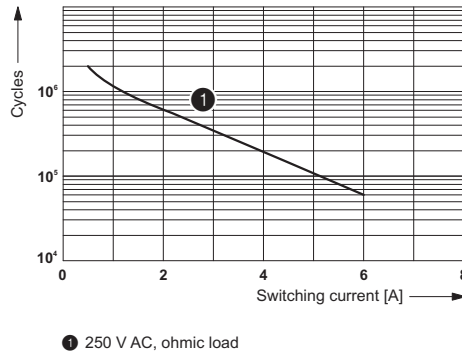
Interrupting rating

Diagram



Service life reduction factor

Diagram



Electrical service life