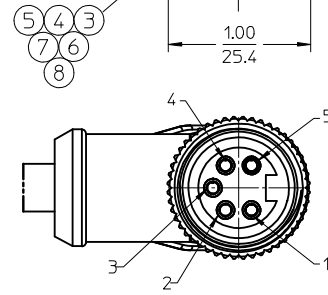
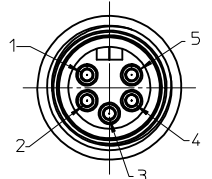
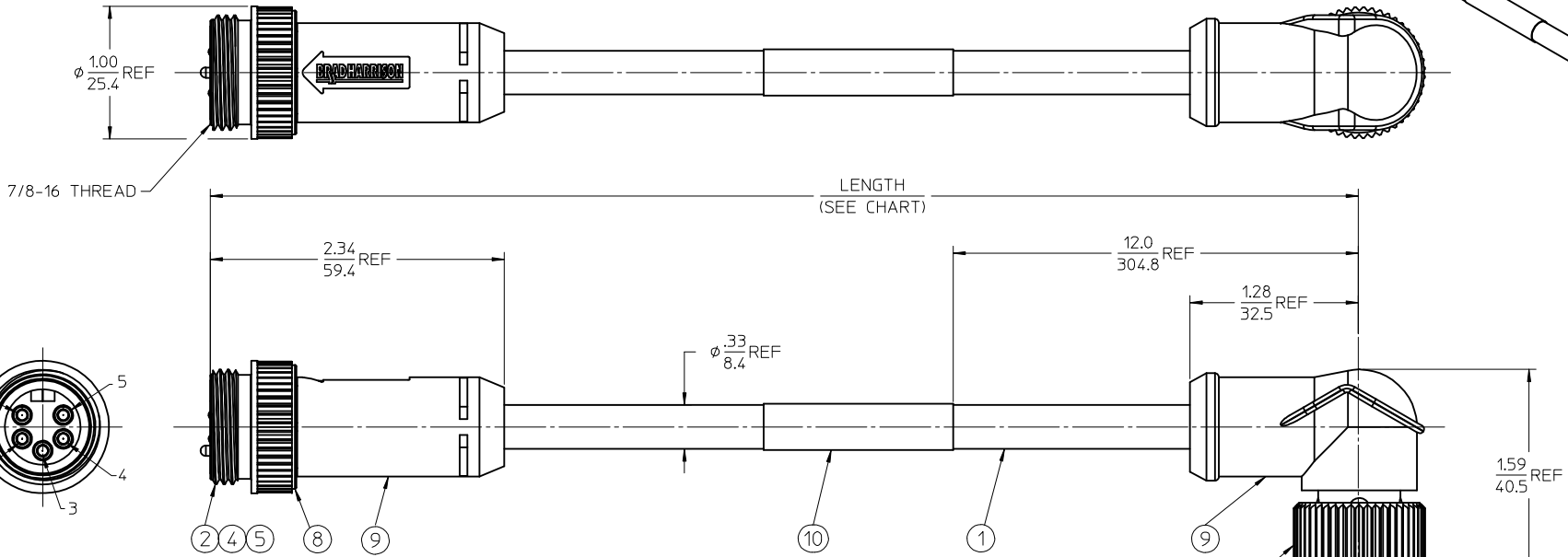
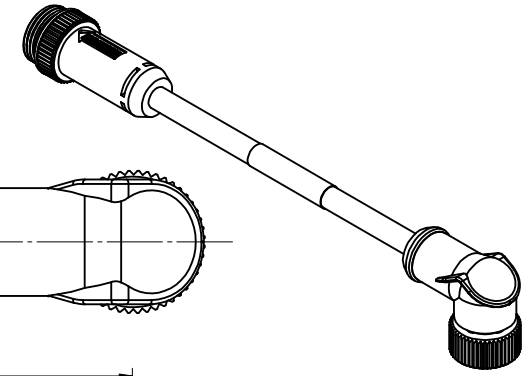


| PART NUMBER | ENGINEERING NO. | LENGTH                               |
|-------------|-----------------|--------------------------------------|
| 1300250259  | DNB91A-M010     | 3' 3" +2.19 - 0 [ 1.0M +55.6 - 0 ]   |
| 1300250541  | DNB91A-M030     | 9' 10" +3.50 - 0 [ 3.0M +88.9 - 0 ]  |
| 1300250261  | DNB91A-M050     | 16' 5" +6.50 - 0 [ 5.0M +165.1 - 0 ] |



| P1 | S1 |
|----|----|
| 1  | 1  |
| 2  | 2  |
| 3  | 3  |
| 4  | 4  |
| 5  | 5  |

- NOTES:
- MATERIAL: SEE TABLE
  - FINISHES: SEE TABLE
  - CABLE ASSEMBLIES ARE BAGGED SEPARATELY IN POLY BAGS WITH BARCODE LABEL ATTACHED TO OUTSIDE OF BAG
  - WRAP LABEL IS MARKED WITH P/N, DATE CODE VOLTAGE & AMPERAGE
  - MATES WITH: MINI CHANGE, A-SIZE 5 POLE
  - ELECTRICAL SPECIFICATIONS:  
VOLTAGE RATING: 300V  
CURRENT RATING: 4 AMPS
  - ASSEMBLY IS RoHS COMPLIANT

Partial1  
Scale 1.5:1

WIRING DIAGRAM

| ITEM | QTY. | DESCRIPTION                             | MATERIAL      | FINISH       |
|------|------|---|---------------|--------------|
| 10   | 1    | LABEL                                   | PLASTIC FILM  | BLACK/YELLOW |
| 9    | 1    | OVERMOLD                                | PVC           | GRAY         |
| 8    | 1    | COUPLING NUT                            | ZINC DIE CAST | BLACK        |
| 7    | 1    | FRICTION RING                           | NYLON         | WHITE        |
| 6    | 5    | SOCKET SLEEVE                           | ST. STEEL     |              |
| 5    | 3    | CONTACT, 20 AWG                         | BRASS         | GOLD PLATED  |
| 4    | 2    | CONTACT, 16 AWG                         | BRASS         | GOLD PLATED  |
| 3    | 1    | INSERT, FEMALE, 5 POLE                  | PVC           | GRAY         |
| 2    | 1    | INSERT, MALE, 5 POLE                    | PVC           | GRAY         |
| 1    | 1    | CABLE - MID, DEV-NET, TRUNK, 20/2, 16/2 | PVC JACKET    | GRAY         |

| RELEASED<br>EC NO: MNA2010-0048<br>DRAWN: RUPERT 2009/07/17<br>CHKD: BRUPERT<br>APPR: J. MURPHY 2009/07/20 | DESCRIPTION<br>REV | QUALITY SYMBOLS<br>▽=0<br>▽=0 | GENERAL TOLERANCES (UNLESS SPECIFIED)<br><table border="1"> <thead> <tr> <th></th> <th>mm</th> <th>INCH</th> </tr> </thead> <tbody> <tr> <td>4 PLACES</td> <td>± ---</td> <td>± ---</td> </tr> <tr> <td>3 PLACES</td> <td>± ---</td> <td>± ---</td> </tr> <tr> <td>2 PLACES</td> <td>± ---</td> <td>± ---</td> </tr> <tr> <td>1 PLACE</td> <td>± ---</td> <td>± ---</td> </tr> </tbody> </table> |                    | mm   | INCH | 4 PLACES | ± --- | ± --- | 3 PLACES | ± --- | ± --- | 2 PLACES | ± --- | ± --- | 1 PLACE | ± --- | ± --- | DIMENSION STYLE<br>IN/MM | SCALE<br>1.5:1 | DESIGN UNITS<br>INCH | THIRD ANGLE PROJECTION |
|--|--------------------|-------------------------------|--|--------------------|--|------|----------|-------|-------|----------|-------|-------|----------|-------|-------|---------|-------|-------|--------------------------|----------------|----------------------|------------------------|
|  |                    |                               | mm   | INCH               |  |      |          |       |       |          |       |       |          |       |       |         |       |       |                          |                |                      |                        |
|  |                    | 4 PLACES                      | ± ---  | ± ---              |  |      |          |       |       |          |       |       |          |       |       |         |       |       |                          |                |                      |                        |
|  |                    | 3 PLACES                      | ± ---  | ± ---              |  |      |          |       |       |          |       |       |          |       |       |         |       |       |                          |                |                      |                        |
| 2 PLACES   | ± ---              | ± ---                         |  |                    |  |      |          |       |       |          |       |       |          |       |       |         |       |       |                          |                |                      |                        |
| 1 PLACE  | ± ---              | ± ---                         |  |                    |  |      |          |       |       |          |       |       |          |       |       |         |       |       |                          |                |                      |                        |
| DRAFT WHERE APPLICABLE MUST REMAIN WITHIN DIMENSIONS   |                    |                               | DRAWN BY<br>B. RUPERT  | DATE<br>2009/07/07 | MINI-CHANGE 5 POLE<br>M/FE ST/90D EXT<br>TRUNK CABLE - MID |      |          |       |       |          |       |       |          |       |       |         |       |       |                          |                |                      |                        |
| SEE CHART  |                    |                               | CHECKED BY<br>B. WOODMAN   | DATE<br>2009/07/07 | MOLEX INCORPORATED   |      |          |       |       |          |       |       |          |       |       |         |       |       |                          |                |                      |                        |
| MATERIAL NO.<br>SD-130025-010  |                    |                               | APPROVED BY<br>J. MURPHY   | DATE<br>2009/07/07 | SHEET NO.<br>1 OF 1  |      |          |       |       |          |       |       |          |       |       |         |       |       |                          |                |                      |                        |